

WI 027- Deva 026 light ring installation / check	Date 10/12/09	Issue- 1	Author- Chris Walkley
--	------------------	----------	-----------------------

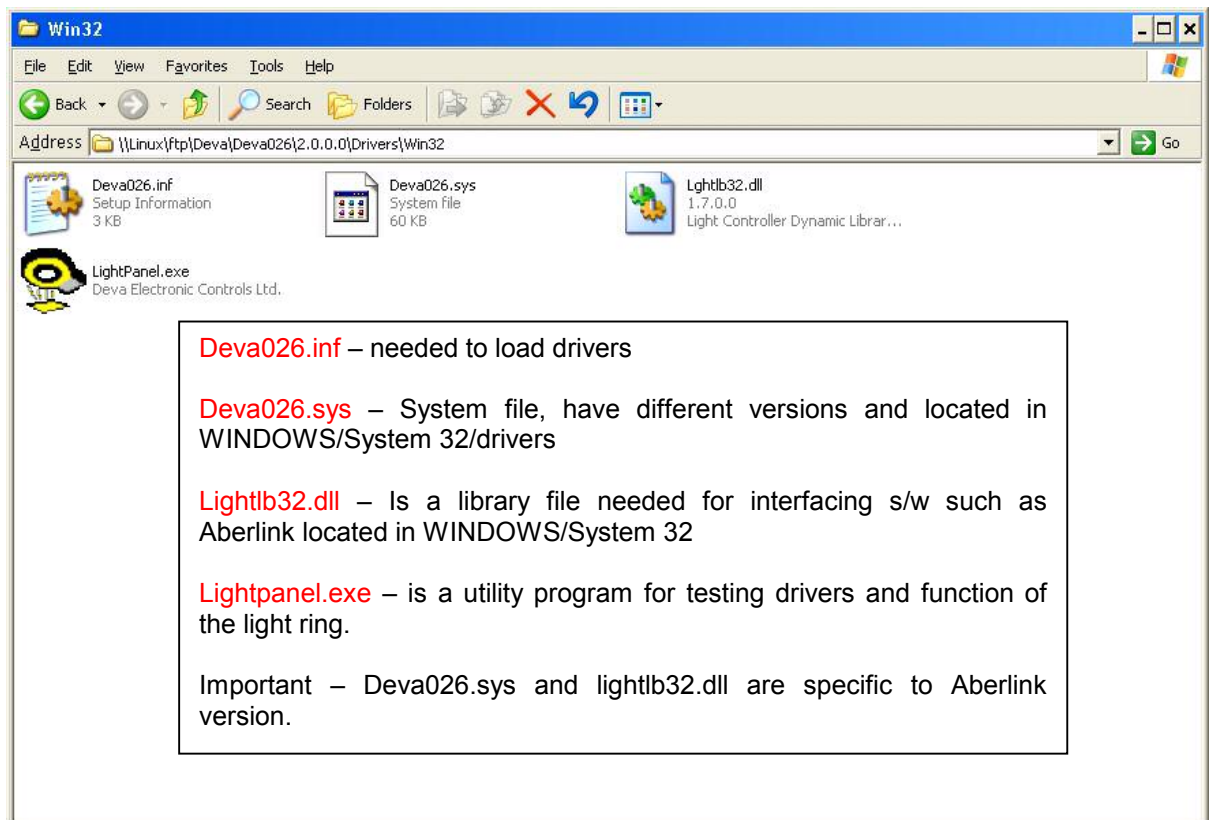
The deva 026 light ring is a device used for providing and directing light on to parts for the purpose of vision inspection. Used on the Aberlink USB camera, and also the Aberlink Project X.

The unit is powered and controlled via the USB connection on the controller.

### New installation

Connect device to a spare USB 2.0 port. On connection the pc should detect its presence and the following screen will appear.

Before connecting make sure you have drivers present. The drivers are available from the Aberlink ftp site under the deva folder, you will need the following files :-



**Deva026.inf** – needed to load drivers

**Deva026.sys** – System file, have different versions and located in WINDOWS/System 32/drivers

**Lightb32.dll** – Is a library file needed for interfacing s/w such as Aberlink located in WINDOWS/System 32

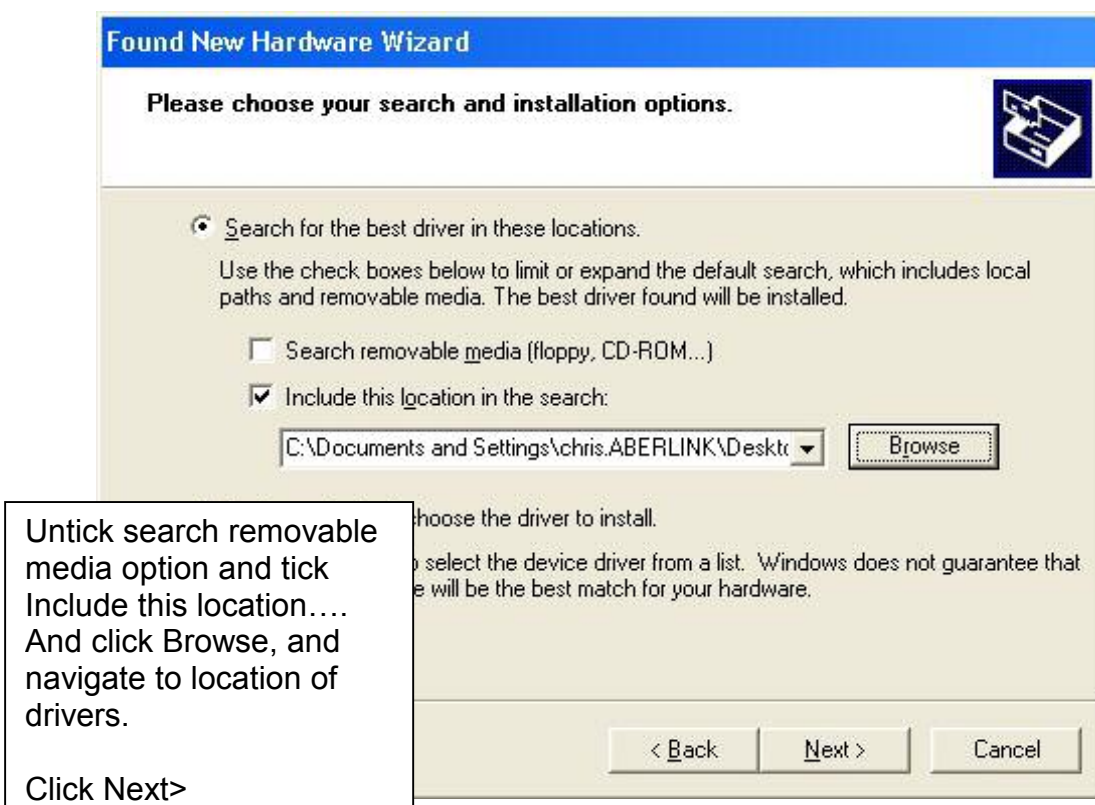
**Lightpanel.exe** – is a utility program for testing drivers and function of the light ring.

Important – Deva026.sys and lightlb32.dll are specific to Aberlink version.

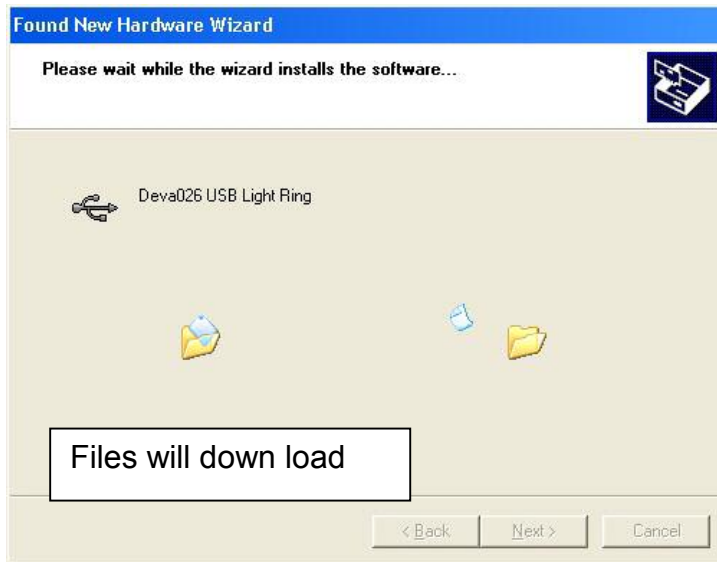
WI 027- Deva 026 light ring installation / check	Date 10/12/09	Issue- 1	Author- Chris Walkley
--	------------------	----------	-----------------------



The software is now installed, it would of loaded the deva026.sys and lightlb.dll, remember these must be the correct version for the Aberlink software version.



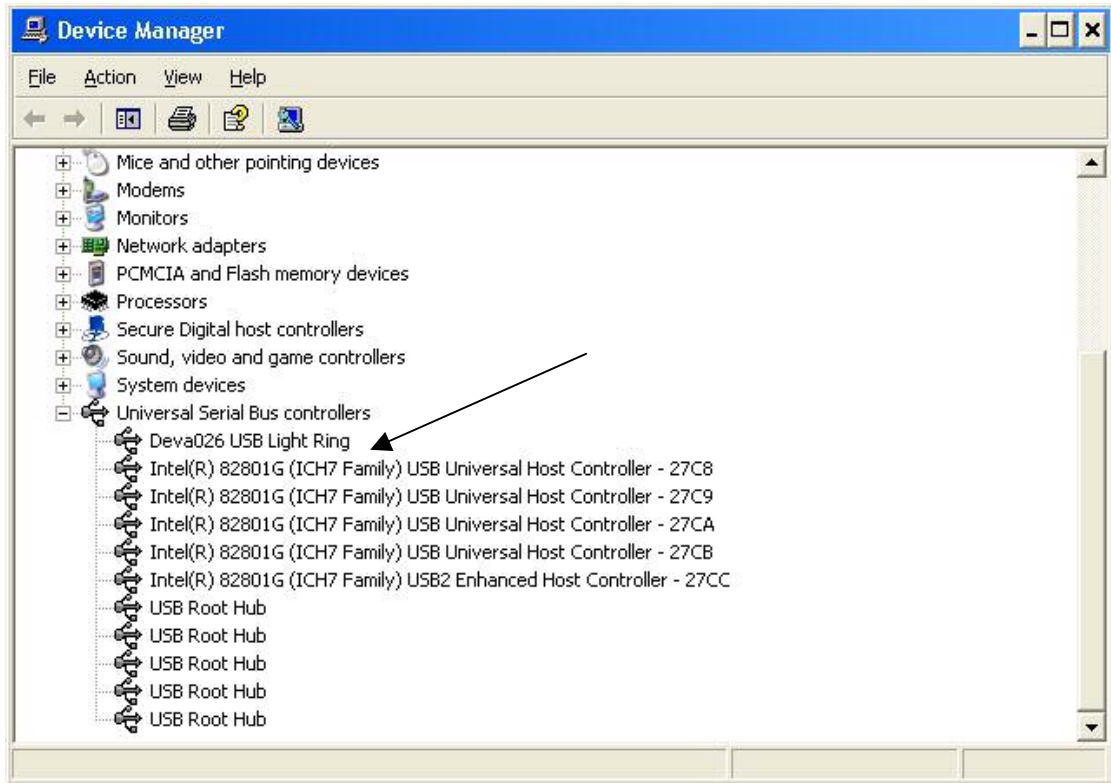
WI 027- Deva 026 light ring installation / check	Date 10/12/09	Issue- 1	Author- Chris Walkley
--	------------------	----------	-----------------------



WI 027- Deva 026 light ring installation / check	Date 10/12/09	Issue- 1	Author- Chris Walkley
--	------------------	----------	-----------------------

Before it will work **SHUT DOWN** pc **not a RESTART**

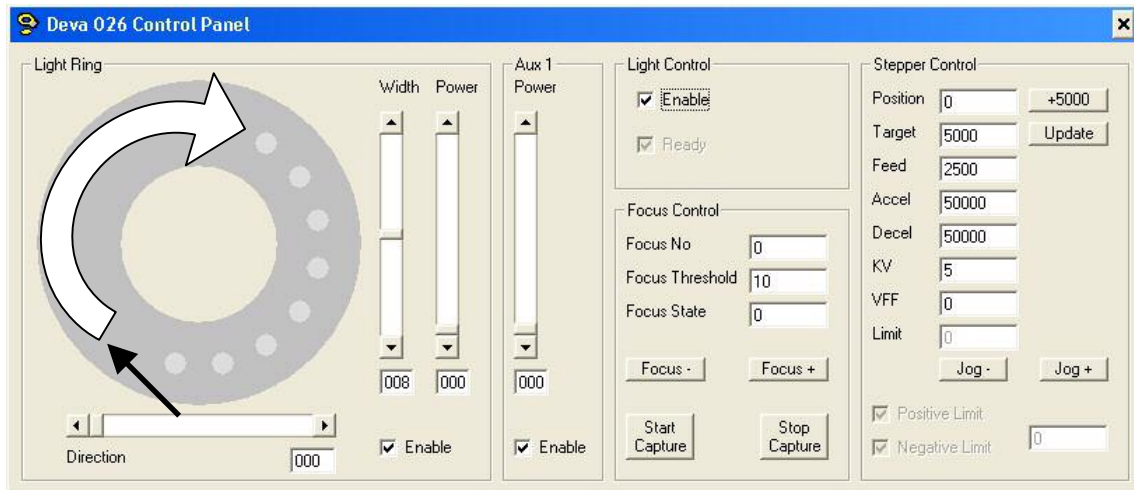
The deva026 is a USB device and as such should be visible within device manager as shown below.



WI 027- Deva 026 light ring installation / check	Date 10/12/09	Issue- 1	Author- Chris Walkley
--	------------------	----------	-----------------------

## Testing the light ring

Each set of drivers has a specific light panel.exe program, so run the light panel.exe from the same folder as the light ring drivers.



Firstly click tick all the enable boxes.

The Width slider bar, determines how many lights are on  
 The Power slider bar determines the brightness  
 The Direction slider bar rotates the lit up LEDs.

## Trouble Shooting

If the ring light works using the light panel utility, but not in Aberlink then it is because the versions of lightlb.dll and or deva026.sys are not compatible. When Aberlink software is installed it notifies you which deva drivers are needed.

Always check device manager for the fact the pc has detected the hardware. Sometimes it will be necessary to unplug and re-connect. Sometimes it maybe necessary to use another USB port entirely. Avoid using USB hubs.