



- STORAGE CABINETS**
- SHELVING**
- LOCKERS**
- HAND & PLATFORM TRUCKS**
- SERVICE & UTILITY CARTS**
- TRANSPORT TRUCKS**



STORAGE & MATERIAL HANDLING

FIND THE TRUCK YOU NEED!

Truck Type

Features and Benefits

Cube Trucks

Use these durable and versatile trucks for a variety of bulky, load-carrying tasks including waste collection, material transport and laundry handling. Available in four capacities. Find these on page 478.



Tilt Trucks

These trucks maximize maneuverability and make it easy to dump contents. Ideal for handling bulky materials and loads that are medium to heavyweight. Insert wheels and the overall profile helps protect surroundings. Consider your need for the lid option. Find these on page 478-479.



Platform Trucks

Accommodate loads of varying shapes and sizes aboard a high-capacity platform truck. Depending on what you're moving, you'll want to look at support—more when you're loading multiple, hard-to-balance items—less when loads are more well-balanced. Some platform trucks offer work-height surfaces. Find these on pages 469-470.



Hand Trucks

Carry a surprisingly heavy load with ease and agility with a two-wheeled hand truck. Buy a model that's dedicated to this role, or combine functionality with a convertible truck that switches from a two-wheeled configuration to a four-wheeled platform. Find these on pages 468-469.



Convertible Trucks

Change configurations to use one truck for multiple applications. Some versions combine removable shelving with a more open platform truck option. Others provide support alternatives that adjust to the loads you're transporting. Find these on page 471.





Black (BK)



Light Gray (LGY)



A Janitorial Cabinet All-welded steel construction with pan-style bottom. Three half-shelves plus extra-tall storage space for brooms, vacuums and more. Reinforced door stiffeners. Locking handle with keys for security.

ID No.	No.	Color	W × D × H	Shpg. Wt.	Unit	Price
1	TNN-JAN6618DHBK	Black	36" × 18" × 64"	104 lbs.	EA	
2	TNN-JAN6618DHPY	Putty	36" × 18" × 64"	104 lbs.	EA	

* SCS Indoor Advantage Gold Certified. Contains 30% pre-consumer recycled content, 20% post-consumer recycled content, 50% total recycled content.

B 72" High Standard Cabinet Single handle. Four adjustable 36" wide shelves.

ID No.	No.	Color	W × D × H	Shpg. Wt.	Unit	Price
36w × 24d Cabinet —200 lb. weight capacity per shelf.						
3	TNN-1480BK	Black	36" × 24" × 72"	135 lbs.	EA	
4	TNN-1480LGY	Light Gray	36" × 24" × 72"	135 lbs.	EA	
5	TNN-1480PY	Putty	36" × 24" × 72"	135 lbs.	EA	
36w × 18d Cabinet —150 lb. weight capacity per shelf.						
6	TNN-1470BK	Black	36" × 18" × 72"	102 lbs.	EA	
7	TNN-1470LGY	Light Gray	36" × 18" × 72"	102 lbs.	EA	
8	TNN-1470PY	Putty	36" × 18" × 72"	120 lbs.	EA	

* Meets or Exceeds ANSI/BIFMA Standards; SCS Indoor Advantage Gold Certified. Contains 19% post-consumer recycled content, 25% total recycled content.

C Assembled Jumbo Steel Storage Cabinet Heavy-gauge welded steel and sturdy box-formed construction. Four adjustable shelves with built-in support tabs. Each shelf holds up to 400 lbs. Secure three-point locking system, raised cabinet base and integrated levelers.


ID No.	No.	Color	W × D × H	Shpg. Wt.	Unit	Price
48w × 24d Cabinet						
9	TNN-J2478SUBK	Black	48" × 24" × 78"	217 lbs.	EA	
10	TNN-J2478SULGY	Light Gray	48" × 24" × 78"	217 lbs.	EA	
11	TNN-J2478SUPY	Putty	48" × 24" × 78"	217 lbs.	EA	
48w × 18d Cabinet						
12	TNN-J1878SUBK	Black	48" × 18" × 78"	188 lbs.	EA	
13	TNN-J1878SULGY	Light Gray	48" × 18" × 78"	188 lbs.	EA	
14	TNN-J1878SUPY	Putty	48" × 18" × 78"	188 lbs.	EA	

* SCS Indoor Advantage Gold Certified. Contains 19% post-consumer recycled content, 25% total recycled content.



Putty (PY)





A Heavy Duty Welded Storage Cabinet Shelves adjust in 2" increments. Reinforced doors with satin chrome double handles open 180°. Secure three-point locking rod system locks top, bottom and doors. Industrial-grade steel with powder coat finish. Sturdy 16 gauge door frame prevents racking. Heavy duty secure knuckle hinges for longevity. Leveling glides compensate for uneven floors.

ID No.	Color	W x D x H	Shpg. Wt.	Unit	Price
78" High Cabinet —Four adjustable shelves.					
1	ALE-CM7824BK *	Black 36" x 24" x 78"	178 lbs.	EA	
2	ALE-CM7824LG *	Light Gray 36" x 24" x 78"	178 lbs.	EA	
3	ALE-CM7824PY* *	Putty 36" x 24" x 78"	178 lbs.	EA	
72" High Cabinet —Four adjustable shelves.					
4	ALE-CM7218BK *	Black 36" x 18" x 72"	145 lbs.	EA	
5	ALE-CM7218LG *	Light Gray 36" x 18" x 72"	145 lbs.	EA	
6	ALE-CM7218PY *	Putty 36" x 18" x 72"	145 lbs.	EA	
42" High Cabinet —Two adjustable shelves.					
7	ALE-CM4218BK *	Black 36" x 18" x 42"	92 lbs.	EA	
8	ALE-CM4218LG *	Light Gray 36" x 18" x 42"	92 lbs.	EA	
9	ALE-CM4218PY* *	Putty 36" x 18" x 42"	92 lbs.	EA	

* Meets or Exceeds ANSI/BIFMA Standards; SCS Indoor Advantage Gold Certified.



B Space Saver Assembled Storage Cabinet Industrial grade steel cabinet with powder coat putty finish works best where space is at a premium. Secure three-point locking system locks top, bottom and doors. Narrower depth allows use in tight areas; shorter height is ideal for use next to panel systems. Four adjustable shelves. Recessed locking handle.

ID No.	Color	W x D x H	Shpg. Wt.	Unit	Price
10	ALE-CM6615PY *	Putty 30" x 15" x 66"	77 lbs.	EA	

* Meets or Exceeds ANSI/BIFMA Standards; SCS Indoor Advantage Gold Certified.



C Economy Assembled Storage Cabinet Industrial grade steel with powder coat finish and polished chrome handle. Secure three point locking system locks top, bottom and doors. Adjustable shelves adjust in 2" increments. Reinforced doors open 180°.

ID No.	Color	W x D x H	Shpg. Wt.	Unit	Price
72" High Cabinet —One fixed and three adjustable shelves.					
11	ALE-CME7218PY *	Putty 36" x 18" x 72"	121 lbs.	EA	
42" High Cabinet —Two fixed shelves.					
12	ALE-CME4218PY *	Putty 36" x 18" x 42"	76 lbs.	EA	

* Meets or Exceeds ANSI/BIFMA Standards; SCS Indoor Advantage Gold Certified.



D Assembled Mobile Storage Cabinet Fully enclosed, fully assembled industrial grade welded steel cabinets hold up to 900 lbs. Secure three-point locking bar system locks top, bottom and doors. Reinforced doors with recessed handles open 180°. Heavy-duty caster base has four 5" casters, two locking.

ID No.	Color	W x D x H	Shpg. Wt.	Unit	Price
Three Adjustable Shelves					
13	ALE-CM6624PY *	Putty 36" x 24" x 66"	162 lbs.	EA	

* Meets or Exceeds ANSI/BIFMA Standards; SCS Indoor Advantage Gold Certified.



A – B Industrial & Commercial Steel Shelving

- Adjustable shelf heights.
- Manufacturer's one-year warranty.

A 75" High Commercial Steel Shelving Shelves adjust in 1" increments with compression clips. 250-lb. capacity per shelf (based on 36" x 12" shelf evenly distributed).

No.	Color	W x D x H	Shpg. Wt.	Unit	Price
Five Shelves with Closed Sides and Back					
1	TNN-ESPC2436MGY* ★	Medium Gray	36" x 24" x 75"	112 lbs.	EA
2	TNN-ESPC1836MGY* ★	Medium Gray	36" x 18" x 75"	94 lbs.	EA
3	TNN-ESPC1236MGY* ★	Medium Gray	36" x 12" x 75"	72 lbs.	EA
Six Shelves with Closed Sides and Back					
4	TNN-ESPC62436MGY* ★	Medium Gray	36" x 24" x 75"	121 lbs.	EA
5	TNN-ESPC61836MGY* ★	Medium Gray	36" x 18" x 75"	102 lbs.	EA
6	TNN-ESPC61236MGY* ★	Medium Gray	36" x 12" x 75"	78 lbs.	EA

★ SCS Indoor Advantage Gold Certified. Contains 30% pre-consumer recycled content, 25% post-consumer recycled content, 55% total recycled content.

B Stur-D-Stor Shelving Boltless design lets you easily configure shelving into a five-shelf unit or a three-shelf/two-shelf worktable. Industrial-grade particle board shelves with steel frame. Each shelf holds up to 1,000 lbs., adjusts in 1/2" increments.

No.	Color	W x D x H	Shpg. Wt.	Unit	Price
Five Shelves					
7	TNN-LSS482484 ★	Sand	48" x 24" x 84"	142 lbs.	EA
8	TNN-LSS361872 ★	Sand	36" x 18" x 72"	88 lbs.	EA

★ Meets or Exceeds ANSI/BIFMA Standards; SCS Indoor Advantage Gold Certified. Contains 19% post-consumer recycled content, 25% total recycled content.



Five-shelf configuration provides maximum storage space.



Worktable configuration provides sturdy worktop and storage.

STORAGE



Black Anthracite Plus



Black Anthracite



Black Steel

Silver Steel



A - B Heavy-Duty Industrial Wire Shelving

- Find your ideal storage solution for industrial, foodservice, medical industry and all other storage needs.
- Reinforced extra-strong welded wire construction provides unmatched strength and stability.
- Open design that allows for air circulation. Shelves adjust in 1" increments.
- Can be set up as a four-tier single rack or as two two-tier racks to meet specific needs.
- Manufacturer's limited five-year product warranty, eight-year corrosion-free guarantee.

A Black Anthracite Plus Wire Shelving Kit Universal storage solution ideal for industrial, foodservice, medical and all other storage needs. Long-lasting industrial grade finish resists corrosion in even the harshest environment, wet or dry. Heavy-duty shelves withstand constant re-stocking. Can be used in freezer applications and with an open design that allows for air circulation. Snap-together design assembles in minutes without tools. Can be set up as a four-tier single rack or as two two-tier racks to meet specific needs. NSF certified for wet and dry usage. ❏

ID No.	Color	W x D x H	Shpg. Wt.	Unit	Price
24" Deep, 4 Shelf —Up to 1,000 lbs. per shelf (evenly distributed).					
1	ALE-SW207224BA * ❏	Black Anthracite Plus	72" x 24" x 72"	117 lbs.	EA
2	ALE-SW206024BA *	Black Anthracite Plus	60" x 24" x 72"	103 lbs.	EA
18" Deep, 4 Shelf Kit —Up to 1,000 lbs. per shelf (evenly distributed).					
3	ALE-SW207218BA* *	Black Anthracite Plus	72" x 18" x 72"	96 lbs.	EA
4	ALE-SW206018BA *	Black Anthracite Plus	60" x 18" x 72"	86 lbs.	EA

* Meets or Exceeds ANSI/BIFMA Standards. Use of casters (optional) may reduce total weight capacity.

B Black Anthracite Wire Shelving Kit Ideal storage solution for commercial and restaurant use. Black Anthracite finish is National Sanitation Foundation (NSF) certified for wet and dry environments. Includes four shelves, eight 36" posts, floor leveling glides and conversion kit to convert to two half-height two-shelf units. ❏

No.	Color	W x D x H	Shpg. Wt.	Unit	Price
24" Deep, 4 Shelf —Up to 1,000 lbs. per shelf (evenly distributed).					
5	ALE-SW504824BA *	Black Anthracite	48" x 24" x 72"	80 lbs.	EA
6	ALE-SW503624BA *	Black Anthracite	36" x 24" x 72"	65 lbs.	EA
18" Deep, 4 Shelf Kit —Up to 1,250 lbs. per shelf (evenly distributed).					
7	ALE-SW504818BA *	Black Anthracite	48" x 18" x 72"	72 lbs.	EA
8	ALE-SW503618BA *	Black Anthracite	36" x 18" x 72"	60 lbs.	EA

* Meets or Exceeds ANSI/BIFMA Standards. Use of casters (optional) may reduce total weight capacity.

C Wire Garment Rack Time-saving design assembles in minutes without tools. Strong welded wire construction. Double-sided for quick access to items. Rack features hanging rod for garments and five support hooks. Three shelves adjust in 1" increments and support up to 350 lbs. on each shelf. Four casters for quick mobility and two lock. Total unit capacity is 500 lbs. if used with casters. Hangers not included. ❏

ID No.	Finish	W x D x H	Unit	Price
9	ALE-GR363618BL*	Black Steel	36" x 18" x 75"	EA
10	ALE-GR363618SR*	Silver Steel	36" x 18" x 75"	EA
11	ALE-GR364818BL	Black Steel	48" x 18" x 75"	EA
12	ALE-GR364818SR	Silver Steel	48" x 18" x 75"	EA



A Heavy-Duty Industrial Wire Shelving

- Find your ideal storage solution for industrial, foodservice, medical industry and all other storage needs.
- Reinforced extra-strong welded wire construction provides unmatched strength and stability.
- Open design that allows for air circulation.
- Shelves adjust in 1" increments.
- Can be set up as a four-tier single rack or as two two-tier racks to meet specific needs.
- Manufacturer's limited five-year warranty.

A Wire Shelving Starter Kit Strong welded wire construction storage units. Includes four shelves, eight 36" posts, shelf clips, feet leveling glides and conversion kit to create two half height (36"h), two-shelf storage units. Shelves adjust in 1" increments.

ID No.	Color	W x D x H	Shpg. Wt.	Unit	Price
24" Deep, 4 Shelf Kit —Up to 1,000 lbs. per shelf (evenly distributed).					
1	ALE-SW504824BL *	Black	48" x 24" x 72"	80 lbs.	EA
2	ALE-SW504824SR *	Silver	48" x 24" x 72"	80 lbs.	EA
3	ALE-SW503624BL *	Black	36" x 24" x 72"	65 lbs.	EA
4	ALE-SW503624SR *	Silver	36" x 24" x 72"	65 lbs.	EA
18" Deep, 4 Shelf Kit —Up to 1,250 lbs. per shelf (evenly distributed).					
5	ALE-SW504818BL *	Black	48" x 18" x 72"	72 lbs.	EA
6	ALE-SW504818SR *	Silver	48" x 18" x 72"	72 lbs.	EA
7	ALE-SW503618BL *	Black	36" x 18" x 72"	60 lbs.	EA
8	ALE-SW503618SR *	Silver	36" x 18" x 72"	60 lbs.	EA

* Use of casters (optional) may reduce total weight capacity.
 ALE-SW504824BL, ALE-SW503624BL, ALE-SW504818BL, ALE-SW503618BL—Meets or Exceeds ANSI/BIFMA Standards; NSF Certified for Wet/Dry or Dry Only Environments.
 ALE-SW504824SR, ALE-SW503624SR, ALE-SW504818SR, ALE-SW503618SR—Meets or Exceeds ANSI/BIFMA Standards; NSF Certified for Dry Only Environments.

B - D Medium-Duty Commercial Wire Shelving

- The perfect solution for all your storage needs.
- NSF certified for wet/dry or dry only environments.
- Snap-together design assembles in minutes.
- Strong welded wire construction provides exceptional strength and stability.
- Open design allows air circulation and reduces dust build-up.
- Manufacturer's limited five-year warranty.

B Industrial Wire Complete Shelving Unit with Casters Sturdy and solid shelving for business or restaurant environments. Includes four shelves, posts, shelf clips, leveling glides, and four 3" casters (two locking).


ID No.	Color	W x D x H	Shpg. Wt.	Unit	Price
18" Deep, 4 Shelf Kit —Up to 600 lbs. per shelf (evenly distributed) when used without casters.					
9	ALE-SW604818BL *	Black	48" x 18" x 72"	55 lbs.	EA
10	ALE-SW604818BA *	Black Anthracite	48" x 18" x 72"	55 lbs.	EA
11	ALE-SW604818SR *	Silver	48" x 18" x 72"	52 lbs.	EA

* Use of casters may reduce total weight capacity of unit.
 ALE-SW604818BL, ALE-SW604818SR—NSF Certified for Dry Only Environments.
 ALE-SW604818BA—NSF Certified for Wet/Dry Environments.

C Commercial Wire Shelving Ideal storage solution for commercial use. Includes six shelves, posts, shelf clips and leveling glides. Up to 600 lbs. per shelf (evenly distributed).

ID No.	Color	W x D x H	Shpg. Wt.	Unit	Price
18" Deep —Up to 600 lbs. per shelf (evenly distributed).					
12	ALE-SW664818BL *	Black	48" x 18" x 72"	70 lbs.	EA
13	ALE-SW664818BA *	Black Anthracite	48" x 18" x 72"	70 lbs.	EA
14	ALE-SW664818SR *	Silver	48" x 18" x 72"	70 lbs.	EA

* Use of casters (optional) may reduce total weight capacity.
 ALE-SW664818BL, ALE-SW664818SR—Meets or Exceeds ANSI/BIFMA Standards; NSF Certified for Dry Only Environments.
 ALE-SW664818BA—Meets or Exceeds ANSI/BIFMA Standards; NSF Certified for Wet/Dry Environments.



D 5-Shelf Wire Shelving Kit Open, snap-together design. Strong welded wire construction. Includes five shelves, posts, shelf liners, hooks, casters and level glides (for use without casters). Ideal for business, commercial or food-service applications.

ID No.	Color	W x D x H	Shpg. Wt.	Unit	Price
18" Deep —Up to 600 lbs. per shelf (evenly distributed) when used without casters.					
15	ALE-SW654818BA *	Black Anthracite	48" x 18" x 72"	66 lbs.	EA
16	ALE-SW654818SR *	Silver	48" x 18" x 72"	66 lbs.	EA
17	ALE-SW653618BA *	Black Anthracite	36" x 18" x 72"	57 lbs.	EA
18	ALE-SW653618SR *	Silver	36" x 18" x 72"	53 lbs.	EA

* Meets or Exceeds ANSI/BIFMA Standards. Use of casters may reduce total weight capacity.




Medium Gray (MG)

Medium Gray (MG)



Medium Gray (MG)

Sand (SD)



tennsco
Storage Made Easy



A – B Steel Lockers

- Ideal for school, industrial or office settings.
- Heavy-gauge steel with powder coated finish and tamperproof hinges.
- Vertical louvers for ventilation.
- Full-length door stiffeners add rigidity and deaden sound when opening/closing.
- Padlock hasps and number plates.
- Multiple rows of lockers can be ganged with standard nuts and bolts (not included).
- Manufacturer's limited one-year warranty. 🌱♻️🌱

A Single Tier Locker Each compartment: 12w × 18d × 72h with hat shelf and coat rod. Recessed black metal handles. Three-point locking system provides security.

ID No.	Color	W × D × H	Shpg. Wt.	Unit	Price
Three Lockers —Configure with optional base (sold separately) to raise locker 6" off floor for easier access to bottom unit.					
1	Medium Gray	36" × 18" × 72"	190 lbs.	EA	
2	Sand	36" × 18" × 72"	190 lbs.	EA	
Individual Lockers —Configure with optional base (sold separately) to raise locker 6" off floor for easier access to bottom unit.					
3	Medium Gray	12" × 18" × 72"	76 lbs.	EA	
4	Sand	12" × 18" × 72"	76 lbs.	EA	
Three Lockers with Legs					
5	Medium Gray	36" × 18" × 78"	173 lbs.	EA	
6	Sand	36" × 18" × 78"	173 lbs.	EA	
Individual Lockers with Legs					
7	Medium Gray	12" × 18" × 78"	70 lbs.	EA	
8	Sand	12" × 18" × 78"	70 lbs.	EA	

* SCS Indoor Advantage Gold Certified.

TNN-ST5121872CMG, TNN-ST5121872CSD, TNN-ST5121872AMG, TNN-ST5121872ASD—
Contains 19% post-consumer recycled content, 25% total recycled content.

TNN-ST51218723MG, TNN-ST51218723SD, TNN-ST51218721MG, TNN-ST51218721SD—
Contains 45% post-consumer recycled content, 85% total recycled content.

B Double Tier Locker Each compartment: 12w × 18d × 36h with coat hook. Recessed black metal handles. Two-point locking system provides security. Overall 72" high.

ID No.	Color	W × D × H	Shpg. Wt.	Unit	Price
Triple Stack —Six lockers with tamper-proof hinges and vertical louvers. Configure with optional base (sold separately) to raise locker 6" off floor for easier access to bottom unit.					
9	Medium Gray	36" × 18" × 72"	175 lbs.	EA	
10	Sand	36" × 18" × 72"	175 lbs.	EA	
Single Stack —Two lockers with tamper-proof hinges and vertical louvers. Configure with optional base (sold separately) to raise locker 6" off floor for easier access to bottom unit.					
11	Medium Gray	12" × 18" × 72"	72 lbs.	EA	
12	Sand	12" × 18" × 72"	72 lbs.	EA	
Triple Stack with Legs —Six lockers with tamper-proof hinges and vertical louvers.					
13	Medium Gray	36" × 18" × 78"	175 lbs.	EA	
14	Sand	36" × 18" × 78"	175 lbs.	EA	
Single Stack with Legs —Two lockers with tamper-proof hinges and vertical louvers.					
15	Medium Gray	12" × 18" × 78"	70 lbs.	EA	
16	Sand	12" × 18" × 78"	70 lbs.	EA	

* SCS Indoor Advantage Gold Certified.

TNN-DTS121836CMG, TNN-DTS121836CSD, TNN-DTS121836AMG, TNN-DTS121836ASD—
Contains 19% post-consumer recycled content, 25% total recycled content.

TNN-DTS1218363MG, TNN-DTS1218363SD, TNN-DTS1218361MG, TNN-DTS1218361SD—
Contains 45% post-consumer recycled content, 85% total recycled content.



A – C Steel Lockers

- Ideal for school, industrial or office settings.
- Heavy-gauge steel with powder coated finish and tamperproof hinges.
- Vertical louvers for ventilation.
- Full-length door stiffeners add rigidity and deaden sound when opening/closing.
- Padlock hasps and number plates.
- Multiple rows of lockers can be ganged with standard nuts and bolts (not included).
- Manufacturer's limited one-year warranty.

A Box Compartments Each compartment: 12w x 18d x 12h. Multiple rows of lockers can be ganged with standard nuts and bolts (not included).

ID No. Color W x D x H Shpg. Wt. Unit Price

Triple Stack—18 compartment lockers. Configure with optional locker base (Sold Separately).

1	TNN-BS6121812CMG	Medium Gray	36" x 18" x 72"	196 lbs.	EA
2	TNN-BS6121812CSD	Sand	36" x 18" x 72"	196 lbs.	EA

Single Stack—Six compartment lockers. Configure with optional locker base (Sold Separately).

3	TNN-BS6121812AMG	Medium Gray	12" x 18" x 72"	77 lbs.	EA
4	TNN-BS6121812ASD	Sand	12" x 18" x 72"	77 lbs.	EA

Triple Stack with Legs—18 compartment lockers.

5	TNN-BS61218123MG	Medium Gray	36" x 18" x 78"	182 lbs.	EA
6	TNN-BS61218123SD	Sand	36" x 18" x 78"	182 lbs.	EA

Single Stack with Legs—Six compartment lockers.

7	TNN-BS61218121MG	Medium Gray	12" x 18" x 78"	72 lbs.	EA
8	TNN-BS61218121SD	Sand	12" x 18" x 78"	72 lbs.	EA

* SCS Indoor Advantage Gold Certified.

TNN-BS6121812CMG, TNN-BS6121812CSD, TNN-BS6121812AMG, TNN-BS6121812ASD—

Contains 19% post-consumer recycled content, 25% total recycled content.

TNN-BS61218123MG, TNN-BS61218123SD, TNN-BS61218121MG, TNN-BS61218121SD—

Contains 45% post-consumer recycled content, 85% total recycled content.

B Sixteen Box Compartments and Coat Bar Space efficient design features two six-compartment vertical units, one four-compartment horizontal unit and 48" wide coat bar.

ID No. Color W x D x H Shpg. Wt. Unit Price

9	TNN-SRS721872AMG	Medium Gray	72" x 18" x 72"	189 lbs.	EA
10	TNN-SRS721872ASD	Sand	72" x 18" x 72"	189 lbs.	EA


* Meets or Exceeds ANSI/BIFMA Standards; SCS Indoor Advantage Gold Certified. Contains 19% post-consumer recycled content, 25% total recycled content.

C Optional Locker Base Raises lockers 6" off floor for easier access to bottom lockers. Provides protection from moisture.

ID No. Color Size Shpg. Wt. Qty. Unit Price

11	TNN-CLB3618MG	Medium Gray	36" x 18" x 6"	20 lbs.	1 EA
12	TNN-CLB3618SD	Sand	36" x 18" x 6"	20 lbs.	1 EA
13	TNN-CLB1218MG	Medium Gray	12" x 18" x 6"	8 lbs.	1 EA
14	TNN-CLB1218SD	Sand	12" x 18" x 6"	8 lbs.	1 EA

* SCS Indoor Advantage Gold Certified. Contains 19% post-consumer recycled content, 25% total recycled content.



Medium Gray (MG)



Sand (SD)



STORAGE



B Stow-Away® Collapsible Hand Truck Lightweight aluminum frame. Folds flat for compact storage. Features telescoping handle, retractable wheels and fold-up toeplate. Solid rubber tires.

ID No.	Capacity	Folded Size	Toe Plate Size	Caster/Wheel Type	Shpg. Wt.	Unit	Price
--------	----------	-------------	----------------	-------------------	-----------	------	-------

Medium Size

2	SAF-4062 *	275 lbs	19 × 2.75 × 28.75	11 × 19	12 lbs.	EA	
---	------------	---------	-------------------	---------	---------	----	--

Heavy-Duty

3	SAF-4055NC*	500 lbs	23 × 3 × 39.5	15 × 23	26 lbs.	EA	
---	-------------	---------	---------------	---------	---------	----	--

* GREENGUARD Certified.

SAF-4062—Overall Dimensions: 19 × 17.75 × 38.75.

SAF-4055NC—Overall Dimensions: 23 × 24 × 50.



C Tuff Truck™ Economy Hand Truck P-Loop handle for easy maneuvering. Heavy-gauge tubular steel frame with welded joints for extra strength.

ID No.	Capacity	Toe Plate	Caster/Wheel Type	Shpg. Wt.	Unit	Price
--------	----------	-----------	-------------------	-----------	------	-------

4	SAF-4071 *	400 lbs	14 × 7	(2) 8" Solid Rubber Ball Bearing Wheels	21 lbs.	EA
---	------------	---------	--------	---	---------	----

* GREENGUARD Certified. Overall Dimensions: 16 × 16.25 × 51.5.

D Two-Way Convertible Hand Truck Converts from two-wheel hand truck to four-wheel platform truck (two swivel casters). Power Grasp Handle™ grip with Therasoft Comfort treads. Welded steel construction designed for the toughest industrial environments.

ID No.	Capacity	Toe Plate	Caster/Wheel Type	Shpg. Wt.	Unit	Price
--------	----------	-----------	-------------------	-----------	------	-------

5	SAF-4086R *	2-Wheel Capacity: 500 lbs; 4-Wheel Capacity: 600 lbs	14 × 8	(2) 4" Casters; (2) 10" Wheels	45 lbs.	EA
---	-------------	--	--------	--------------------------------	---------	----

* GREENGUARD Certified. Overall Dimensions: 18 × 16 × 51.

E Two-Wheel Steel Hand Truck Steel stair glides. Continuous handle truck.

ID No.	Capacity	Toe Plate	Caster/Wheel Type	Shpg. Wt.	Unit	Price
--------	----------	-----------	-------------------	-----------	------	-------

6	SAF-4084R*	500 lbs	14 × 8	(2) 10" Solid Rubber Wheels	36 lbs.	EA
---	------------	---------	--------	-----------------------------	---------	----

* GREENGUARD Certified. Overall Dimensions: 18 × 16 × 47.

F Stow & Go™ Cart Lightweight aluminum frame folds down to the size of a briefcase, fitting under car seats and airplane overhead compartments. Features telescoping handle, retractable wheels and fold-up toeplate. Ships fully assembled.

ID No.	Capacity	Folded Size	Toe Plate Size	Caster/Wheel Type	Shpg. Wt.	Unit	Price
--------	----------	-------------	----------------	-------------------	-----------	------	-------

7	SAF-4049 *	110 lbs	15.25 × 2.5 × 25	15.25 × 11	8 lbs.	EA
---	------------	---------	------------------	------------	--------	----

* GREENGUARD Certified. Overall Dimensions: 15.75 × 16.25 × 39.5.

G HideAway® Convertible Truck Folding collapsible hand truck and platform truck all in one. Aluminum platform extends more than 50%. Extendable steel handles. Features two 6" solid rubber wheels and two 3" solid rubber casters.

ID No.	Platform Size	Capacity	Caster/Wheel Type	Shpg. Wt.	Unit	Price
--------	---------------	----------	-------------------	-----------	------	-------

8	SAF-4050 *	15.5 × 43 × 36	2-Wheel Capacity: 250 lbs; 4-Wheel Capacity: 400 lbs	(2) 3" Casters; (2) 6" Wheels	22 lbs.	EA
---	------------	----------------	--	-------------------------------	---------	----

* GREENGUARD Certified.



A Hide-Away® Aluminum Hand Truck Lightweight aluminum frame with a collapsible handle and fold-up steel toeplate fits easily in car or closet. Mobile on 6" diameter rubber tires on steel hub.

ID No.	Capacity	Folded Size	Toe Plate Size	Shpg. Wt.	Unit	Price
--------	----------	-------------	----------------	-----------	------	-------

1	SAF-4061 *	2-Wheel Capacity: 250 lbs	15.5 × 8 × 28.75	9 × 14	19 lbs.	EA
---	------------	---------------------------	------------------	--------	---------	----

* GREENGUARD Certified. Overall Dimensions: 15.5 × 16.5 × 43.5.



A 2-in-1 Multi-Position Hand Truck and Cart Whether you are moving boxes or unloading the car; simply unfold and let this lightweight hand truck do all your heavy lifting. Easily converts from its flat storage position to a two-wheel upright hand truck or four-wheel cart with no pins or tools. The flat folding design makes it easy to store in a closet, the garage, or even the trunk of your car. 300 lbs weight capacity. Manufacturer's limited five-year warranty.

ID No.	Capacity	Folded Size	Toe Plate Size	Shpg. Wt.	Unit	Price
1 CSC-12222PBG1E *	300 lbs	16 × 4.25 × 13.75	12.5 × 6.25	18 lbs.	EA	
2 CSC-12222BG01E *	300 lbs	16 × 4.25 × 13.75	14.5 × 6.25	18 lbs.	EA	

* Overall Dimensions: 16.63 × 12.75 × 49.25.



B Utility Duty Home and Office Cart Trolley efficiently transports large bulky loads and then folds flat for easy storage. It has a sturdy structural foam deck that won't rust, dent, chip, or peel. The 3-position handle allows the user to push, pull, or fold flat for use as a dolly. Tough plastic construction is easy on walls and doors. The 3-inch casters are non-marking. Manufacturer's limited one-year warranty. ❌

ID No.	Platform Size	Capacity	Caster/Wheel Type	Shpg. Wt.	Unit	Price
3 RCP-440000	20.5 × 32.5	250 lbs	(4) 3" Non-Marking Casters; (2) Swivel	21 lbs.	EA	



C Triple Trolley Efficiently transports large bulky loads and then folds flat for easy storage. The trolley has a sturdy structural foam deck that won't rust-, dent, chip-resistant. The 3-position handle allows the user to push, pull, or fold flat for use as a dolly. Tough plastic construction is easy on walls and doors. The 5-inch casters are non-marking. Manufacturer's limited one-year warranty.

ID No.	Color	W × D × H	Capacity	Shpg. Wt.	Unit	Price
4 RCP-4401 BLA	Black	20.5" × 32.5" × 7"	500 lbs	46 lbs.	EA	

Standard Duty With User-Friendly Handle



D Multi-Cart® 8-in-1 Cart Has the ability to unfold into eight different configurations! Cuts moving time and effort by 50%. Can be made into a furniture dolly, two-wheel hand truck, storage/transport caddy, platform cart or a hi-stacker. ❌

ID No.	Expanded Size	Capacity	Caster/Wheel Type	Shpg. Wt.	Unit	Price
5 AVT-86201	33.25 × 17.25 × 42.5	500 lbs	(2) 8" No-Flat Trac Rear Wheels; (2) 4" Swivel Front Casters	26 lbs.	EA	



E FoldAway™ Platform Trucks Handle folds to just 10" high. Steel construction with non-skid platform surface, wrap-around vinyl protective bumper. Four large rubber casters (two swivel). ❌



ID No.	Platform Size	Capacity	Caster/Wheel Type	Shpg. Wt.	Unit	Price
6 SAF-4077* *	18.5 × 28.5 × 32	700 lbs	(4) Rubber Casters (2 Swivel)	25 lbs.	EA	
7 SAF-4078 *	24 × 34 × 36	900 lbs	(4) Rubber Casters (2 Swivel)	41 lbs.	EA	

* GREENGUARD Certified.



MATERIAL HANDLING




A Heavy-Duty Platform Truck Constructed from Duramold resin and metal composite for durability and strength. The hand truck has a 500-pound capacity. The panel truck features molded-in tie-down slots and a textured surface to keep loads secure during transport. The hand truck has 2 fixed casters and 2 swivel casters to improve maneuverability.  



ID No.	Platform Size	Capacity	Caster/ Wheel Type	Shpg. Wt.	Unit	Price
1 RCP-4403 BLA*	24 × 36	500 lbs	(4) Casters (2 Swivel)	59 lbs.	EA	
2 RCP-4436-10 BLA*	24 × 48	1,200 lbs	(4) Casters (2 Swivel)	76 lbs.	EA	
3 RCP-443600BK	24 × 48	2,000 lbs	(4) 8" Casters (2 Swivel)	73 lbs.	EA	

B Platform Truck Features durable structural foam construction that will not rust, dent, chip, peel, or splinter. Manufacturer's limited one-year warranty.



ID No.	Platform Size	Capacity	Caster/Wheel Type	Shpg. Wt.	Unit	Price
Ergonomic Bent-Bar Handle						
4 RCP-4441 BLA* 	24 × 48 × 7	2,000 lbs	(2) 5" TPR Fixed-Position Casters; (2) 5" TPR Swivel Casters	76 lbs.	EA	
5 RCP-4471 BLA*	30 × 60 × 7	2,500 lbs	(2) 5" TPR Fixed-Position Casters; (2) 5" TPR Swivel Casters	101 lbs.	EA	



SAFCO

C Stow-Away® 1000 lb Platform Truck Features lightweight, aluminum frame and decking. Handle unfolds to 40" working height; when folded, truck collapses to only 16" high for compact storage. Quick-release mechanism to unfold handle. 7" diameter solid rubber tires for easy transportation. Rated up to 1000 lbs.  



ID No.	Platform Size	Capacity	Caster/ Wheel Type	Shpg. Wt.	Unit	Price
6 SAF-4053NC *	24 × 39 × 40	1,000 lbs	(4) 7" Rubber Casters	42 lbs.	EA	

* GREENGUARD Certified.

DON'T SEE
IT HERE?

CONTACT US!
We have what you need.



A Trades Cart Moves productivity right to the work site with a total tool storage and mobile workbench system. The portable tool cart has a flat surface at a user-friendly height which provides a stable work area. Four compartmentalized boxes store assorted parts and hardware. Two storage bins hold essential hand tools and supplies. Rolling tool cart moves easily over hard surfaces, through elevators and doorways. Manufacturer's limited one-year warranty.

ID No.	Color	W × D × H	Capacity	Shgg. Wt.	Unit	Price
With Fully-Enclosed Locking Storage Compartment						
1	RCP-6180-88 BLA*	Black	19.25" × 38" × 33.38"	330 lbs	64 lbs.	EA

B Two-Shelf Trades Cart Moves productivity right to the work site with a total tool storage and mobile workbench system. The wheel cart has a flat surface at a user-friendly height that provides a stable work area. Four compartmentalized boxes store assorted parts and hardware. Two storage bins hold essential hand tools and supplies. The rolling utility cart moves easily over hard surfaces, through elevators and doorways. Two 6" swivel casters. Manufacturer's limited one-year warranty.

ID No.	Finish	W × D × H	Shgg. Wt.	Unit	Price
2	RCP-618000BLA*	Black	19.25" × 38" × 33.38"	52 lbs.	EA

C Five-Drawer Mobile Workcenter Mobile work center with five drawers provides a mobile work station for up to 250 lbs. Manufacturer's limited one-year warranty.


ID No.	W × D × H	Unit	Price
3	RCP-7734-88*	32½" × 20" × 33½"	EA

D Convertible Utility Cart Versatile, durable cart is able to perform a wide variety of tasks. This rolling utility cart features easy-to-clean smooth surfaces, swivel castors for easy mobility, and user-friendly easy-to-grip handles. Four 5" swivel casters (2 rear locking). Manufacturer's limited one-year warranty.

ID No.	Finish	W × D × H	Shgg. Wt.	Unit	Price
4	RCP-430000BK	Black	23.88" × 45.13" × 34.38"	58 lbs.	EA

E Heavy Duty Adaptable Utility Cart Provides superior versatility for tackling whatever task is at hand. Crafted of structural foam, this rolling service and utility cart can support up to 250 lb per shelf while reducing the need for time-consuming user modifications. Features a variety of integrated features including an ergonomic adjustable handle with four positions for maximum comfort, a flip-up shelf, a slotted rim for small tool storage, two snap-in hooks for wrapping extension cords and locking casters to keep the cart stable during use. Four casters (2 locking).

ID No.	Finish	W × D × H	Shgg. Wt.	Unit	Price
5	RCP-1997206*	Black	17.8" × 46.2" × 36"	37 lbs.	EA
6	RCP-1997208*	Black	25.2" × 51.5" × 36"	49 lbs.	EA



MATERIAL HANDLING



A Heavy-Duty Utility Cart Perfect for transporting materials, supplies, and heavy loads in almost any environment. Ergonomically-designed push handle provides optimum hand placement and push height, improving control and worker safety. Molded-in storage compartments, holsters, hooks, and notches for ideal storage. The rolling utility cart features molded-in customizable fittings. High-density structural resin construction. Easy-access bottom shelf. Best-in-class casters to meet the most demanding environments. Manufacturer's limited one-year warranty.

ID No.	Color	W × D × H	Capacity	Wt.	Unit	Price
1	RCP-450088BK	Black	17.13" × 38.5" × 38.88"	500 lbs	30 lbs.	EA
2	RCP-452088BK	Black	25.9" × 45.2" × 32.2"	500 lbs	38 lbs.	EA
3	RCP-450088BG	Beige	17.13" × 38.5" × 38.88"	500 lbs	42 lbs.	EA
4	RCP-452088BG	Beige	25.9" × 45.2" × 32.2"	500 lbs	38 lbs.	EA
Lipped Shelf						
5	RCP-4520-10 BLA*	Black	25.88" × 45.25" × 37.13"	500 lbs	66 lbs.	EA
Flat Shelf —5-inch TPR casters.						
6	RCP-4545 BLA*	Black	25.25" × 54" × 36"	500 lbs	53 lbs.	EA
Lipped Shelf —5-inch TPR casters.						
7	RCP-4546 BLA*	Black	26" × 55" × 33.25"	750 lbs	53 lbs.	EA
Lipped Shelf —8-inch pneumatic casters.						
8	RCP-4546-10 BLA	Black	25.25" × 54" × 39.25"	750 lbs	72 lbs.	EA

B Flat Shelf Utility Cart Perfect for transporting materials, supplies, and heavy loads in almost any environment. Ergonomically-designed push handle provides optimum hand placement and push height, improving control and worker safety. Molded-in storage compartments, holsters, hooks, and notches for ideal storage. The rolling utility cart features molded-in customizable fittings. High-density structural resin construction. Easy-access bottom shelf. Best-in-class casters to meet the most demanding environments. Two 5" swivel non-marking casters. Manufacturer's limited one-year warranty.

ID No.	Finish	W × D × H	Shpg. Wt.	Unit	Price
9	RCP-452500BK	Black	25.25" × 44" × 38.13"	42 lbs.	EA
10	RCP-450500BK	Black	19.19" × 37.88" × 33.33"	27 lbs.	EA
11	RCP-452500BG	Beige	25.25" × 44" × 38.13"	38 lbs.	EA
12	RCP-450500BG*	Beige	19.2" × 37.88" × 33.33"	31 lbs.	EA

C Service/Utility Carts Quiet, lightweight and easy to maneuver cart. Two large trays hold items to be transported. 300 lb. capacity. Molded-in handle with handy storage compartments. 5" non-marking swivel casters. Four 5" non-marking casters. Manufacturer's limited one-year warranty.

ID No.	Finish	W × D × H	Shpg. Wt.	Unit	Price
13	RCP-9T6600BLA	Black	34.13" × 17.38" × 32.38"	31 lbs.	EA
14	RCP-9T6700BLA	Black	24" × 40" × 31.25"	43 lbs.	EA

D Utility Cart A A versatile, durable cart able to perform a wide variety of tasks. This rolling utility cart features easy-to-clean smooth surfaces, swivel casters for easy mobility, and user-friendly easy to grip handles. Side panels conceal and contain cargo. Manufacturer's limited one-year warranty.

ID No.	Color	W × D × H	Capacity	Shpg. Wt.	Unit	Price
15	RCP-3355-88 PLA*	Platinum	32" × 18" × 37.5"	300 lbs	34 lbs.	EA

E Open Sided Utility Cart Functions in front and back of house applications. Four casters. Manufacturer's limited one-year warranty.

ID No.	Finish	W × D × H	Shpg. Wt.	Unit	Price
16	RCP-409100BLA	Black	40.63" × 20" × 37.81"	40 lbs.	EA
17	RCP-409600BLA*	Black	40.63" × 20" × 51"	53 lbs.	EA
18	RCP-409100CM	Off-White	40.63" × 20" × 37.81"	44 lbs.	EA

F Utility Bin Capacity-maximizing design provides plenty of storage space. Molded-in top handle and bottom grip deliver hassle-free portability. Smooth, easy-to-clean surface simplifies maintaining workstation neatness.

ID No.	Compartments	Color	W × D × H	Qty.	Unit	Price
4 Gal						
19	RCP-3354-88 BLA	1	Black	17" × 12½" × 10½"	EA	

G Optional Utility Cart Refuse/Utility Bin Easy-to-integrate refuse/utility bin enhances your ability to multitask with your cart. Convenient top handles and bottom grip simplify emptying tasks. Smooth surfaces help streamline post-use cleaning. Manufacturer's limited one-year warranty.

ID No.	Color	Capacity	W × D × H	Unit	Price
20	RCP-3353-88 BLA	Black	8 gal	17" × 12" × 22"	EA



A Three-Shelf Service Cart Versatile; for audio/video, filing, food service. Shelves feature ¼" lip on three sides and one flat side for easy loading. Brushed aluminum uprights, dual molded handles. Four 4" non-marking swivel casters. Manufacturer's limited one-year warranty.

ID No.	Finish	W × D × H	Shpg.		
			Wt.	Unit	Price
1 RCP-3424-88 BLA	Black	18.63" × 33.63" × 37.75"	30 lbs.	EA	
2 RCP-342488PM	Platinum	18.63" × 33.63" × 37.75"	30 lbs.	EA	
Open Ends					
3 RCP-3424-88 OWH	Off-White	18.63" × 33.63" × 37.75"	30 lbs.	EA	
4 RCP-3424-88 RED	Red	18.63" × 33.63" × 37.75"	30 lbs.	EA	

B Executive Service Cart The cart brings the utmost in style, durability, and functionality to its users. This utility cart provides 20% more top-shelf capacity than previous Rubbermaid utility carts and accommodates two RCP bus boxes (sold separately). The sleek, contemporary styling is ideal for front or back of house applications. The rolling utility cart has wrap-around end panels and solid base bumper. Smooth surface is easier to clean and maintain. This plastic utility cart offers simple assembly with a soft mallet; all-plastic construction with easy snap-and-lock assembly. Manufacturer's limited one-year warranty.

ID No.	Finish	W × D	Shpg.		
			Wt.	Unit	Price
5 RCP-9T6800BK	Black	20.33" × 38.9"	38 lbs.	EA	

C Three-Shelf Service Cart with Brushed Aluminum Uprights Ideal for office use. Shelves have one flat side for easy loading; lip on three sides. Easy to assemble. 3" swivel casters. Manufacturer's limited one-year warranty.

ID No.	Finish	W × D × H	Shpg.		
			Wt.	Unit	Price
6 RCP-9T6571BG	Beige	16.25" × 31.5" × 36"	36 lbs.	EA	

D Xtra™ Equipment Cart For use in hospitals, health care centers, labs and hotels/motels. Sized to carry large loads. Rounded corners won't damage walls. Manufacturer's limited one-year warranty.

ID No.	Color	W × D × H	Capacity	Shpg.		
				Wt.	Unit	Price
7 RCP-4095 BLA*	Black	20.75" × 40.63" × 37.8"	300 lbs	52 lbs.	EA	

E Xtra™ Utility Cart Ideal for providing table service or similar tasks. With three shelves and an enclosed design, it is easy to create nice displays for customers. Each shelf has a 100-lb. capacity, while 4-inch swivel casters make it easy to maneuver. Manufacturer's limited one-year warranty.

ID No.	Color	W × D × H	Capacity	Shpg.		
				Wt.	Unit	Price
Enclosed On Three Sides						
8 RCP-4093 BLA	Black	20" × 40.63" × 37.8"	300 lbs	52 lbs.	EA	
9 RCP-4093 CRE*	Off-White	20" × 40.63" × 37.8"	300 lbs	52 lbs.	EA	

F Xtra™ Instrument Cart A rolling utility cart with two shelves, a lockable cabinet and a sliding drawer. Constructed from durable plastic, the wheel cart has sturdy swivel casters for smooth movement, and raised arms on either side for added maneuverability. The sliding drawer provides added space for instruments with easy access. Manufacturer's limited one-year warranty.

ID No.	Color	W × D × H	Capacity	Shpg.		
				Wt.	Unit	Price
Locking Storage Compartment						
10 RCP-4094 GRA	Gray	20" × 40.63" × 37.8"	300 lbs	55 lbs.	EA	

Also Consider:

ID No.	Description	Qty.	Unit	Price
11 SGS-FG4094L1BLA	2 Door Kit with Lock	1	EA	



G Utility Cart with Locking Doors The all-plastic construction make this wheel cart durable and easy to maintain. Like many Rubbermaid utility carts, this unit features easy to grip handles for simple maneuverability. A 200-pound weight limit makes it ideal for many applications. Lockable doors provide security when needed, while side and back panels on this rolling utility cart conceal contents. A sliding drawer easily stores smaller items. Four 4" non-marking swivel casters. Manufacturer's limited one-year warranty.

ID No.	Finish	W × D × H	Shpg.		
			Wt.	Unit	Price
12 RCP-345700BLA	Black	33.63" × 18.63" × 37.75"	45 lbs.	EA	

20-FA-CU-RNU

MATERIAL HANDLING



A 3-in-1 Cart and Stand Clever all-in-one design can be used as a utility cart, monitor stand, and/or printer cart. Includes 3 shelves, stacking columns, drawer and casters which can be configured any way you need such as a 2 or 3-tier cart and/or a single or double-shelf stand. Accommodates printers up to 75lbs. Four casters (2 locking); Four padded glides. Manufacturer's limited five-year warranty.

ID No.	Finish	W x D x H	Shpg. Wt.	Unit	Price
1 ALE-U3N1BL*	Black/Gray	21.63" x 13.75" x 24.75"	14 lbs.	EA	



SAFCO

B Economy Mobile Computer/Projector Stand Locking cabinet for secure equipment storage. Scratch-resistant melamine finish. Ideal for projectors and laptops. Tilting, 18 $\frac{1}{4}$ "w x 19 $\frac{1}{4}$ "d projector shelf adjusts in 1" increments from 20" to 29" high and also features containment ridge. Removable 12"w x 17"d document shelf can be used on either side. Locking cabinet measures 18 $\frac{1}{4}$ "w x 18 $\frac{3}{4}$ "d x 14 $\frac{1}{4}$ "h. Open compartment below adjustable shelf for storage. Four casters (two locking). Manufacturer's limited lifetime warranty.

No.	Finish	W x D x H	Shpg. Wt.	Unit	Price
2 SAF-8927BL*	Black	19.5" x 20.5" x 30"	49 lbs.	EA	



C Scoot™ Book Cart Perfect for use in libraries, schools or any work area with a large collection of books. All-steel construction with unique hole pattern design is accented by tubular steel legs. Oversized casters for easy maneuverability. Black powder coat finish for durability. Four oversized casters. Manufacturer's limited lifetime warranty.

No.	Finish	W x D x H	Shpg. Wt.	Unit	Price
Double Sided Cart —Three 8" deep slanted shelves on each side of cart. 12" clearance between shelves. Includes a height-adjustable file pocket.					
3 SAF-5335BL *	Black	41.25" x 17.75" x 41.25"	73 lbs.	EA	
Single Sided Cart —Three 12 $\frac{1}{2}$ " deep slanted shelves. 12 $\frac{1}{4}$ " space between shelves.					
4 SAF-5336BL *	Black	33" x 14.25" x 44.25"	60 lbs.	EA	

* GREENGUARD Certified.



DON'T SEE IT HERE?
CONTACT US!
 We have what you need.

VERTIFLEX

A Adjustable Multi-Use Storage Cart and Stand-Up Workstation

Heavy-duty, metal construction with a removable MDF top tray. Center two baskets are adjustable in height. Can be configured with four bins as a standing laptop station, three bins for deskside storage, or two bins for underdesk use. Rolls smoothly on four casters, two locking.

ID No.	Finish	W × D × H	Shpg.		
			Wt.	Unit	Price
1 VRT-VF51025*	Gray	16.25" × 11.75" × 39"	24 lbs.	EA	

SAFCO

B Steel Book Cart Mobilize your books, magazines or research collections. Sturdy steel all welded construction with four casters (two locking) for easy mobility. No assembly required. Manufacturer's limited lifetime warranty.

No.	Finish	W × D × H	Shpg.		
			Wt.	Unit	Price
Double Sided Book Cart —Six shelves.					
2 SAF-5357SA*	Sand	36" × 18.5" × 43.5"	68 lbs.	EA	
Single Sided Book Cart —Three shelves.					
3 SAF-5358SA	Sand	36" × 14.5" × 43.5"	46 lbs.	EA	

C Adjustable-Height Steel AV Cart Powder coated steel cart (for durability) holds up to a 20" monitor. Three 24 × 18" shelves, plus six-outlet UL approved mini-surge protector with power switch. Adjustable in 2" increments from 28½" to 36½" high. Ideal for media equipment. Four 4" casters (2 locking). Manufacturer's limited lifetime warranty.

No.	Finish	W × D × H	Shpg.		
			Wt.	Unit	Price
4 SAF-8932BL*	Black	27.25" × 18.25" × 36.5"	58 lbs.	EA	

* GREENGUARD Certified; UL Approved.

ALERA

D Three-Shelf Wire Cart with Liners Three adjustable shelves with pull handle. Includes three shelf liners, four 35" poles and four 3" casters (two locking). Shelves adjust in 1" increments. 500 lbs. total weight capacity on casters. Easy to assemble — no tools required. Manufacturer's limited five-year warranty.

ID No.	Finish	W × D × H	Shpg.		
			Wt.	Unit	Price
5 ALE-SW322416SR	Silver	28.5" × 16" × 39"	24 lbs.	EA	
6 ALE-SW333018SR	Silver	34.5" × 18" × 40"	27 lbs.	EA	

* Meets or Exceeds ANSI/BIFMA Standards.

E Three-Tier Wire Cart with Basket Sturdy and solid wire cart for mobile shelving needs. Includes four 4" casters (two locking). Black Anthracite finish for wet and dry usages. Shelves and baskets adjust in 1" increments. 500 lbs. total weight capacity. Easy to assemble — no tools required. Manufacturer's limited five-year warranty.

No.	Finish	W × D × H	Shpg.		
			Wt.	Unit	Price
Four 4" Casters —Two wire shelves, one wire basket, three shelf liners, four 35" poles and one pull handle.					
7 ALE-SW543018BA	Black Anthracite	34" × 18" × 40"	41 lbs.	EA	
Four 3" Casters —Two wire shelves, one wire basket, four poles and one pull handle.					
8 ALE-SW342416BA	Black Anthracite	28" × 16" × 39"	26 lbs.	EA	


* Meets or Exceeds ANSI/BIFMA Standards.



MATERIAL HANDLING




SAFCO


A Hospitality Service Cart Greet guests and employees with hospitality. Drop leaf design extends serving area while the locking double door cabinet contains a height-adjustable interior shelf for storage of hospitality supplies. Spacious drawer organizes silverware, napkins and smaller items. Four casters (2 locking). Manufacturer's limited lifetime warranty. 

No.	Finish	W x D x H	Shpg. Wt.	Unit	Price
1	SAF-8962MH* Mahogany	32.5" to 56.25" x 20.5" x 38.75"	143 lbs.	EA	

* Contains 80% total recycled content.

B Mobile Beverage Cart Suitable for lobbies, meeting spaces, breakrooms and conference rooms. Melamine top features 1½" high wire rails to help prevent accidental spills. Locking cabinet features one adjustable, 29" w x 16½" d steel shelf. 8¾" high open storage area. Mobile on four 3½" casters (two locking). 


No.	Finish	W x D x H	Shpg. Wt.	Unit	Price
2	SAF-8964BL* Black	33.5" x 21.75" x 43"	91 lbs.	EA	

C Mobile Refreshment Center Compact, yet offers ample storage for your day-to-day breakroom supplies and meeting spaces. Refreshment center features ¾" wood laminate construction and double-door design with a fixed interior shelf. Heat-resistant countertop has a 1¼" raised lip to contain spills. Four 2" casters (2 locking). Manufacturer's limited lifetime warranty. 


No.	Finish	W x D x H	Shpg. Wt.	Unit	Price
3	SAF-8953MH* Mahogany	23" x 18" x 31"	78 lbs.	EA	

* Contains 80% total recycled content.

VERTIFLEX

D Mobile Deluxe Coffee Bar Functional unit ideal for use in coffee service areas. Complete with pull-out drawer and double-door storage area for coffee making and service accessories. Top has raised lip to prevent spills. Set on four casters for easy mobility; two locking. 

ID No.	Finish	W x D x H	Shpg. Wt.	Unit	Price
4	VRT-VF96033* Cherry	23" x 19" x 30.75"	68 lbs.	EA	

E Refreshment Stand Big enough to accommodate a microwave or coffee maker, as well as your kitchen supplies. Double silver steel doors each have three built-in shelves for frequently used items. Internal shelving can accommodate larger items. Finished in stain- and scratch-resistant laminate. Glides. Manufacturer's limited 90-day warranty. 

ID No.	Finish	W x D x H	Shpg. Wt.	Unit	Price
5	VRT-35157 Black/White	29.5" x 21" x 33"	100 lbs.	EA	

F Countertop Serving Cart Perfect for the office, breakroom, or home. Three drawers provide additional storage space for tools or supplies. Two large metal shelves hold a variety of items. Durable steel frame with attractive silver powder coat finish. Rolls smoothly on four 3" industrial casters, two locking. Solid wood top and MDF drawers. Countertop surface measures 34½" W x 19¼" D. 

ID No.	Finish	W x D x H	Shpg. Wt.	Unit	Price
6	VRT-VF53039* Silver/Brown	35.5" x 19.75" x 34.25"	66 lbs.	EA	



A Collapsible X-Cart Collapsible carts are sturdy enough to transport items where they need to go. Strong, powder-coated stainless steel frame. Compact carts reduce by 75% when collapsed, minimizing storage space. Four 3" quiet swivel casters. Manufacturer's limited one-year warranty.

ID No.	Finish	W x D x H	Shpg. Wt.	Unit	Price
8 Bushel Cart					
1 RCP-1881750	Black/Silver	24.1" x 35.7" x 34"	27 lbs.	EA	
4 Bushel Cart					
2 RCP-1881749	Black/Silver	20.33" x 24.1" x 34"	21 lbs.	EA	
2-4 Bushel Cart					
3 RCP-1881781*	Black/Silver	24.1" x 35.7" x 34"	29 lbs.	EA	



B Wire Laundry Cart Make laundry a snap! Ideal for use in many applications, including dry cleaning and commercial laundry. Durable, vinyl dipped wire basket. Powder coated base with 5" non-marking polyurethane swivel casters. White, PVC top rim for durability and protection of walls and equipment. Manufacturer's limited 90-day warranty. ☒

ID No.	Color	W x D x H	Capacity	Shpg. Wt.	Unit	Price
Small Wire Cart						
4 RBT-R27BKXWA5UN*	Black	21" x 26" x 26.5"	200 lbs	35 lbs.	EA	

C Poly Truck Durable truck designed with a seamless molded polyethylene body. Sturdy base with 4" non-marking polyurethane swivel casters allows for easy transportation. "Bolt-Through" body attachment. Smooth finish with rounded corners. Ships fully assembled. Carts nest together for easy shipping and storage. Manufacturer's limited 90-day warranty. ☒ ☒

ID No.	Color	W x D x H	Capacity	Shpg. Wt.	Unit	Price
16 Bushels with Galvanized Steel Base						
5 RBT-R16GRXPG4UN* ★	Gray	32" x 44" x 35.5"	800 lbs	65 lbs.	EA	

★ FDA Compliant.

20-FA-CU-RNU

MATERIAL HANDLING



A Cube Truck Diamond caster pattern provides superior maneuverability. Great for waste collection, material transport and laundry handling. Optional lids sold separately. Manufacturer's limited one-year warranty.

ID No.	Color	Capacity	W x D x H	Unit	Price
1 RCP-4608 BLA	Black	59 gal	26" x 38" x 28.13"	EA	
2 RCP-461200BLA*	Black	12 cu ft	42.75" x 28" x 33"	EA	
3 RCP-4614 BLA	Black	105 gal	31" x 44.13" x 32.5"	EA	
4 RCP-FG461600BLA*	Black	119.7 gal	31" x 43.75" x 37"	EA	
5 RCP-4619 BLA	Black	149 gal	34.13" x 48" x 36.5"	EA	

* RCP-461200BLA—USDA Approved.
RCP-FG461600BLA—USDA Meat & Poultry Equipment Group Listed.

Also Consider:

ID No.	Description	Qty.	Unit	Price
6 RCP-461300BLA*	Hinged Dome Lid for Cube Truck, Black	1	EA	
7 RCP-4615 BLA*	Lid, 31" x 44 1/8" x 8 1/2", Black	1	EA	
8 RCP-4617 BLA*	Lid, 34" x 48 1/2" x 8 1/2", Black	1	EA	



B Recycling Cube Truck Professional-grade polyethylene system helps you collect waste, move materials or truck laundry. Metal frame provides solid support. Unique bin design conceals loads without affecting capacity. Manufacturer's limited one-year warranty.

ID No.	Color	Capacity	W x D x H	Unit	Price
9 RCP-461673BE*	Blue	120 gal	31" x 43.75" x 37"	EA	

* Contains a minimum of 30% post-consumer recycled content.

C Structural Foam Tilt Truck Offers industrial strength construction that transports heavy loads with ease. These tilt trucks feature seamless one-piece molded truck bodies with a reinforced lip. The sturdy, plastic construction won't rust, dent, chip, or peel and is easy to clean. 4-inch center swivel back caster provides easy maneuvering. 10-inch blow-molded polypropylene inset wheels protect surroundings. The dump trailer has a powder-coated steel frame for corrosion resistance. This tilt truck is easy to handle and maneuver through commercial doorways and onto elevators. The constant force design allows for controlled dumping by one person. Inset wheels protect walls, fixtures and patrons. The smooth surface is easy to clean and resists pitting and corroding. Optional domed lids are available (sold separately). Manufacturer's limited one-year warranty.

ID No.	Color	Capacity	W x D x H	Unit	Price
Heavy Duty					
10 RCP-9T16 BLA*	Black	202 gal	33.5" x 70.75" x 42.25"	EA	
Standard Duty					
11 RCP-9T14 BLA	Black	101 gal	26.88" x 57.38" x 33.88"	EA	
12 RCP-1013 BLA*	Black	151 gal	30.25" x 64.5" x 38"	EA	
13 RCP-9T15 BLA*	Black	202 gal	33.5" x 70.75" x 42.25"	EA	
Utility Duty					
14 RCP-9T13 BLA	Black	101 gal	26.88" x 57.38" x 33.88"	EA	





A Rotomolded Tilt Truck Transports loads up to 2,100 lbs. with ease. Manufacturer's limited one-year warranty.

ID No.	Color	Capacity	W x D x H	Unit	Price
1 RCP-1314 BLA	Black	202 gal	33.5" x 72.25" x 43.75"	EA	
Utility Duty					
2 RCP-1304 BLA	Black	202 gal	28" x 56.75" x 38.63"	EA	
Standard Duty					
3 RCP-1305 BLA*	Black	0.5 cu yd	28" x 60.5" x 38.63"	EA	

* RCP-1305 BLA—FDA Compliant; USDA Compliant.

B Tilt Truck Offers industrial strength construction to transport heavy loads with ease. These tilt trucks feature seamless one-piece molded truck bodies with a reinforced lip. The sturdy, plastic construction won't rust, dent, chip, or peel. 4-inch center swivel back caster provides easy maneuvering. 10-inch blow-molded polypropylene inset wheels protect surroundings. The dump trailer is constructed of a powder-coated steel frame for corrosion resistance. Easy to handle and maneuver through commercial doorways and onto elevators. The constant force design allows for controlled dumping by one person. Inset wheels protect walls, fixtures and patrons. The smooth surface is easy-to-clean and resists pitting and corroding. Optional domed lids are available (sold separately). Manufacturer's limited one-year warranty.

ID No.	Color	Capacity	W x D x H	Unit	Price
4 RCP-9T1700BLA *	Black	1.5 cu yd	28" x 56.75" x 38.63"	EA	
5 RCP-9T1800BLA *	Black	1 cu yd	33.5" x 72.25" x 43.25"	EA	

* USDA and FDA Compliant Materials.

C Tilt Truck Lid Hinged lid provides convenient access to contents. Conceals loads without reducing capacity. Manufacturer's limited one-year warranty.

ID No.	Color	For Model	Unit	Price
6 RCP-1307 BLA*	Black	Rubbermaid® Commercial 1304, 1305, 1305-06, 1305-42, 1306, 1306-41, 9T17	EA	

D Truck Lid Keeps materials secure inside Rubbermaid Commercial tilt trucks. The domed lid safely conceals the load without reducing capacity. Works on most Rubbermaid tilt trucks. Manufacturer's limited one-year warranty.

ID No.	Color	For Model	Unit	Price
7 RCP-1317 BLA*	Black	Rubbermaid® Commercial 1314, 1315, 1315-42, 1316, 1316-41, 9T18	EA	
8 RCP-461300BLA*	Black	RCP-461200	EA	
For 16-Cubic Feet Truck				
9 RCP-4615 BLA*	Black	Rubbermaid® Commercial 4614, 4616, 4716	EA	
For 20-Cubic Feet Truck				
10 RCP-4617 BLA*	Black	Rubbermaid® Commercial 4619, 4720	EA	

E Big Wheel® Agriculture Cart A professional-grade wheelbarrow that can support up to 300 lbs. Manufacturer's limited one-year warranty.

ID No.	Color	W x D x H	Capacity	Shpg. Wt.	Unit	Price
7½ Cu. Ft. Capacity						
11 RCP-5642 BLA	Black	32.75" x 58" x 28.25"	300 lbs	50 lbs.	EA	

