



## 🌐 WELCOME TO SURGE365

Your Step-by-Step Getting Started Guide

*Get Started. Get Results. Get Paid*

*"Belong → Become → Build → Earn"*

---

## BELONG

✅ **Contact your Sponsor** within 24–48 hours to schedule your Action Plan Launch Call and walk through your [Surge365 Action Plan](#) — get properly positioned for success and begin your business launch the right way. (Your Responsibility)

### 🚀 STEP 1: ACTIVATE (DO THIS NOW)

- ✅ Log in: [my.surge365.com](https://my.surge365.com) 🖱️ This is your business dashboard
- 🖱️ Log in and explore
- ✅ In your Back Office, access your **Membership link** under Travel Tech Package
- 🖱️ Support Tab → Quick Links 🖱️ Schedule your **Concierge Walk-Thru Appointment**
- 📞 Submit request Concierge walk through of membership features & Benefits
- ✅ Checkout your Vortex travel portal. From the Back Office or [myvortex365.com/yourURL](https://myvortex365.com/yourURL)
- ✅ In your Back Office, click link to download the **Touch365 Mobile App** (Apple App Store or Google Play)
- ✅ Join team communication on Facebook (Optional) – Contact Chantell Aden
- ✅ Subscribe to Team GET Newsletter at [tinyurl.com/TeamGETNewsletter](https://tinyurl.com/TeamGETNewsletter)
- ✅ Sign up for Rick Reese YouTube Channel [royalvortex@rickreaseroyalvortex146](https://royalvortex@rickreaseroyalvortex146)
- 🖱️ Join Team GET / A-Team team chat on FB Messenger

✔ Complete TravManity Training located in TravManity Back Office

✔ ASAP: Complete First Class Training (videos + quiz)

🕒 Supplier access available - 30 days after completion of 1st Class Training

👉 Use this time to learn, share, and build

✔ Schedule your Surge365 Action Plan Launch Call with Sponsor (within 24–48 hrs)

✔ Coordinate with your Sponsor to schedule your GRAND OPENING LAUNCH PARTY (Zoom/In-Home/Hotel Meeting) - Invite your family and friends to check out your new Surge365 travel business! This is a great opportunity to let the people closest to you know what you're doing and why you're excited about it. Some may decide to join you by starting their own travel business, while others may simply become loyal travel customers. Best of all, everyone receives access to your complimentary Vortex customer savings link to help them save money on travel!

🌀 WHAT TO FOCUS ON (KEEP IT SIMPLE)

✔ You are an SBA (starting level) ✔ Goal: 3 people = "3 & Free" ✔ Track progress in your Back Office

👉 That's it for now.

🌐 YOUR BUSINESS & TRAVEL LINKS (SAVE THESE)

You now have access to powerful tools. Use them correctly:

🔗 1. Surge365 Marketing / Partner Sign-Up

👉 Use this to enroll new business partners

➡ [surge365.com/yourURL](https://surge365.com/yourURL)

When to use:

- Someone wants to join the business
- After they watch the presentation
- When they say "I'm interested"

## 2. TravManity Consumer Booking


 Use this for full-service travel bookings


 [travmanity.com/yourURL](https://travmanity.com/yourURL)

### When to use:

- Customer wants to self-book without creating an account on the Vortex
- Vacation Packages, TicketMaster, Travel Insurance, Passports/Visas

## 3. Vortex Customer Savings Portal

 Use this for simple savings + fast sharing


 [myvortex365.com/yourURL](https://myvortex365.com/yourURL)

### When to use:

- Sharing with friends & family
- Quick price comparisons

 This is your fastest way to create activity and interest

## 4. Surge365 Member Booking

 Your personal booking access

 Located inside your back office

### When to use:

- Booking your own travel
- Using the personal concierge service
- Learning the system
- Creating your first win

## SIMPLE RULE

 Share Vortex → for savings & exposure  Use TravManity → full-service self-bookings   
Use Surge365 link → for business enrollment

 Use Membership → for personal booking & concierge service