

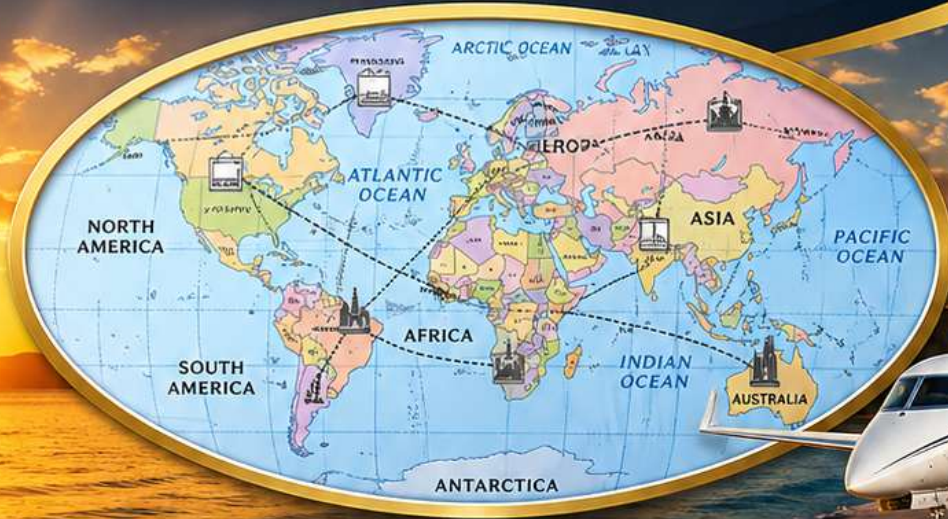


GLOBAL EXPANSION TEAM



# TEAM GET

TRAVEL MORE. SAVE MORE. MAKE MORE.



# SURGE 365

## ONBOARDING GUIDE

*Welcome to Team GET!*

**GROW**  
YOUR TEAM

**EARN**  
MORE INCOME

**TRAVEL**  
THE WORLD

**LIVE**  
YOUR DREAM



TEAM SUPPORT



PROVEN TRAINING



SIMPLE SYSTEM



REAL RESULTS

GET STARTED.

GET RESULTS.

GET PAID.

*Let's Go!*

## Global Expansion Team (Team GET)

### Onboarding Guide

*"Get Started. Get Results. Get Paid."*

**"Belong → Become → Build → Earn"**

---

#### EXECUTIVE OVERVIEW

This onboarding system is designed to rapidly activate, align, and scale new members into productive, income-generating participants within the Surge365 ecosystem.

This is not traditional onboarding. This is a **duplication-driven growth system** built on:

- Simplicity
- Speed
- Systemization
- Community

Our mission: **Turn new members into confident earners and future leaders—fast.**

#### **FIRST—UNDERSTAND THIS**

You didn't just join a business—

 **You joined a system designed to help you:**

- Save money on travel
- Earn income
- Build a lifestyle of freedom

**You do NOT need to know everything to succeed.**

**You only need to follow the steps and stay plugged in.**

# WELCOME TO SURGE365

## Your Step-by-Step Getting Started Guide

*"Belong → Become → Build → Earn"*

---

"Belong → Become → Build → Earn"

*Get Started. Get Results. Get Paid*

### **BELONG**

✔ **Contact your Sponsor** within 24–48 hours to schedule your Action Plan Launch Call and walk through your [Surge365 Action Plan](#) — get properly positioned for success and begin your business launch the right way. (Your Responsibility)

#### **STEP 1: ACTIVATE (DO THIS NOW)**

- ✔ Log in: [my.surge365.com](https://my.surge365.com) 🖱️ This is your business dashboard
- 🖱️ Log in and explore
- ✔ In your Back Office, access your **Membership link** under Travel Tech Package
- 🖱️ Support Tab → Quick Links 🖱️ Schedule your **Concierge Walk-Thru Appointment**
- 📞 Submit request Concierge walk through of membership features & Benefits
- ✔ Checkout your Vortex travel portal. From the Back Office or [myvortex365.com/yourURL](https://myvortex365.com/yourURL)
- ✔ In your Back Office, click link to download the **Touch365 Mobile App** (Apple App Store or Google Play)
- ✔ Join team communication on Facebook (Optional) – Contact Chantell Aden
- ✔ Subscribe to Team GET Newsletter at [tinyurl.com/TeamGETNewsletter](https://tinyurl.com/TeamGETNewsletter)
- ✔ Sign up for Rick Reese YouTube Channel [royalvortex@rickreaseroyalvortex146](mailto:royalvortex@rickreaseroyalvortex146)
- 🖱️ Join Team GET / A-Team team chat on FB Messenger
- ✔ **Complete TravManity Training located in TravManity Back Office**

✓ ASAP: Complete **First Class Training** (videos + quiz)

🕒 **Supplier access available - 30 days** after completion of 1st Class Training

👉 Use this time to learn, share, and build

✓ Schedule your **Surge365 Action Plan Launch Call** with Sponsor (within 24–48 hrs)

✓ **Coordinate with your Sponsor to schedule your GRAND OPENING LAUNCH PARTY (Zoom/In-Home/Hotel Meeting)** - Invite your family and friends to check out your new Surge365 travel business! This is a great opportunity to let the people closest to you know what you're doing and why you're excited about it. Some may decide to join you by starting their own travel business, while others may simply become loyal travel customers. Best of all, everyone receives access to your complimentary Vortex customer savings link to help them save money on travel!

### 🌀 **WHAT TO FOCUS ON (KEEP IT SIMPLE)**

✓ You are an **SBA (starting level)** ✓ Goal: **3 people = "3 & Free"** ✓ Track progress in your Back Office

👉 That's it for now.

### 🌐 **YOUR BUSINESS & TRAVEL LINKS (SAVE THESE)**

You now have access to powerful tools. Use them correctly:

#### 🔗 **1. Surge365 Marketing / Partner Sign-Up**

👉 Use this to enroll new business partners

➔ [surge365.com/yourURL](https://surge365.com/yourURL)

**When to use:**

- Someone wants to join the business
- After they watch the presentation
- When they say "I'm interested"

## 2. TravManity Consumer Booking


 Use this for full-service travel bookings


 [travmanity.com/yourURL](https://travmanity.com/yourURL)

### When to use:

- Customer wants to self-book without creating an account on the Vortex
- Vacation Packages, TicketMaster, Travel Insurance, Passports/Visas

## 3. Vortex Customer Savings Portal

 Use this for simple savings + fast sharing


 [myvortex365.com/yourURL](https://myvortex365.com/yourURL)

### When to use:

- Sharing with friends & family
- Quick price comparisons

 **This is your fastest way to create activity and interest**

## 4. Surge365 Member Booking

 Your personal booking access


 Located inside your back office

### When to use:

- Booking your own travel
- Using the personal concierge service
- Learning the system
- Creating your first win

## SIMPLE RULE

 **Share Vortex** → for savings & exposure  **Use TravManity** → full-service self-bookings

 **Use Surge365 link** → for business enrollment

 **Use Membership** → for personal booking & concierge service

## BECOME

### ⚡ STEP 2: TAKE ACTION TODAY

👉 Send your Vortex link to 3-5 people:

*"I've been using this to save on travel—take a look and compare your next trip."*

👉 OR book your own trip through your Wholesale Membership site

**Why:** Confidence > knowledge

### 🎓 UNDERSTAND WHAT YOU OWN

👉 As you get started, explore:

👉 [goteamget.com](https://goteamget.com) 🌐 CLICK THESE TABS TO LEARN ~

✓ Vortex → how you save & share ✓ Membership → what you have ✓ Travel Advisor Career → your travel business ✓ SBA Compensation → how you earn

### "3 Conversations" Framework

#### Personal Story Development

- Why did I join?
- What do I want? (freedom, income, travel)
- What changed already?

👉 This becomes your recruiting message

#### New member must:

- Share Vortex with 3 people
- Invite to Surge365 live presentation
- Practice storytelling

### ⚠️ KEEP THIS SIMPLE

👉 Don't try to learn everything 👉 Just explore and get familiar

👉 You'll learn as you go

## ◆ PLUG INTO THE SYSTEM

Success here is simple:

👉 Stay connected.

Do this right away:

- Attend the next live Zoom presentation
- Watch the core overview video
- Join weekly team trainings

Important: You don't need to understand everything—just stay plugged in.

## 🎤 WEBINARS & MEETINGS

👉 Visit the **Webinar Tab** on [goteamget.com](http://goteamget.com)

✓ See all upcoming calls and trainings ✓ Stay informed on meeting times ✓ Easily plug into the system

## 📞 MONDAY MOMENTUM CALL

Director Juliet St John

📅 Monday – 9:30 PM ET 📞 712-432-0075 | Pin 474053#

## 📞 THURSDAY LEADERSHIP CALL

1PM ET

Zoom: <https://us02web.zoom.us/j/2858752519>

## 🎤 WEEKLY PRESENTATION (BRING GUESTS)

Thursdays @ 8PM ET

Zoom: <https://us02web.zoom.us/j/88942240089> Passcode: success

## 🌐 TEAM PAGE – Information & Updates

Visit <https://www.facebook.com/getpacked>

# BUILD

## STEP 3: MAKE YOUR LIST

Write down 20–30 people you know

👉 Friends | Family | Coworkers

- [Surge365 Qualification List](#)

## SURGE365 ACTION PLAN LAUNCH CALL (WITH YOUR SPONSOR)

👉 Contact your sponsor to schedule within 24–48 hours (your responsibility)

During your Launch Call, your sponsor will:

✓ Walk you through your Action Plan - [Surge365 Action Plan Document](#) ✓ Help you complete your Qualification List ✓ Identify your first 3 people ✓ Set your first goals

## YOUR GOAL

👉 Enroll your first 3 people 👉 Build momentum fast

## THE SYSTEM (MEMORIZE THIS)

👉 INVITE → PRESENT → FOLLOW UP → ENROLL

👉 Don't explain—just invite - [Surge365 Cycle of Success](#)

## SHARE THE OPPORTUNITY

Your job is NOT to explain everything.

👉 Your job is to invite people to see it.

Do this:

- Share with 3–5 people
- Invite them to a presentation
- Let the system do the work

## ◆ FOLLOW THE SYSTEM

Memorize this:

👉 Invite → Presentation → Follow-Up → Enrollment

That's the business.

## ◆ BUILD MOMENTUM

Start doing this consistently:

- Talk to 10 people per week
- Invite to 2–3 presentations
- Follow up with everyone

👉 This is where results begin.

## ◆ YOUR FIRST RESULTS

Your first goal is simple:

- First booking OR
- First team member

👉 This builds belief and confidence.

## ◆ START BUILDING

Once you enroll someone:

👉 Help them follow this SAME guide.

That's how duplication works.

## ◆ DAILY SUCCESS HABITS

Daily:

- Send 2–5 invites
- Stay plugged into training

## Weekly:

- Attend 2+ presentations
- Follow up with prospects

## HOW TO SHARE THE SURGE365 PRESENTATION VIDEO

The Surge365 Video Presentation is the main tool for building your business

- Never explain the business over the phone: remember this; "It would be like trying to get a haircut over the phone, it's impossible."

## PRIMARY INVITE (USE THIS)

"I just partnered with a travel platform that helps people save money and earn income. I'm just getting started and would love your opinion—can I send you a quick video?" **OR**

**You:**


"Hi \_\_\_\_\_, do you have 10 minutes right now? I want you to see something that's important to me."

**IF YES:**

**You:** "Great! I'm going to send you a 10-minute video. Please watch it completely and I'll call you back in 15 minutes, okay?"

**IF NO:**

**You:** "No problem—what time today works for you?"

 Set the time → Call back → Send video → Follow up

## FOLLOW-UP (AFTER VIDEO)

Ask ONLY these 3 questions:

1. *"What did you like most?"*
2. *"Do you see an opportunity for yourself?"*
3. *"Is there anything stopping you from getting started?"*

## YOUR JOB

 Invite  Let the system present  Follow up  Enroll

## REMEMBER

 Don't explain the business  Don't oversell  Don't send video without follow-up

## KEY RULES

 Keep it under 45 seconds  Be direct  Be excited  Always set a callback time


## BACKUP TEXT MESSAGE


"Hey \_\_\_\_\_, I found something in travel I think you'll like. Got 10 minutes to check it out?"

## CLOSING LINE

"I'll help you get started right now."

## MINDSET

 You're not convincing  You're exposing

 The system does the work

## DAILY TARGET

 2-5 invites  1-2 follow-ups

## THAT'S IT

Invite → Video → Follow-Up → Enroll

## EASY INVITES TO LIVE PRESENTATION

### SIMPLE TEXT (BEST START)

"Hey \_\_\_\_\_, I'm checking out something in travel tonight. It's short and interesting—want me to send you the link?"

### IF THEY SAY YES

"Great—it's tonight at [time]. I'll send you the Zoom link. It's about 30 minutes."

### CURIOUS / HOOK VERSION

"Quick question—if there was a way to save money on travel and possibly make money doing it, would you want to see it?"

## WARM MARKET (FRIENDS/FAMILY)


"I just started something in travel and I'd really value your opinion. Can you jump on a quick presentation tonight?"

### KEEP IT SIMPLE

✓ Don't explain the business ✓ Don't oversell ✓ Just invite

 The presentation does the work

### BEST PRACTICE

 Invite → Send link → Confirm they'll attend → Follow up after

### PRO TIP

 Always say:


"It's short" "I value your opinion" "Thought of you"



# EARN

## STEP 4: YOUR GOAL

Get Your \$500 Back + Wave Goodbye to \$99 Fee  

## BUILD YOUR FOUNDATION — LEVEL UP FAST!

Ready to lock in your first big win? 

Sponsor 5 new Surge365 Travel Business Owners (with Travel Technology Packages) — that's 5 serious people who are *all in* on building their travel business.  

 Here's What Happens When You Do:

**1** You complete your Fast Start Team  **2** You promote to Team Builder Group Leader

 And the Rewards?

 \$500 Team Builder Promotion Bonus!  3&FREE Status Unlocked — your \$99 monthly fee = gone!

You've officially earned your \$500 investment back AND your business is now 3&FREE. That's freedom, flexibility, and profit — all from building your first team.

 KEEP IT SIMPLE

 Don't overthink  Just take action

 FINAL MESSAGE

You don't need experience. You don't need to be perfect.

 You just need to stay consistent and follow the system.

 Activity creates results

 YOUR JOURNEY STARTS NOW