

Announcements:

Next General Meeting Fairport at “The Church of the Assumption” 20 East Avenue, Fairport, 14450.

7:00 pm: February 6th, 2023, First Monday.

Build Nights: Thursdays Seabreeze Bill Gray’s 5:00 to 9:00

Upcoming Contest and Shows [Check for events <https://calendar.ipmsusa3.org/all-events>]:

February

- BlizzCon 2023 [<https://www.ipmscolumbus.org/blizzcon/>], February 25, 2023, hosted by IPMS Capt Eddie Rickenbacker, Makoy Center, 5462 Center Street, Hilliard, OH, 43026.

March

- RepLICon 31 [<http://www.lisms-ipms.org/>], March 25, 2023, hosted by IPMS Long Island Scale Modelers Society, Freeport Recreation Center, 130 E. Merrick Road, Freeport, NY, 11520.
- TRICon 2023 [<https://calendar.ipmsusa3.org/event/tricon-2023>], March 25, 2023, hosted by IPMS Three Rivers Chapter, A.W. Beattie Career Center 9600 Babcock Blvd, Allison Park, PA, 15101
- Valleycon 32 [<http://www.wmodelclub.org/>], March 26, 2023, hosted by IPMS Wings & Wheels Modelers Chapter, Knights of Columbus 460 Granby Rd, Chicopee, MA, 01020

April

- MosquitoCon [<http://www.njipms.org/>], April 1, 2023, hosted by IPMS New Jersey Chapter, Wayne PAL, 1 PAL Drive, Wayne, NJ, 07470.
- BuffCon 38 [<http://ipmsniagarafrontier.com/Buffcon2023/index.html>], April 2, 2023, hosted by IPMS Niagara Frontier Chapter, Justin & Columbus Hall, 2735 Union Rd., Cheektowaga, NY, 14227.
- DowneastCon 2023 [<https://calendar.ipmsusa3.org/chapter/ipmssouthern-maine-scale-modelers>], April 16, 2023, hosted by IPMS Southern Maine Scale Modelers Chapter, Sanford Memorial Gym 678 Main Street, Sanford, ME, 04083.
- Noreastcon 2023 [<http://www.ipmsneny.org/>], April 29, 2023, hosted by IPMS Northeast New York Chapter, Polish Community Center 225 Washington Avenue Extension, Albany, NY, 12205.

May

- NorthshoreCon 2023 [<https://northshorescalemodelers.org/>], May 6, 2023, hosted by IPMS Northshore Scale Modelers Chapter, Knights of Columbus 96 Main Street, Peabody, MA, 01960
- Wrightcon 2023 [[IPMS Wright-Field-Scale-Modelers](https://www.ipmswrightfield.org/)] May 6, 2023, hosted by IPMS Wright Field Scale Modelers, Hope Conference Center, Dayton, Dayton, Wright Patterson AAFB, OH, 45371.

General Meeting:

Attendance: 24. Voting: 24. Guest: none

New Members: Mike Collins – Cars and Aircraft

Topics/Agenda for Next Meeting: Marker and Gel Pens – Ken Brent

President Comments – Ken Brent:



Election – By-laws require nominations and election of officers. The elected slate of officers is:

- President: Ken Brent
- Vice President: Cliff Wiley
- Treasurer: Dave Schwab

See ROCON section for discussion on Awards, Categories, and Raffle.

Vice Presidents Comments – Cliff Wiley:



None

Treasurer Comments – Dave Schwab:



Treasury Checking: \$. Remove before public posting.

Final call for Dues. \$20 for calendar year 2023.

IPMS Members – please be sure Dave has your member number for our club charter.

Chapter charter has been renewed with IPMS National.

Region 1 Business – Dave Schwab [<https://calendar.ipmsusa3.org/region/region-1-northeast>]:

NOREASTCON will be one day in Albany. April 29th, 2023. For 2024 we are considered on the fringe of the region for a one-day event.

ROCON 41:

Special Awards: We are adjusting the special awards to update them. Many relate back to founding members of the club who have been gone for some time and most people do not know about. It was proposed to create two special awards with one reflecting founding member Dick Bagg for Best Aircraft and the other for Best Figure named for Tim Frederick who specialized in WWII and Civil War figures. Vote on special awards:

Dick Bagg Best Aircraft – Unanimous

Tim Frederick Best Figure – Unanimous

Proposed Pricing:

Senior [adult]: \$10 for 3 and possibly an additional cost for unlimited [Ed. Note: This will be clarified in the ROCON 41 Flier that is in-work].

Junior: \$1

General Admission: \$5

Contest Categories: Space and Mecha are getting more kits in the marketplace and more entries than ever before. Category 56 MECHA: GENERAL- will include cars, tanks, assorted land and sea vehicles and ALL THE REST. Category 64 SCI-FI / FANTASY ROCKETS & SPACECRAFT- includes Star Wars and Star Trek. Category 63 REAL SPACE – All Scales. Vote on adjusted categories:

56 MECHA: GENERAL- will include cars, tanks, assorted land and sea vehicles and ALL THE REST. – Unanimous

64 SCI-FI / FANTASY ROCKETS & SPACECRAFT- includes Star Wars and Star Trek. – Unanimous

63 REAL SPACE – All Scales. – Unanimous

Questions that came up: Where does a V2 on a trailer belong? It would go in the category for TOWED ORDINANCE.

What about Out Of The Box (OOB) related to resin and photoetched that comes in the kit and 3D Printed items? 3D was not addressed directly. For OOB basic will be no resin or photoetch permitted regardless of source. For kits that come with resin and photoetched, they will move to the OOB ADVANCED category. This follows the IPMS judging approach.

RAFFLE: We currently have no spare kits in the club stash for the Raffle. Manufacturers are not donating kits and Hobby Store donations are down although Performance Hobbies did set up a donation for Tru-Colors at ROCON 40. Club also has less donations. The question of Should We have a Raffle will be continued at the next meeting.

General Discussion:

Contest and Show Report: None.

Member News: This is a new section of the minutes. I need to capture images of a few members.

Introducing SSG Jose Rivera Sr.

Jose is retired from the US Army. He worked as a mechanic, crew chief, and flight engineer for inspections on CH47 Chinook models B,C,D, and Black Hawks.

Jose likes to build helicopters, particularly ones he worked with, and older model planes. Jose also has been designing and printing 3D models.



To the left you do indeed see a Grenade, a baby Yoda, and a noisy Cricket from Men in Black. Examples of 3D printing.

Club Challenges and Group Builds:



Jerry Rinaldi: Jerry's NJ IPMS club would have group builds and set up displays at different Museums and MosquitoCon. Jerry is encouraging a group build of Monogram and Revell US and German aircraft kits. He donated the kits for the group build and prizes for the finished builds. The group build contest is the meeting in June and the models are to be built Out of the Box to qualify although decals can be changed. Any member can have as many builds in the contest as they want if they are all from the kits Jerry brought and donated. First prize is \$100 Gift Card to Performance Hobbies. 2nd place is \$50, and 3rd place is \$25 gift cards to Performance Hobbies. Judging will be by club members. There was a line to acquire kits.

SHOW AND TELL – Photos by Neil Farukhi.

Jose Rivera Sr.

Here we see a sampling of some of Jose’s other interest in modeling. Below is a 1/35th Chinook. Jose finds 1/144th a bit too small to work on.



Jose Rivera Sr. Here we have a 1/32nd Spitfire. Jose had trouble with the decals not fitting correctly so he used decal softener and a hair dry to get them working.



Phil Wright



Phil presented a 1/72nd A-20 Havoc from MPM except, as Phil noted, this is in British markings so would be called a Boston. It was a good ground attack aircraft and would drop out of the sun on German Armor. It was low altitude work with a high casualty rate.

The model took lots of lead to sit on its nose. Phil used a masking set and Tru-Color paints which are acetone based. They spray beautifully but are fragile. The acrylic does not like lacquer. The underside is Azure Blue, offered through Tru-Colors



Phil Pucher



Phil continues his work on the Panzerjäger-Triebwagen 51, an Armored Railway car. Phil is building a diorama of the unit that was finished late in WWII but never used. He is adding Alpine Figures and a Jeep. The tracks include model railroading materials as well as dirt. Matte medium is applied and then dirt sprinkled on top with the matte medium attaching the dirt. The figures are walking into the scene which brings a focus to the setting as well as keeping the faces somewhat hidden so little face painting required.

Phil is adding details such as bent drums, rail car interior, and parts made from Plastruct elements. In the left front corner is the jeep chassis set in place to determine perspectives for the scene.



Chris Boss



Chris has another 1/72 Hawker Hurricane from Academy. This is a Mk IIC. It was an Art Martin kit and, of course, the wings were already assembled. Chris is still working on the kit.



This P-39 Airacobra from Academy is a Secret Santa gift from Bill Gilman. Chris likes Academy kits although the decals are not always good. This kit has photoetched parts, resin engine, and the engine is visible on one side.



Chris Boss



Chris's 1967 Chevelle Pro Street is complete. Originally Chris planned for the chassis to be a donor to a GTO build but it did not fit. This is an old Ertl Kit repackaged by AMT.



Roger Rouse



Roger brought in the 1/700th Meng kit of the USS Rodney he picked up at Performance Hobbies. It is a nice kit with good instructions and painting information. It has a plastic deck in a wood color to represent the wooden deck of the ship. It also has rigging line and metal parts.



This is the Tamiya A-34 Comet with a Cromwell hull and long barrel. Very detailed with individual tracks. The paint information is in color and the instructions are a book.



Roger Rouse



This is a Hobby Lobby sourced Airfix P-51D that Roger picked up for 40% off. All that is visible came with the kit except the static grass. Roger decided to build the bazooka version.



Roger Rouse




This is the Tamiya Dornier Do 335 Pfeil ("Arrow") twin engine aircraft of which only one survives at Udvar-Hazy of the National Air and Space Museum. Roger has put in a Verlinden engine. The cockpit is metal, so it adds weight to keep the model on all its wheels. The model has resin in the cockpit and the engine covers. Roger used Air Brush modulation for the painting and dry transfers for the markings. Finish Floor Polish was used on the cockpit glass to make it look like glass.



Matt Quinney



Matt brought in The Percival Proctor Mk.III British Radio Trainer in its Civil Service version. These aircraft were sold as surplus after WWII. This is a Dora Wings kit that came from Ukraine and specifically Kivi. Matt ordered it in mid-November with expectation of a mid-December delivery and it was arrived early. It included a pamphlet that described what it takes for them to get the kit to the customer. It was shipped with the box flattened. No broken parts. As a short run kit there are also no locating pins. Interestingly while a civilian version it has a military radio and the military bucket seats for parachutes. Matt may need to redo the interior. There are no color call outs so research is required.



Ken Brent



Ken is working on the US United States from Revell. It is a 1/600th scale. Ken has been working with John Trippe which has been helpful since John lent Ken his Tamiya battery drill so Ken could drill out 290 port holes. Ken is planning on replacing the railings with Gold Medal photoetched railings. This means removing the railings. Oddly enough for model building, Ken is in a demolition phase to make way for improvements.



Scott Baroody

Scott brought in his fleet of 1/48th Atlantis Models 1955 Chevy Trucks. These were built out of the box. They did not have great fits. Scott was building for fun, so he built them in a couple of days without any stress. He likes to do different things and does not like to focus on one thing for long periods of time.

