

Announcements:

Next General Meeting Fairport at “The Church of the Assumption” 20 East Avenue, Fairport, 14450.

7:00 pm: May 1st, 2023, First Monday.

Build Nights: Thursdays Seabreeze Bill Gray’s 5:00 to 9:00

Upcoming Contest and Shows [Check for events <https://calendar.ipmsusa3.org/all-events>]:

April

- MosquitoCon [<http://www.njipms.org/>], April 1, 2023, hosted by IPMS New Jersey Chapter, Wayne PAL, 1 PAL Drive, Wayne, NJ, 07470.
- BuffCon 38 [<http://ipmsniagarafrontier.com/Buffcon2023/index.html>], April 2, 2023, hosted by IPMS Niagara Frontier Chapter, Justin & Columbus Hall, 2735 Union Rd., Cheektowaga, NY, 14227.
- DowneastCon 2023 [<https://calendar.ipmsusa3.org/chapter/ipmssouthern-maine-scale-modelers>], April 16, 2023, hosted by IPMS Southern Maine Scale Modelers Chapter, Sanford Memorial Gym 678 Main Street, Sanford, ME, 04083.
- Noreastcon 2023 [<http://www.ipmsneny.org/>], April 29, 2023, hosted by IPMS Northeast New York Chapter, Polish Community Center 225 Washington Avenue Extension, Albany, NY, 12205.

May

- NorthshoreCon 2023 [<https://northshorescalemodelers.org/>], May 6, 2023, hosted by IPMS Northshore Scale Modelers Chapter, Knights of Columbus 96 Main Street, Peabody, MA, 01960
- Wrightcon 2023 [[IPMS Wright-Field-Scale-Modelers](http://www.ipmswrightfield.com/)] **CANCELLED** May 6, 2023, hosted by IPMS Wright Field Scale Modelers, Hope Conference Center, Dayton, Dayton, Wright Patterson AAFB, OH, 45371.
- TORCAN 2023 [<http://torcanmodelshow.com/>]; May 27, 2023, hosted by Peel Scale Modelers, Century Gardens Recreation Centre, 340 Vodden Street East, Brampton, Ontario.

August

- **IPMS/USA National Convention** [<http://www.nats2023.com/>], August 2, 2023, hosted by Alamos Squadron, Embassy Suites and San Marcos Convention Center, 1001 East McCarty Lane, San Marcos, TX, 78666.

Upcoming Club Events

June 5, 2023: Jerry Rinaldi group build of Monogram and Revell US and German aircraft kits.

There are two categories. Out of the Box, except for decal changes, awarded \$25 Performance Hobbies gift card for 1st place. The second category is Unlimited which permits aftermarket items, anything goes which has three awards with 1st receiving \$100 gift card, 2nd receiving \$50 gift card, and 3rd receiving \$25 gift card with all gift cards to Performance Hobby.

July 2023: Penfield Library Display organized by Pete Leas. Three glass shelves of 40x40x11 inches.

August 6, 2023: NY Museum of Transportation interactive display with build tables for patrons on tours.

General Meeting:

Attendance: 26. Voting: 26. Guest: None

New Members: Ken Brate – Mainly Historical and Fantasy figures and some 1970-1978 Sports Cars.;

Topics/Agenda for Next Meeting: Open

President Comments – Ken Brent:



Mark Wolf joining again.

Vice Presidents Comments – Cliff Wiley:



None

Treasurer Comments – Dave Schwab:



Treasury Checking: . Remove before public posting.

Phil Pucher performed the annual Audit and found everything in order. The group voted unanimously to approve the audit report.

Contest Sponsor ship. The group approved the following:

IPMS Nationals - \$95 for one Trophy

NOREAST CON – two categories at \$30/category [\$60 total]

BUFFCON – previously secured Trophy

Region 1 Business – Dave Schwab [<https://calendar.ipmsusa3.org/region/region-1-northeast>]:

NOREASTCON will be one day in Albany. April 29th, 2023. For 2024 we are considered on the fringe of the region for a one-day event.

At NOREASTCON Dave will be stepping down and handing the reigns to Mark Norman of the Hudson Valley. Dave has been the Region 1 Coordinator for the last seven years.

ROCON 41:

RAFFLE: Continuing to collect Kits.

General Discussion:**Contest and Show Report:**

Heritage Con Canadian Warplane Heritage Museum, Mount Hope, Ontario, Canada [Ken Brent]:

Good club showing. Crossing the border into Canada was surprisingly easy. There were 1003 entries and 1040 models. *FineScale Modeler* has some photos at <https://finescale.com/online-extras/show-galleries/2023/04/heritagecon-15-model-show-and-contest-gallery> that shows a wide variety of modeling genre's with figures [Dwarves, Samurai], autos [including John Snyder from Buffalo with his Brad Sweet Sprint Car] and trucks, space, Science Fiction, Gundam [1/100th Heavyarms with the pilot exiting the Gundam by Brandon Walters], ships [lighted missile launch from Russian battle cruiser Pyotr Velikiy and John Trippe's *Zvezda's* 1/350 scale HMS Dreadnaught]; tanks and military, and aircraft. The contest was packed, and they had to close registration and the building at times due to fire codes. Ken Brent was awarded a silver for his Viking ship. Chris Boss was awarded silver for Fairey Swordfish. Mark Wolf had Best armor. Grant DeRue award bronze for the toon tank collection. Boat Steve Smith had the Queen Mary. There were no empty tables at the contest.

BUFFCON [Ken Brent]: There were 440 models entered. There was even a Lego category. The Club did well with Ken Brent receiving all three levels of awards [1st for the Ble Knight, 2nd for the Frog P-39 Art Martin Kit, and 3rd for the Anagram Rockwell XFV-12], Grant DeRue and Armand Miale with awards [two for Art Martin legacy builds], and Roger Rouse with multiple figure awards.

Member News: This is a new section of the minutes.

Public Display Opportunities:

Penfield Library: As mentioned Pete Leas has arranged for the Penfield library display case in July for the club. It is in the atrium of the building. Three glass shelves of 40x40x11 inches.

NY Museum of Transportation: Upcoming August 6th. See December Minutes for more information.

Club Challenges and Group Builds:

See Upcoming Club Events

SHOW AND TELL – Photos by Neil Farukhi.

Dave Schwab

The B-45 is back. It is 1/72nd scale and now decaled and touched up with red on the nose. It is the first USAF jet bomber.



Dave Schwab

Dave also has a C-46 Curtiss Commando in work. It is 1/144 from Platz. If the markings look familiar, they are from Buffalo Airlines that was featured on the television show *Ice Pilots*.



Those LMG wooden stands that several members use, look very handy for aircraft modeling.

**Scott
Baroody**

Scott entered the DC Universe with this rendition of Sinestro. This figure is from *Resin Pimps*. It has *Garage Kits* paints. Seems aligning with Fear not only gives you yellow close, but changes your skin tones.



**Scott
Baroody**

Scott took a different approach for this foray in to the Marvel Universe. He modified a historical bust to make the FeR model into Captain America. It is all resin with acrylics. After a bit of searching I found that the source figure is “Northumbrian Theng Jórviík”. Amazing what different colors can create.



Tom Darcangelo



Tom is working on a *Fujimi* Porsche 917K. It is curbside so not engine [pity it does not have the back-to-back flat sixes of the actual vehicle]. He has primer on the body. He has added 3D Seat Belts that proved to be horrible as they break easily due to being brittle.

To clarify for all, the name Porsche is pronounce “Porsh-uh” per Porsche.com [<https://www.porsche.com/stories/culture/how-to-pronounce-porsche>] Had to bring it up as I have German descent and took German in school a very long time ago. I have also seen the open top 917 at Watkins Glen back in the ‘70’s.



**Matt
Quinney**




Matt resurrected a tiny old 1/72nd Renault FT from WWI tank that was broken. He fixed the tracks. It seems to have a dusting of snow on it. This diminutive was revolutionary and influential on future tank designs. Configuration of this tank is now the standard [crew at front, engine at back, and main armament in a rotating turret]. Some call this tank the first modern tank.



**Cliff Wiley
Rouse**


This is Cliff's Bergepanzer 2 out of resin from *Perfect Scale Modellbau*. It has plastic trees for the parts. Cliff replaced the running gear with all *Takom* parts. He used Tamiya paint, European shades, and pigments. The ladder was not fun. He is getting new side rails as he was the 15th person to contact Perfect Scale about these rails. The rest was fun. If you look down from the top, you can see the engine. The *Takom* kit is all solid in that area. Cliff uses Superglue for resin kits.



**Steve
Coykendall**



Now for something completely different as the BBC would say. Steve was working on some shelf queens to finish these tanks. First up is a *Meng* Cartoon French Somua S35 tank from ROCON 2019 that Grant DeRue gave him. He started building it in November 2021. He built it in remembrance of Jim Incavo. Painting started 1.5 months ago in German colors on a French tank.



**Steve
Coykendall**



Next is the Israeli Achzarit from ROCON 2018 Raffle. The paint color is IDF Cyanide Gray from *Mission Models* [does not spray well out of airbrush]. He cut the paint with *Vallejo* lacquer thinner. Ultimately this is going into a Zombie Hunting diorama, so Steve is on-line looking for references to make the tank look dirty. Yes, there is a female hunter to bridge back to Steve’s usual subjects.



**Steve
Coykendall**



This is Jinx from the *League of Legends* game. She is a 3D printed Kit possibly from *Arcane*. Steve re-sculpted the bicep and the arm. When he worked on the arm and cut into it, it oozed liquid resin so it was not fully cured. To me the photo on the left has a more intense stare due to the viewing angle. Something to consider when positioning figures.



Bill Gilman

Some 10-year-old 1/72nd Airfix kits. To prove he does propellor aircraft [Bill says his collection is 50:50 Jets to Props] he has brought in a Zero. It is a nice kit, and he loves the folding wingtips. Bill went to the *Aviation of Japan* website [<http://www.aviationofjapan.com/>] to consult Nick Millman of the UK for information on the proper yellow for the wings. This plane's unit was a training unit. Use in the finish was a silver pencil for the paint distressing.



Bill Gilman



The next item is missing its propellor. It is an A-4B Skyhawk with photo etched flaps, airbrake doors, and slats. *Eduard* contributed the lowered elevators which Bill says he will not do again. The decal sheet from England required lots of solvent to settle into the ribs on the rudder. The red on the intake was masked and painted as the decals were too hard to fit.

The lower photo shows the size comparison between the Zero and the Skyhawk showing just how small the Skyhawk is.



Chris Boss


Here we have Chris's MPC GTO Super Stocker driven by Lowell Sidwell (fictional). It was great to build. It is riding on a 57 Chevy Wedge truck.



Chris Boss




This is the Monogram/Matell Grumman Gulfhawk II. It is a cool kit with retracting gear like the prototype aircraft. The gear is very fine and seems sturdy. Chris did not think it would work as it is actuated by the propellor. Pull out the propellor and turn, which connects to the gear. So far it does work.



Pete Leas



These are the toys that Pete never had growing up. An Amphicat ATV, Snowmobile, Go Kart, and Minibike. The Amphicat is from a Space 1999 kit for the Moonbuggy. The Snowmobile is from a truck kit as is the Go Kart [actually, several kits], and the Minibike is from a Dodge pickup truck.



Grant DeRue

Armand Miale forced Grant to finish his build of Art Martin's 1/72nd Sopwith Camel. It has *Aeromasters* decals. It received a 3rd place at BuffCon and was Grant's first aircraft to show at a contest.



The tank is part of Grant's cartoon tank collection that placed 3rd out of six entries at BuffCon. Next event is Amps for this collection.



Armand Miale



This is another Art Martin 1/72nd kit. This one is the Fiat CR32 and came in a bag with decals. It was the first biplane released by *Super Model*. The decals had yellowed so Armand put them in a south facing window for 1.5 weeks and the sun removed the yellowing. The model had no locating holes for the braces. The wing is not located per the prototype but did have proper placement for the ailerons. *Life Color Paints* were used and required many coats for opacity. *MRP Paints* [Mr. Paints] green did very well. Armand received a first place at BuffCon.



Phil Pucher

Phil needed a break from building the Panzerjäger-Triebwagen 51 diorama. This F-89C Scorpion was just the thing. The first all-weather jet in 1950. It had structural issues, was underpowered, and had the armament changed out. The aircraft was phased out in 1959.


The Revell kit went together well but the win to root was difficult as there was not enough mounting tab. It is an out of the box build except that the guns were replaced with metal tubing. Fill was with Green Squadron Putty. The decals were a question since this was a 1990 kit – only two broke but required some force to get off the sheet as well as *Solvaset*. Phil had fun with the masking and used *Humbrol* silver and *Model Master* Insignia Red. He also dry brushed the cockpit.



**Bill
Brackmann**



Bill was inspired by Jerry Rinaldi's Pocher Ducati 1299 Panigale R from last month and brought in his Pocher Ferrari F40. Bill runs into Armand at Wegmans quite frequently and Armand always tells him to build something. Bill purchased this Pocher kit in the 1990s. The new kits do not have the same quality as the old kits. The engine is from the kit and at one time could be purchased on its own.



Jerry Rinaldi

This is Monogram's P-47 and was the subject of a group build at Jerry's old club. The build was commissioned by *Tru Colors* who supplied the paint to show off their product which was selling at another table. The colors are olive drab with gray underneath.



Jerry Rinaldi


This is *Andrea Minatures* Pin-Up Girl playing golf. Jerry used pastels for the tones and hand painted. A semi-gloss was used as an overcoat. This view gives a nice shot of the hair and the different coloring used to give it depth.



**Bill
Scarborough**

The 1/32nd *Tamiya* Bird Cage Corsair. An out of the box build except for wiring. There are many options for this right from the kit and includes an in-flight display stand.



Donn Wells

Donn is moving away from Navy grays and to German camouflage colors. This is an *Airfix* F-84 Thunderstreak. It is a good kit with a bathtub cockpit with seat and details. Donn is having fun with paints. The yellow for full tanks from the late 1950's. There is also orange, aluminum, and of course camo. Donn wanted the canopy open. It is a unique canopy to this aircraft, and it opens upward and then back. A fun kit and now Donn is ready for navy gray after II.



Ken Brent



This is a 40 year old *Airfix* F-86. Very basic and marked for a fictitious squadron. The 40 and 30 year old decals Ken had did not hold together and had to be replaced. It took “tons” of nose weight. Painted with aerosol [rattle can] *Tamiya* paint.



Ken Brent

A new build of a 1968 Corvette roadster in Owens Corning Fiberglass sponsorship. Ken bought this at a contest for \$5. The patch is from the race team itself.



Roger Rouse



Roger likes mounted figures. This special Forces Afghanistan soldier was a bit pricey. Roger used Bob Smith's Industries odorless super glue he found at Millenium Games and it worked well. Roger does a set sand to remove gloss finish on the kit and to supply a texture (tooth) for adhesion. Award winner at BuffCon.



Roger Rouse The Union soldier and Indian Scout were 2nd place at BuffCon.



The Sioux family was also 2nd place at BuffCon

