

Announcements:

Next General Meeting Fairport at “The Church of the Assumption” 20 East Avenue, Fairport, 14450.

7:00 pm: August 7th, 2023, Second Monday. Meet and Greet starts 6:30 pm/

Build Nights: Thursdays Seabreeze Bill Gray’s 5:00 to 8:30 pm

Upcoming Contest and Shows [Check for events <https://calendar.ipmsusa3.org/all-events>]:

August

- **IPMS/USA National Convention** [<http://www.nats2023.com/>], August 2, 2023, hosted by Alamos Squadron, Embassy Suites and San Marcos Convention Center, 1001 East McCarty Lane, San Marcos, TX, 78666.

September

- **NNL Buffalo Model Car Show - Non-IPMS Show** [<https://fabresinworks.com/nnlbuffalo/>], September 10, 2023, hosted by NNL Buffalo, VFW Post 7545, 110 Elgin St, Tonawanda, NY, 14150.
- **PennCon2023** [<http://www.cenpennipms.com/>], September 16, 2023, hosted by Central Pennsylvania IPMS Chapter, US Army Heritage Center, 950 Soldiers Dr., Carlisle, PA, 17013.
- **SVASMCON 38** [<https://calendar.ipmsusa3.org/event/svasmcon-38>], September 16, 2023, hosted by IPMS Shenango Valley Scale Modelers Chapter, Shenango Valley V.F.W. Post # 1338, 439 East State St, Sharon, PA, 16146.
- **ROCON 41 Scale Model Show and Contest** [<http://ipmsrochester.org/>], September 17, 2023, hosted by IPMS Roc City Scale Modelers Chapter, Loyal Order of Moose Family Center #2290, 5375 West Henrietta Rd., Henrietta, NY, 14586.
- **2023 Toronto Model Car Show and Contest** [<https://ipmstoronto.com/events/group-25-model-car-and-slot-car-flea-market-2020/>] with theme of Convertibles based on their flyer touting Topless, September 30, 2023, hosted by Group25 Model Car Builders Club, Franklin Horner Community Centre, 432 Horner Avenue, Etobicoke, Ontario.

October

- **Patcon 2023** [<http://www.ipmspatriot.org/>], May 6, 2023, hosted by IPMS Patriot Chapter, Hudson Elks Lodge, 99 Park Street, Hudson, MA, 01749.
- **GraniteCon 30** [<http://www.granitestatemodelersclub.org/>], October 15, 2023, hosted by IPMS Granite State Modelers, Weare Middle School, 16 East Rd., Weare, NH, 03281.
- **Cincinnati Scale Modelers Contest & Swap Meet 2023** [<https://www.cincyipms.com/>], October 21, 2023, hosted by IPMS Cincinnati Scale Modelers Chapter, Tri-State Warbird Museum, 4021 Borman Drive, Batavia, OH, 45103.
- **SyrCon 35** [<https://www.ipmssyracuse.com/home>], October 22, 2023, hosted by IPMS Syracuse Chapter, American Legion, 5575 Legionnaire Drive, Cicero, NY, 13039.
- **HVHMG 2023** [<http://www.hvhmg.org/>], October 28, 2023, hosted by IPMS /Mid-Hudson Valley Historical Miniatures Guild Chapter, Poughkeepsie Elks Club Lodge, 29 Overocker Rd., 6 Essex Rd., POUGHKEEPSIE, NY, FM, 12601.

Upcoming Club Events

July 1 (June 24 Load in)-July 29 2023: Penfield Library Display, Baird Road, organized by Pete Leas. Three glass shelves of 40x40x11 inches. We have shown the range of modeling to encourage all skill levels, new to highly experienced, to look into joining our club. Models in display case to be removed on Saturday July 29th from 10-11 am.

August 6, 2023: NY Museum of Transportation interactive display with build tables for patrons on tours. Time is 10-4. Bring a lunch, fan, light as some areas have different lighting due to window tinting.

September 17, 2023: ROCON41. The club model contest at the Moose Lodge [see Upcoming Contest and Shows].

General Meeting:

Attendance: 20. Voting: 20. Guest: none

New Members: None.

Topics/Agenda for Next Meeting: Nose weights – Bill Scarbrough

President Comments – Ken Brent:



We have received a Thank You card from Dave Bailey of the Peel Scale Modelers for involvement with Torcan 2023 on May 27th. See June newsletter for contest report from Ken.

Millenium Games has moved to the Tops Plaza on Jefferson Road. Space is much larger and includes Gundam model kits as well as more figures and paints. Doug Farukhi reported they had very good prices.

Noreastcon: Looking for event locations has not been fruitful. Either the locations are too small or too costly. Going back to Batavia is about \$3500 with \$1,500 more for tables and no onsite food. The Airport Marriot Ballroom is 3300 sq.ft. for \$5000 and has not replied to inquiries. We have not called the Doubletree which has 5000 sq.ft. with the pool in the middle of the restaurant making a dinner and awards ceremony awkward. The RIT Inn/Conference center charges a fee of 22% of receipts with an additional cost for room of \$5500 and \$3600 for tables. Other places to check are MCC, and the Pinnacle in Victor. Our old location in Webster is too small.

John Trippe asked the club to acknowledge the amount of work the contest team has done to find a location as well as recognizing that we will not be hosting Noreastcon anytime soon. The members gave a round of applause for the team.

Website – Bill Gilman has been out of town. He will be updating the website when he returns.

Vice Presidents Comments – Cliff Wiley:



None

Treasurer Comments – Dave Schwab:



No report.

ROCON 41: Repeating June update.

Trophies ordered.

RAFFLE [Grant DeRue]: Changes to operation of the raffle based on experience at AMPS.


- Winning tickets will be crossed out in the winner's group of tickets to make it easier to find unplayed tickets. People often have a string of tickets from a single purchase, and it takes time for them to search the tickets and find possible winning tickets later in the day.
- There will be drawing times that are fixed so people will know when to show up for the drawing.
- 3:00pm is the end of Raffle with a final Raffle for the Special Items such as the large Titanic model and the air brush as well as others that Grant includes once he has the entire collection of prizes.

General Discussion:

Contest and Show Report: None

Member News: This is a new section of the minutes. I need to capture images of a few members and process them for the website.

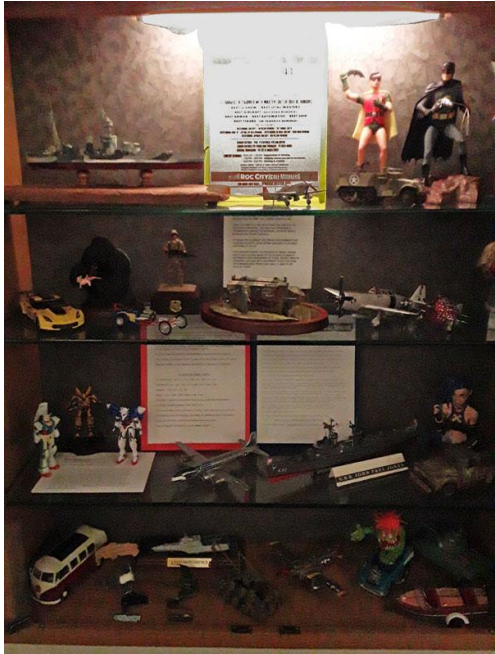
Jose Rivera Sr. obtained a wire, nail/pins artwork of a biplane with a rotary engine. Jose was told it was a Fokker, which would mean a DVI. It looks more like a Nieuport 28C [tail is incorrect for a Fokker DVI. Can anyone name the plane or is it a collection of several airplanes.




Public Display Opportunities:

NY Museum of Transportation: Upcoming August 6th.

Penfield Library Display – June 24 – July 29. Missing from images are Roger Rouse models. Presenting models: Ken Brent, Steve Coykendall, Jim Elam, Doug Farukhi, Pete Leas, Ron Levy, Armand Miale, Phil Pucher, and Jerry Rinaldi. Apologies if I have missed someone.



Full Case view



Top of Case



Middle of Case



Bottom of Case

Club Challenges and Group Builds:

Secret Santa [Grant DeRue]: Grant proposes the Secret Santa focus on a group build where the gift must be built in time for BuffCon so they can be entered and flood the table with RocCity entrants. He saw a group build at AMPS where the same chassis was used for the build. Something like a Panzer IV chassis being the common element providing all the variants built on that chassis. Grant is suggesting a \$20 limit on the kit [if possible].

SHOW AND TELL – Photos by Neil Farukhi.

Cliff Wiley




The Pershing represents a Marine tank from the Frozen Chosin battle of Korea. He has had four tries on the tracks as the original ones were horrible. Two aftermarket metal sets and finally settled on a set from China that was too narrow for the drive wheel. He had to section the drive wheel to make it narrower.



Cliff Wiley



The M16 Halftrack with quad mounted 50 caliber machine guns. The stowage and chain were extra items. Cliff likes halftracks because they can be loaded with stowage. This model had already been built by someone else and Cliff had to clean it up and replace items, so it now has a Tamiya chassis and Dragon body. He procured items from a woman who sells body and trees for modeling. A book on halftracks that Cliff got from Grant who originally got it from Phil Pucher was very helpful in rebuilding the halftrack.



Ken Brent



The USS Monitor from Verlinden in 1/200th scale. Ken used books for details as the instructions were very light with information. The ship is resin and metal. It took a lot of sanding to get the hull flat for a waterline display. The board for the display is from IKEA and originally was a cutting board which had a great shape to marry with this kit.

Ken painted with automotive dark gray primer that he buffed with nose oil. He followed that with dry brush rust, and paints from Citadel for the turret. The turret was set up to represent wooden planks inside on the walls which is not accurate so Ken corrected to overlapping steel plates. The parts were on very robust trees so required work to separate and clean up. The turret cover is actually a tent set above the turret on post. Ken replaced the plastic post with wire in accurate positions. The top had Vallejo paint followed by a Tamiya brow wash and then ship black wash to bring out details. The red water line was added before the ship was installed in the water.



Phil Pucher

Phil had a trio of tanks from his completed shelf. First is a Panzer IV L/70 Sd.Kfz. 162 Jagdpanzer.




Phil Pucher

Next is a JS2, also listed as IS2 Josef Stalin heavy tank



Phil Pucher


The final tank is an SU-122 self propelled howitzer with a 122 mm shell. To appreciate the prototype howitzer one needs to see a photo of the gun elevated to 26°.



Phil Pucher



Phil is working on a cutaway model of a Regelbau H677 gun casemate armed with the 8.8cm PaK 43/41 towed anti-tank gun from Normandy that fired along the beach. Phil drew up plans using drawings/illustrations and the finished 88 model. He will be using foam to construct the casemate which required a heated foam knife to cut the foam. The casemate has 2 meters of concrete. The casemate was captured by an assault from the rear.



Marty Snow



Warning, a Lindberg Kit. Marty picked up two of these Alien kits at a show for \$10 [current Amazon price is \$10 for one – yep, thinking of buying one]. To correct the body to what Marty wanted took an 8 piece kit and made it 30 pieces. It would be great to see a photo sequence to show what all had to be changed. Marty wanted this alien to match the description from Betty Andreasson’s drawings of the aliens she reported abducted her. Marty had to putty the head to reshape it. Adjust and shorten the arms. Redo the hands to make them more life like [kit hands are bland]. He used oils for paints which was a first time for a figure. The eyes were the hardest part, but a Vallejo gloss coat made it work.



Jerry Rinaldi

This is the 2nd edition of the Bride of Frankenstein as Jerry built the first one 12-15 years ago and gave it to a club member's granddaughter who liked the model. This time around Jerry upgraded the paint using rattle can, airbrush, and dry brushing as well as adding pastels.




Jerry Rinaldi



Jerry has started building Gundam kits starting with 30 minute missions. The Gundam, on the left, is 30MM eEXM-S01U Forestieri 01. Bumble Bee on the right is a Transformer, of course, from Trumpeter and follows the same idea as the Bandai Gundams such that both can be built without additional paint and no glue required. Jerry likes the relaxing approach where he does not have to design a paint scheme and get it on the model. He does find it difficult at times to attach the parts as they are designed for tight fit.



John Trippe


This Lockheed Vega is from Esci/Ertl for the Wiley Post around the world event. Per John it is a simple kit until John decided to make his like Amelia Earhart's. To do that John had to build the interior and cover the windows, with putty, as well as make seatbelts. He likes to build post biplane/pre-WWI aircraft in simple kits and amp them up. He used rattle can Italian Red and discovered there are lots of reds. Gold striping was done by John, and he painted the decal sheet with enamel paints. There was lots of polishing since this is a glossy aircraft. To make finishing easier, John put magnets on the wings and fuselage so it could be disassembled as needed. The final coat was Testors Clear. John encourages bashing, or Gunpla for those building Gundams, to make the subject you want.



Chris Boss



Chris brought in kits that are in work. The P51B is from KP Models from Ukraine. It is finely molded. Chris is building out of the box.



The P39N/Q is from Academy. It has a nice engine and a resin floor. It is getting closer to closing the fuselage halves.



Chris Boss

This kit is a Monte Carlo Super Stocker from Round 2/MPC. It is similar to cars from the 1970's that ran at Spencer Speedway. Interestingly the exhaust pipes go up and around the top and out the side rather than underneath. It is a nice kit.



Ken Brate

Ken has both historical and mythical figures. The first is historical and of Saladin Sultan of Egypt. This is a 1/16th bust from FER. Ken painted it with acrylics. It is a one piece bust except for the nose pice on the helmet.



Ken Brate



Next up are the mythical. First we have Odin, Ruler of Asgard in Norse Mythology followed by a Valkyrie. The bust is from NutsPlanet in 1/10th scale. Ken worked on flesh tones for this bust. He also used non-metallic metal painting techniques with is a new things in figures to control shadows using whites. Non-metallic metal painting is exactly what it sounds like in using paints without metal pieces to simulate metal surfaces. For example grays used to simulate silver.



Odin the Ruler of Asgard
1/10 Bust by NutsPlanet



Ken Brate



“The Choice”, a Valkyrie. The bust is from a new company Scale 75 and is a 75mm figure. It came in 2 pieces. Generally Ken breaks figures apart to paint but he followed a YouTube video showing finishing as one piece so he glued it together to try it out. Bad choice. Fortunately the back wing came off which gave him access to paint the figure.

