

Announcements:

Next General Meeting Fairport at “The Church of the Assumption” 20 East Avenue, Fairport, 14450.

7:00 pm: October 2nd, 2023, Second Monday. Meet and greet starts 6:30 pm/

Build Nights: Thursdays Seabreeze Bill Gray’s 5:00 to 8:30 pm

Upcoming Contest and Shows [Check for events <https://calendar.ipmsusa3.org/all-events>]:

September

- **NNL Buffalo Model Car Show - Non-IPMS Show** [<https://fabresinworks.com/nnlbuffalo/>], September 10, 2023, hosted by NNL Buffalo, VFW Post 7545, 110 Elgin St, Tonawanda, NY, 14150.
- **PennCon2023** [<http://www.cenpennipms.com/>], September 16, 2023, hosted by Central Pennsylvania IPMS Chapter, US Army Heritage Center, 950 Soldiers Dr., Carlisle, PA, 17013.
- **SVASMCON 38** [<https://calendar.ipmsusa3.org/event/svasmcon-38>], September 16, 2023, hosted by IPMS Shenango Valley Scale Modelers Chapter, Shenango Valley V.F.W. Post # 1338, 439 East State St, Sharon, PA, 16146.
- **ROCON 41 Scale Model Show and Contest** [<http://ipmsrochester.org/>], September 17, 2023, hosted by IPMS Roc City Scale Modelers Chapter, Loyal Order of Moose Family Center #2290, 5375 West Henrietta Rd., Henrietta, NY, 14586.
- **2023 Toronto Model Car Show and Contest** [<https://ipmstoronto.com/events/group-25-model-car-and-slot-car-flea-market-2020/>] with theme of Convertibles based on their flyer touting Topless, September 30, 2023, hosted by Group25 Model Car Builders Club, Franklin Horner Community Centre, 432 Horner Avenue, Etobicoke, Ontario.

October

- **Patcon 2023** [<http://www.ipmspatriot.org/>], May 6, 2023, hosted by IPMS Patriot Chapter, Hudson Elks Lodge, 99 Park Street, Hudson, MA, 01749.
- **GraniteCon 30** [<http://www.granitestatemodelersclub.org/>], October 15, 2023, hosted by IPMS Granite State Modelers, Weare Middle School, 16 East Rd., Weare, NH, 03281.
- **Cincinnati Scale Modelers Contest & Swap Meet 2023** [<https://www.cincyipms.com/>], October 21, 2023, hosted by IPMS Cincinnati Scale Modelers Chapter, Tri-State Warbird Museum, 4021 Borman Drive, Batavia, OH, 45103.
- **SyrCon 35** [<https://www.ipmssyracuse.com/home>], October 22, 2023, hosted by IPMS Syracuse Chapter, American Legion, 5575 Legionnaire Drive, Cicero, NY, 13039.
- **HVHMG 2023** [<http://www.hvhmg.org/>], October 28, 2023, hosted by IPMS /Mid-Hudson Valley Historical Miniatures Guild Chapter, Poughkeepsie Elks Club Lodge, 29 Overocker Rd., 6 Essex Rd., POUGHKEEPSIE, NY, FM, 12601.

Upcoming Club Events

September 17, 2023: ROCON 41. The club model contest at the Moose Lodge [see Upcoming Contest and Shows].

General Meeting:

Attendance: 20. Voting: 20. Guest: none
New Members: Johns Asmer

Topics/Agenda for Next Meeting:

President Comments – Ken Brent:



See ROCON 41.

Vice Presidents Comments – Cliff Wiley:



None

Treasurer Comments – Dave Schwab:



Checking account \$. Remove before public publishing.

ROCON 41 – September 17, 2023 [Ken Brent]:

- Open for set up at 8:00 am. Vendors at 9:00 am – may start earlier as Cliff Wiley defines. Cliff is running the vendor area.
- Vendors and General attendees will have multi-colored arm bands. Contestants will have solid color.
- Contest registration starts at 10:00 am downstairs. No pre-registration. Members will set up models first in the contest room.
- Food available downstairs with lunch starting at 11:00 for a nominal fee. New bar tender and food staff with hope that it will run smoother and faster. Bar is available and may have tickets for purchase. Eating area is downstairs.
- Judging starts 1:30 with room open to non-contestants [multi-colored arm bands].
- Awards 4:00 to 4:30.
- Clean up 4:30 till complete.
- Contest Show will be on second floor.

- Raffle will be upstairs. Considering set up in the side bar on the second floor.
 - Raffle will end at 3:00 pm with raffle of special items. Special item raffle will be first ticket winner to select the item they want and each succeeding winner to select from remainder in order ticket is drawn. If NOT present when ticket is drawn, another ticket will be drawn and get to pick.
 - General Raffle will have winning tickets crossed out in the winner's group of tickets to make it easier to find un-played tickets [will need markers or pens]. People often have a string of tickets from a single purchase, and it takes time for them to search the tickets and find possible winning tickets later in the day.
 - There will be drawing times that are fixed so people will know when to show up for the drawing. There will NOT be shuttling of numbers out to vendor area although upon request a photo of the numbers can be texted.
 - THERE WILL BE NO NEGOTIATING, BEGGING, PESTERING, OR GRIPPING AT THE RAFFLE PERSONEL FOR A DIFFERENT MODEL KIT. People doing so may be asked to leave the raffle area. **We are at risk of losing our Raffle leader** so please help protect him – this has been a wide problem with many attendees.
- Vendor tables outside under pavilion. There is a barrier for the wind if needed. We have 12 vendor tables sold as of this meeting along with two sponsors. Need a couple of people to set up tables for vendors.
- We are responsible for set up and tear down/restoration to as received condition as well as cleaning. This year we have not been asked to pay a holding fee for clean up since we have done so well in the past. We need to keep it up to maintain our reputation.
- Set up details in order of execution:
 - Contest room is first and then vendor area.
 - Vacate chairs first.
 - Ken Brent will have map for set up. There are more rectangular tables now so we may not need to move them. Should be limited round tables.
 - Grant De Rue has leg extension. Junior categories will not have leg extensions on the tables.
 - Ken has tablecloths for tables and those go on after legs and arrangement of tables.
 - Assist vendor area and raffle area. Grant De Rue running raffle and will determine needs based on set up location.
- We have the same categories as before.
- We can split categories if necessary as we should have enough medallions. We will also use medallions from any open categories if needed.
- No sweeps are allowed.
- Ken Brent is Head Judge and running the Cars and Ships categories. We need judges for all categories – expecting help from Buffalo and Syracuse. There will be no picking up of models by anyone but Chief Judge or category head judge. Entrant names should not be viewed by judges.
- New trophy, The Flaming Cheeto, for Outstanding Creativity in honor of Jim Incavo.
- Bring your Art Martin tribute builds for the friendly club competition. Your form will get a dot when you register to designate as part of the tribute.

Ken Brent has now joined the Moose Lodge for \$40 so the cost is down to \$150 from \$500 last year.

Cost for this year's show are up:

- Medallions up \$2/each.
- Table cloths – Michaels using 20% off coupon are still up.
- Printing cost up.
- Generally seeing a 20% rise in cost.

Looking at other options for show location. MCC Gym is possibly free if we can tie in with a Professor. Students would get in for free. Currently at talking stage. Other areas we are looking at are smaller and more expensive than the Moose Lodge. The Marriott is \$5k/day. We have learned there is a Hospitality Group that will look for local venues for free and we are engaging with them. The Moose Lodge has location and cost advantage in exchange for outside vendor area and two story layout that creates some access issues.

Ken did a Podcast with Bruce Hall talking about ROCON, the history of the club, modeling autos, and Gunpla among topics.

General Discussion:

Contest and Show Report: None.

Member News: This is a new section of the minutes.

Passing of Don Yost [Ken Brent]: While Don was not a member of the club, he did interact with members. He was known as the #1 car painter and an ardent supporter of enamel paints. He was working on a line of enamels for Testors but that was cancelled when Testors was bought out and temporarily left the model world. He passed suddenly from Brain Cancer.

Don became enamored with enamels during his time in the Army. He was assigned to paint a jeep for a dignitary visit schedule for the next day which presented a timing issue. He mixed lacquer thinner and enamels for the paint and the jeep was ready and looking beautiful the next day. From here Don worked on model cars and was often involved in discussions in the publications like Scale Auto about the best paints to use. Don's clear coats were as thick as syrup.

Ken, Bruce Hall, and John Snyder [out of Buffalo] came to know Don as he lived in New Jersey. As a tribute for Don in New Jersey, Ken modified an Ollie's store Ollie Bobblehead to look like Don. Ken added a little airbrush and compressor. Don loved it and it is still his greeting picture on his Facebook page.

Public Display Opportunities: None Scheduled.

Club Challenges and Group Builds: None Scheduled.

SHOW AND TELL – Photos by Neil Farukhi.

**Steve
Coykendall**



Yes, Figure Steve is doing Meng Toon tanks. Alan gave him the Tiger tank for his birthday. Their younger brother was not happy there were no US tanks in their collection, so Steve went searching and found a Sherman.

The Sherman is much smaller than the Tiger [check the number of wheels and tread shape in the photos to get an idea of the size difference]. The Sherman, while smaller, was harder to build than the Tiger. The aerial broke off and went AWOL. Steve is still tweaking the colors as the rust washes are more bronze looking than rust depending on the lighting.



Jerry Rinaldi

This is Jerry's Mummy from Polar Lights. Polar Lights is bringing back horror and monster figures from Science Fiction. Jerry had fun putting it together. He used an air brush, standard brush, and dry brush for the painting. It was a change of pace and enjoyable.





Jerry Rinaldi Detail shots of the model. Nice toenails.



Ken Brate




This is the 1975 BMW 3.5 CSL World Championship of Makes at Watkins Glen in 1976. The car was driven by Dieter Quester, Ronnie Peterson. European sponsorship was by Gösser Beer of Austria. Ken was at the race working in Race Communications Association as a SCCA Corner Worker and saw that the car has been remarked for this US race to sponsorship by NORML, The National Organization for the Reform of Marijuana Laws. Ken wanted to redo the markings on the kit to NORML. This has been a 20 year project. At one point Ken had worked on decals on an ALPS printer, no longer made, which was the only printer that could print white. The final image are the decals in work with photos from the race. Clear markings can be seen at <https://www.raceland.eu/BMW-3.5-CSL-Schnitzer-G%C3%B6sser-Norml-5-6H-Watkins-Glen-1976-3>



Phil Pucher



Phil is working on a PBJ Mitchell which is the B-25 used by the US Marines in WWII. The kit is from Accurate Miniatures. Phil used two 500 lb bombs from a Monogram kit to make the radar nose and then found a resin version. The waist positions were a filed modification from a B-25 kit. The tail turret has a scratch built ammo belt. The build is also using P-61 parts. The entire aircraft is Sea Blue.



Phil Pucher



Chris Boss




This AMT Chevy Cameo pick up has a scratch built stake bed made from plastic and coffee stirrer sticks. Chris wanted to do a rusty old vehicle and this is his first attempt that looks pretty good and is not overdone. By that, I mean, it shows rust while still looking plausible to be a current work truck in strong condition. He is building for a friend.




Chris Boss



An Airfix or Revell Spitfire MK V as an American Spitfire. Chris did tri-color camo in the standard British Brown, sand, and dark green. The underside is Azure Blue. The propellor is a Prop Blur photo etch [<https://www.propblur.com/store/c15/MiscPE>] item from John Trippe. It is suggested to freeze these first and then cut from the sprue. Chris wanted a dramatic action pose which he achieved. This aircraft could be pursuing a foe or rolling into a dive. Phil P. likes the angle of the mounting.




John Trippe




John is working on a car tribute to his father. The two of them would go to the fairground stock car races on Friday nights. His uncle worked at the races. Ken Brent gave John the AMT 1939/1940 Ford kit. John has cut wheel wells and added roll bars, chains on the hood, and welded the doors.




John Trippe



John brought in his wintertime projects. The Box Scale, 1/100th, Thermopylae is the larger project. John is trying something new by filling some of the hull with Plaster of Paris to add ballast to keep it upright while working on it.



John Trippe

The 1/350th Cutty Sark is a simple kit from Japan. The rigging for the kit is inaccurate so John is fixing it. John removed the plastic ratlines and created new ones from thread by unwinding triple line thread to get the correct size and then using a loom needle he made from a toothpick to weave the ratline with the individual threads – in work ratline on middle mast. Black colored superglue was used to simulate the ratline knots. He uses the HMS Warrior as the template for ratlines. The sails are Kleenex tissue yellowed with diluted white glue. Some sails may be furled when complete. John makes his own bunting [flags].

John enjoys building hulls. Copper rattle can paint was used for the copper hull. There is no bow spirit yet.



Ken Brent



The CSS Nashville from Verlinden in Resin. There are several of this style ironclad in the family according to a book Ken picked up at Ollies on Ironclads. Each one is a little different. Building these Verlinden kits requires a bit of research and educated guess work to figure the assembly out from the parts.



Ken built paddle wheel parts for the housing. As originally proposed before the prototype was built, the paddles were to be iron structures. Actually, they were wood. The funnel in the photo above and below has jewelry wire for the supports.



Ken Brent



Ken followed the same approach he used on the USS Monitor to weather the ship and use nose oil on the automotive black for the sheen. Rust was lightly dry brushed onto the ship. The gun bay doors are all separate and difficult to sand to the same size. The guns fit well but Ken needed to represent the cables for the gun doors on his own.



The lifeboats needed a lot of work. Ken added the davits to hold the boats with jewelry wire and plastic. Design was from a book. The oars were carved from toothpicks.

