

Announcements:

Next General Meeting Fairport at “The Church of the Assumption” 20 East Avenue, Fairport, 14450.

7:00 pm: November 6th, 2023, Second Monday. Meet and greet starts 6:30 pm/

Build Nights: Thursdays Seabreeze Bill Gray’s 5:00 to 8:30 pm

Upcoming Contest and Shows [Check for events <https://calendar.ipmsusa3.org/all-events>]:

October

- **Patcon 2023** [<http://www.ipmspatriot.org/>], May 6, 2023, hosted by IPMS Patriot Chapter, Hudson Elks Lodge, 99 Park Street, Hudson, MA, 01749.
- **GraniteCon 30** [<http://www.granitestatemodelersclub.org/>], October 15, 2023, hosted by IPMS Granite State Modelers, Weare Middle School, 16 East Rd., Weare, NH, 03281.
- **Cincinnati Scale Modelers Contest & Swap Meet 2023** [<https://www.cincyipms.com/>], October 21, 2023, hosted by IPMS Cincinnati Scale Modelers Chapter, Tri-State Warbird Museum, 4021 Borman Drive, Batavia, OH, 45103.
- **SyrCon 35** [<https://www.ipmssyracuse.com/home>], October 22, 2023, hosted by IPMS Syracuse Chapter, American Legion, 5575 Legionnaire Drive, Cicero, NY, 13039.
- **HVHMG 2023** [<http://www.hvhmg.org/>], October 28, 2023, hosted by IPMS /Mid-Hudson Valley Historical Miniatures Guild Chapter, Poughkeepsie Elks Club Lodge, 29 Overocker Rd., 6 Essex Rd., POUGHKEEPSIE, NY, FM, 12601.

November

- **BAYCON 2023** [<http://www.ipmsbaycolony.com/baycon/>], November 5, 2023, hosted by IPMS Bay Colony Historical Modelers, Elks Lodge, 1077 Pond Street, Franklin, MA, 02038.
- **Cleveland Model Show 26** [<http://www.clevelandmodelshow.org/>], November 5, 2023, hosted by IPMS Western Reserve & John H Glenn Chapters, Kirtland School Complex, 9150 Chillicothe Rd. (Rt. 306), Kirtland, OH, 44094.
- **Long Island Auto Replica Society ModelCar Challenge** [<https://www.liarsmodelcarbuilders.com/>], hosted by Long Island Auto Replica Society, Freeport Recreation Center, 130 E Merrick Road, Freeport, NY, 11520.
- **Bunkermania 2023** [<https://www.facebook.com/events/848598339763162?ref=newsfeed>], hosted by IPMS The Bunker Club, 1050 Clyde Road, New Florence, PA, 15944.

Upcoming Club Events

October 28, 2023: Macedon Library Display load in for November, 10-12 am.

General Meeting:

Attendance: 31. Voting: 20.

Guest: none

New Members: None

Topics/Agenda for Next Meeting: TBD

President Comments – Ken Brent:



See ROCON 41 Summary.

Vice Presidents Comments – Cliff Wiley:



None

Treasurer Comments – Dave Schwab:



Checking account \$ Remove before public publishing.

Dues are due. \$20.

ROCON 41 – September 17, 2023 [Ken Brent]: Fantastic Show!!! Set up and take down went great.

Thanks to the club for the great show. Pizza in celebration of the contest.

- Moose Lodge bill, \$350, paid which is 50% off what it would be if Ken were not a member. The charge des vary based on number of areas/rooms used such as the Pavilion.
- Food service – unfortunately the food staff was at a conference, so they were understaffed.
- The elevator will be repaired. This has been a big problem for several years and wheelchair riders could not attend.
- People wanted to start before 10 am and we were able to start early. Unfortunately, one spectator came in at 10 and was dissatisfied that nothing was up to see. We might need to suggest in our fliers and ads a good time to come as a spectator so that does not happen again.
- Trophies were up 15% from last year.
- The Raffle did very well, and donated kits were up. We also benefited from kits gifted to Irondequoit Library. Steve Smith sold the kits as \$5 for not started, \$3 for started but not complete, and \$2 for the others at his table for the club.
- We had fewer sponsors. We heard nothing from Millenium Games. Possible their moved to a new location caused distraction. Next year Ken will speak to the manager to get sponsorship for Gunpla and Game Figures.

For Next Year:

- We will look at redoing the categories to add some new ones, group some, and review scales and trends. There is a suggestion to move soft armor to one category. We can always split categories on contest day if we have a lot of entrants.
- Looking at other venues for ease of egress. The stairs and second floor do pose issues for some and with the elevator out of order this is much worse.
 - Ken has square footage needs defined for this search.
 - A place that supplies the tables is best.
 - Ken is checking on Roberts Wesleyan.
- We will move some purchases ahead to avoid rising prices. One item is medallions. It was unanimous to purchase now as our inventory is short – we only have 40 in stock.
- Some of asked about donating their previous winning medallions back to the club for reuse since they have so many over the years. This is acceptable and welcome. Ken encourages to make note that you won, what won, and what category won so you don't repeat the entry at a contest.





General Discussion:

Contest and Show Report: None

Member News:

Marty Snow: Marty has been using Super Clean, available at Walmart, to strip paints. Requires gloves and goggles. He used it on his resin Martian War Machine. Wash with soap and water and a toothbrush. It will attack super glue but does not damage colored plastic. Next up is a 1963 Aurora Mummy he picked up and wants to restore. Simple Green also strips the acrylic paints without attacking the super glue.

Public Display Opportunities:


Macedon Public Library [Ken Brate]: The library is excited for our display. It is located on Route 31. Load-in is October 28th from 10-12 am for the month of November. Pick up is December 2nd. The case is 69 inches wide, 45 inches tall, and the shelves are 5 – 5.5 inches deep. There are two shelves installed and one more that can be installed. We are looking for display items which cover the range of modeling genres and skill levels. Easy to read write ups are needed. The goal is to encourage new modelers to start and lower the perceived barriers.

Club Challenges and Group Builds: None scheduled

SHOW AND TELL – Photos by Neil Farukhi.


Ron Levy

This is Ron's BB64 USS Wisconsin in Box Scale at 1/540th. The decals are good. Still needs rigging. Revell kit from the mid-1970's.



Scott Baroody

From Black Heart Enterprises is this 1:1 wall hanging of Bela Lugosi as Count Dracula. It is a resin kit. Right now, it is a work in progress. Scott has used an airbrush for paint along with chalk to work out the tones and coloring. Compare the images to see how lighting and shading change the depth and intensity.



Jerry Rinaldi

These are from Phoenix Models from England in the 1980's. Jerry was told back then that the hardest thing to do in paint is flesh tones so he went about developing technique. These are metal figures, filed down to be perfect surfaces. He hand painted with acrylics and oils, with shading done with chalk and pastel dusting. The dusting can be removed with water if the shadows are not right.



Marty Snow



Tiny Armor. First is a Sinai Sherman from Sherman Super Group 1. It has a resin hull and gun combined with a Trumpeter Easy 8 chassis. Marty back dated and covered with stowage. It also has 3D printed Jerry Cans. The barbed wire is photo etch and a bit sharp.



Marty Snow

Tiny Armor. Now we have a Type 95 French tank form 1946 in Indo-China. Marty has updated the base from the previous time he brought it in.



Phil Pucher



The H-20G Havoc from HK Models in 1/32nd scale. Phil says the fit is excellent. The engine is beautiful. The locating tabs are set up to only go on one way for accurate assembly. Lots of detail and even the wheel wells have great detail. Phil added Zotz decals from Sprue Brothers. He will have to mask for the Stars and Bars. The instructions diagrams are big with pictures. Good instructions. There are detail sets available but they are not needed with the detail that comes native with the kit.



Tom Darcangelo





This is from Buff Con and seems like 20 years of build nights have gone into it. It is a 1940 Ford Pickup that has required shortening and lengthening of parts of the frame for the engine. The rear end was shortened. The fenders show the start of the frenched headlights rather than the pedestal lights of the factory release. Tom is making this into a true hotrod.



Ken Brate

A set of McLarens. First up is the M6A Can Am from 1967 and is kit from Marsh Models. Powered by a Chevrolet engine. This is a 1/43rd scale model.



Ken Brate



A set of McLarens. Nex is the M20 from 1972 that raced the Porsche 917/10 at Watkins Glen. I, editor, was at that race. The prototype made its debut at Mosport early in the season. It is also powered by a Chevrolet engine. This is a 1/43rd scale model from Marsh Models. Design changes from 1967 to 1972 are evident and involve radiator changes.



Ken Brate

Now we have a 1969 P612 Ferrari in Can Am setup. Also a 1/43rd scale kit.



Ken Brent



Ken is working on an Italeri X35 which is the proposal prototype for the Joint Strike Fighter Competition. It is 1/72nd scale. Ken has been working on this at build nights. He uses muffin containers and baggies to carry parts to clean up. Ken has also been using the various marking systems he has shown at the How To demonstration. The engine nozzle is a Molotow chrome marker as is the engine bay. He has also used masking and Revell Chrome Spray, which is really good but takes three weeks to cure or it picks up finger prints.



Roger Rouse

A reissue from Tamiya. The original issue was the mid-1970's. The Soviet KV-1. It uses new generation plastic and individual track links. The KV-1 is a 1940-41 heavy tank. Roger is using Vallejo Acrylics. He likes the sag in the tracks for the heavy feeling to match the mass of the tank. Roger's goal is Sycon on October 22nd.

