

Announcements:

Next General Meeting Fairport at “The Church of the Assumption” 20 East Avenue, Fairport, 14450.

7:00 pm: March 4th, 2023, Second Monday. Meet and greet starts 6:30 pm.

Build Nights: Thursdays Seabreeze Bill Gray’s 5:00 to 8:30 pm

Upcoming Contest and Shows [Check for events <https://calendar.ipmsusa3.org/all-events>]:

March

- **TRIcon 2024** [<https://threeriversipms.blogspot.com/>], March 9, 2024, hosted by IPMS Three Rivers Chapter, A.W. Beattie Career Center 9600 Babcock Blvd, Allison Park, PA, 15101.
- **WrightCon 2024** – Region IV Convention [<https://www.ipmsdayton.com/>], March 23, 2024, hosted by IPMS - Wright Field Scale Modelers Chapter, University of Dayton - Daniel J. Curran Plance, 1700 S. Patterson Blvd, Dayton, OH 45479
- **Noreastcon52** [<https://www.lisms-ipms.org/noreastcon-52-march-23-2024/>], March 23, 2024, hosted by IPMS Long Island Scale Modelers Society, Freeport Recreation Center, 130 E. Merrick Road, Freeport, NY, 11520.
- **Heritagecon 16** [<https://www.heritagecon.com/index.html>], March 24, 2024, hosted by IPMS Hamilton Modellers Club, Canadian Warplane Heritage Museum, 9280 Airport Rd, Mount Hope, Ontario LOR 1W0, Canada.

April

- **MosquitoCon** [<http://www.njipms.org/>], April 6, 2024, hosted by IPMS New Jersey Chapter, Wayne PAL, 1 PAL Drive, Wayne, NJ, 07470.
- **BuffCon 38** [<http://ipmsniagarafrontier.com/Bufcon2023/index.html>], April 7, 2024, hosted by IPMS Niagara Frontier Chapter, Justin & Columbus Hall, 2735 Union Rd., Cheektowaga, NY, 14227.
- **Valleycon 33** [<http://www.wvmodelclub.org/>], April 7, 2024, hosted by IPMS Wings & Wheels Modelers Chapter, Knights of Columbus 460 Granby Rd, Chicopee, MA, 01020.
- **AMPS 2024 International Convention** [<https://www.amps-armor.org/SiteMain/Main.aspx>], April 11 – 13, 2024, Century Center, 120 Doctor M.L.K. Jr Blvd, South Bend, IN 46601.
- **DowneastCon 2024** [<https://ipmsusa.org/chapter/ipmssouthern-maine-scale-modelers>], April 14, 2024, hosted by IPMS Southern Maine Scale Modelers Chapter Sanford Memorial Gym, 678 Main Street, Sanford, ME 04106.
- **Model Con 419** [<https://markathy.wixsite.com/model-con-419>], April 20, 2024, hosted by IPMS Fremont Kitbashers Chapter, Quality Inn Perrysburg, 10621 Fremont Pike, Perrysburg, OH 43551
- **CAN/AM Con '24** [<https://ipmsusa.org/chapter/ipmschamplain-valley>], April 20, 2024, hosted by IPMS Champlain Valley Chapter, Williston Armory, 7846 Williston Road, Williston, VT 05445.

May

- **NorthshoreCon 2024** [<https://northshorescalemodelers.org/>], May 18, 2024, hosted by IPMS Northshore Scale Modelers Chapter, Knights of Columbus 96 Main Street, Peabody, MA, 01960.

Upcoming Club Events

None.

General Meeting:

Attendance: 24. Voting: 24. Guest: None

New Members: Mike Sprague – Macedon. Builds mainly cars and likes Science Fiction and Figures.

Topics/Agenda for Next Meeting: More on Judging (Ken Brent)

President Comments – Ken Brent:



Henrietta has a new venue in work as the town is restoring the Church of the Good Shepard, purchased from the Rush Henrietta School district in 2019, to a Community Theater, possible polling space, and an event rental space. Town is hoping rental will be available in summer 2024. Ken will investigate as possible Rocon space since it is being updated and ADA compliant [removing multi-level stage] along with a kitchen. See www.rochesterfirst.com/development/old-church-in-henrietta-to-get-new-life-as-community-theater-rental-space/ .

Western New York Toy Show, also known as the Vintage Toy Show, has moved to the Tim Horton’s Iceplex, formerly Bill Gray’s Iceplex, on MCC Campus. Show is April 27, 2024. Interesting move given event rental cost.

Bill Gray’s at Sea Breeze is happy to have the club every Thursday for build nights in the “fish bowl” (party room). The club represents a consistent level of business for the location. This is the same night as Trivia night in the Tap Room.

Vice Presidents Comments – Cliff Wiley:



None.

Treasurer Comments – Dave Schwab:



Checking account \$ Remove before public publishing.

Contest Sponsorship. We have been sponsoring a category trophy at Buff Con for years and they reciprocate. We also have been sponsoring a trophy at Nationals.

Motion: Sponsor Nationals Trophy at \$90. Vote: Unanimous

Motion: Sponsor Buff Con trophy at two trophies for \$50. We will request Best of Category. Vote: Unanimous.

General Discussion:



Contest Space for Rocon and Noreastcon [Ken Brent]:

- New event rental may be available in Henrietta – see president’s comments.
- Still waiting to hear from Roberts Wesleyan.



ROCON 42 [Ken Brent]:

There is possibly a conflict with the Torcan contest in Toronto on September 21st as Peel Scale Modelers has a venue conflict. Possibility of moving our contest up a week. As of date of printing this newsletter, 3/2/24, it appears Peel Scale Modelers has scheduled the show in a new venue and on September 14th, 2024. <https://www.facebook.com/TorcanModelShow/>. There may not be a conflict.

Contest and Show Report: None.

Judging – What are judges looking for? This month’s discussion on ship judging will be included in a separate write-up of all the judging topics.

Member News:

Patsy Schwab: Good wishes to Patsy Schwab who is recovering from major surgery. Get well Patsy.



Alan and Steve Coykendall: Condolences on the recent passing of your father Jack Coykendall, age 90.



Mike Sullivan: Welcome back to actual attendance at meetings after your long recovery from sepsis.



Need to capture a photo of Mike.

Public Display Opportunities: None.

Club Challenges and Group Builds:



2024 Space and Sci-Fi Group Build for April and Buffcon suggested by Grant DeRue.

Rules:

- It must be able to travel through space. Think Star Trek, Star Wars, Gunpla, Real Space, and other space related subjects (Space Balls?).
- Gunpla builds must be able to travel in space.
- For popular series like Star Wars, Star Trek, and others, we will accept figures from these series that travel in the ships (think Barfolomew).
- For now, the deadline is the April ROC City business meeting (to populate Buffcon tables), but we can push the date to later - we're flexible.
- The kit must be started after 1/1/2023.

If you are going to do this, Grant has stated in a comment: "If you want to be all official, post your build subjects here [Facebook] to start your projects." For those not using Facebook, send an email.

SHOW AND TELL – Photos by Neil Farukhi.

Alan and Steve Coykendall



Alan and Steve brought in a photo of their father Jack, with younger brother Kevin in foreground, building a model. Jack was an avid modeler that Alan and Steve emulate. Jack built the models for fun and focused on autos and aircraft. Fords were his favorite. He built a Ford model in the year of their birth for each member of the family, from his mother to his last grandchild. He built his models because they were fun and did not show them. They were all hand painted as he had no airbrush. The cars were on display throughout the house and the aircraft in the bedroom. While Jack built the models, he always had an open bag or Oreos which may have also helped keep his children nearby to watch him.

Jack's favorite Ford was a 1954. The model below is a 1953, the closest that could be found, and in his favorite Ford color. Alan and Steve did not mention when he built this model. They also brought in a 1/48th P51D Mustang.



Ken Brent

Ken's Blue Mustang is resin and not a correct shade of blue.



Ken Brent



This red mustang is 40 years old, resin, and does have a correct shade of red. The hood had an unusual warp that Ken has fixed using brass rods to cut grooves to relax the warp and then bend back to correct position, but the brittle resin broke. The model was painted by professional auto painter, so Ken looked for matching paint to repaint the hood. Signal Flare Red from Model Car Works, MCW, is a match. The velocity stacks on the engine are electrical ferrules. This Mustang has a warped chassis, so it teeters the roll cage which is not installed.



Pete Leas



70 years ago this year the first Monogram kit was released in maroon plastic of the Midget Racer. This kit is from Atlantis who must have cleaned up the molds but left the 1954 copyright engraving. Pete is replacing the thick windshield with a thin one which will be a challenge to attach to the curved surface.




Phil Wright



Phil built the 1/700th *USS Intrepid*, CV11, by Trumpeter for a friend who served on it. It has lots of detail across 18 sprues and photoetch. Fortunately, one can purchase replacement sprues on by one if needed since these are all small parts. There is one auto part used for a radar to replace a lost one to the carpet monster. Phil used super glue and had debonder on hand which is a necessary precaution. The model was painted with True Color, which can be thinned with lacquer thinner, and AK Interactive using his new Harder and Steenbeck Airbrush. He found the paints would stick to photoetch with or without primer.

The colors are from the *Intrepid* Museum in NY Harbor where she is berthed. The ship has 20mm and 5-inch guns and 8 or 9 radar units. She served from WWII through the Apollo programs.

To Boat Steve from Phil – see we do have ship models.



Marty Snow



Dave Gregory presented Marty Snow with a challenge as witnessed by Bob Bond – do something with war game tanks. Marty took up the challenge and we have this display in a baseball display case. Yep, a little more than 3 inches wide per side. Inside is a lend lease Matilda III, likely from Zvezda, and what looks like a Sd Kfz 251-1 Ausf A Halftrack, likely from Flames of War. Not easy to photograph in the display case. This will be a retirement gift to Dave Gregory.



Marty Snow



Cliff Wiley




Cliff's MX2001 Crusader Self Propelled gun is from I♥Kit (I Love Kit), which is affiliated with Trumpeter through the parent company YaTai Electric Appliances Co.,Ltd. The big gun went together nicely and now has after market tracks. Cliff had to remove the drive sprocket for the tracks which is a usual activity. Until this prototype was built the German Panzerhaubitze 2000 was the best available. The Crusader could scout and shoot at 10-12 projectiles per minute to 40 km down range. The crew was entirely sealed in and drove the gun via cameras. The problem with the Crusader was both cost, very expensive, and weight as the gun and its support vehicle could not be carried in a C5A to the battle field. The program was cancelled.



Cliff Wiley



Cliff's loves storage so he builds a lot of halftracks because they can carry stowage. Here is Academy's M79 Priest with Legend Productions Stowage. Cliff – where is the kitchen sink?



Armand Miale

Here we have a 1/48th GasPatch Models Henschel Hs123. GasPatch Models is in Kallithea Greece. This is Armand's first biplane. The top wing is in camo using Tamiya colors mixed to match the German aircraft flown in Russia. This was a fun build. The kit itself is injection molded. Armand has the GasPatch Me 163 in mind as a build.



Phil Pucher

Phil said he was going bigger so what's better than the big guns from a big battleship, *INJ Yamato*. Phil was kind enough to prepare a sheet of talking points and gave them to me to help with details for the newsletter.


This is a Takom in in 1/35th and molded in gray plastic. These 15.5 cm guns were originally on Mogami class cruiser and were moved to *Yamato* and *Musashi* battleships as secondary guns (forward, 2 midship, and aft) when the Mogamis were up gunned. It has precise fits with tabs for the space armor a tight fit to underlying turret and little filling or sanding. The guns can be assembled in 1 of 2 positions but are not movable. The turret can also be built in two different versions although the difference for the two version is not explained. Phil suggested the difference could be due to two unique battleship installations between *Musashi* and *Yamato*.

Phil left off the stanchions and guide chains until after painting (rattle can, due to size). It is done in pristine condition because the *Yamato* saw little action. Gray pastels were used to break up the monotone.

"The kit was a relatively easy build. The guide chains were a pain to install, because I had to cut links to connect the chains to the stanchions." The chains got easier as more were done. Phil recommends the kit [ed. Takom also has the guns from the *Bismarck* – these look like nice kits]




Phil Pucher



Jerry Rinaldi

King Kong is a resin kit with Fay Wray in metal.



Jerry Rinaldi


Andrea Miniatures Lone Ranger in Metal with resin rocks. Andrea has a wide range of genres. The saddle has many little silver dots which were all done with a brush and silver paint.




Roger Rouse



The 1/48th Tamiya Phantom II in *Sundowners* markings. There are lots of beautiful decals, even on the missiles. There are 50 decals on the bottom of the aircraft. Roger is following the painting for the *Sundowners* who repainted their aircraft on the deck of the carrier after delivery. It is a nice kit, and the pilots are good for a separate display. Roger is adding aftermarket photoetch.




John Trippe

The 1971 and late 1960 Revell 1/96th Clipper *Thermopylae*. It can be challenging due to the old, brittle plastic. John has improved the details using the plastic ratlines as template to braid his own. The hull and masts are from the kit while all else is replaced. The sails are handkerchief fabric from Michaels and stiffened with Modge Podge and no stain, so they look regal. The deadeyes are scratch built and follow the naval convention of black coloring to hold the line in place and blonde are moving with the line. The life raft insides were scratch built. Copper plated hulls came into vogue about 1760 to stop wood worms in the southern waters. The sail spars are wood rather than kit plastic which can warp, especially with the weight of fabric sails.

Thermopylae was a merchant ship hauling goods around the Cape Horn at the tip of South America. Closer images follow and can be zoomed to see details with apologies for areas out of focus.



John Trippe



Mike Sullivan



Mike is now out and about in the world after an 18 month recovery from Sepsis. His time away from building allowed him to acquire a 1/32nd Minicraft Zero and after market parts. This makes it a much bigger build than just a kit BUT he wants to get started building again.



Mike found a B17 wooden recognition model from the WWII era and purchased it. He has repaired it. These were 1/72nd sized aircraft carved from wood, often by kids. They were used for pilot, anti-aircraft gunnery, spotter, and civilian training for quick identification. Turns out god's scale [per Bill G. and Chris B.] is the correct size to represent an aircraft at a critical distance for gunnery and pilot training. There was also 1/432nd scale to fit in a pocket to carry for quick review in the field which would be good for spotters or gunners.



Jose Riveria Sr.



The Fokker Triplane is well known thanks to Manfred Von Richthofen, aka the Red Baron. Anthony Fokker delivered two of the aircraft, the first two prototypes, personally with one to Richthofen and the other to Werner Voss. Richthofen is famously know for a red aircraft as well as his Flying Circus squadron of red aircraft and Voss had a silver and blue one that he was killed in. The aircraft was designated Dr1 for Dreidecker which I German for Triplane. The small rudder made the aircraft challenging to fly but highly capable with the right pilot. Richthofen eventually was killed by ground fire from the Australian Infantry while trying to flee from Canadian Captain Roy Brown in a Sopwith Camel. His Dr1 was taken apart by souvenir hunters.

Jose had a good time building this kit. It is a 1957 original kit. Jose does not like the re-releases with the Asian Plastic. Jose matched the red to a canvas of the Red Baron. Next up for Jose is Voss’s aircraft from a kit from 1962.



Jose Riveria Sr.



Chris Boss

First up is an in-work Kovoavody Prostejov, KP Kit, of the P51B in 1/72nd scale. Warning as it is not a nice kit for building.



Chris Boss

This is Chris's second 1972 Pontiac GTO. The first one was trashed. This one still needs alignment of the wheels.



Bill Scarbrough



Bill has built a number of DR1 aircraft and is building another. This is a 1/32nd Meng kit which is actually a Wing Nut Wings as Meng did the design work and molds. Great detail and a nice kit.

Also in the image is a Gyro Cutter. It has replaceable blades and cuts curves like a drawing pen. Bill found it on E-Bay and it is available from other locations. States it will not easily cut skin.

