

Announcements:

Next General Meeting Fairport at “The Church of the Assumption” 20 East Avenue, Fairport, 14450.

7:00 pm: July 7th, 2025, Second Monday. Meet and greet starts 6:30 pm.

Build Nights: Thursdays Seabreeze Bill Gray’s 5:00 to 8:30 pm

Upcoming Contest and Shows [Check for events <https://calendar.ipmsusa3.org/all-events>]:

July

- **Syracuse MiniCon** [email Ken Brent – more info [below](#)], July 26, 2025 – 10 to 4, hosted by IPMS Syracuse Chapter, Lysander Fire Department (Northwest Fire District Station 4), 664 Lamson Rd, Lysander, NY 13027.

August

- **IPMS/USA National Convention** [<https://ipmsnationals.org/>], August 6 to 9, 2025, hosted by IPMS Tidewater Chapter, Hampton Roads Convention Center, 1610 Coliseum Drive, Hampton, VA 23666.

September

- **NNL Buffalo 2025 Model Car Show & Classic Car Event** [<http://www.nnlbuffalo.com>], September 6, 2025, hosted by NNL Buffalo, Knights of Columbus Madonna Council #2535, 755 Erie Ave, North Tonawanda, NY 14120. This year’s theme, “Battle of the Pony Cars: General Motors vs. Ford/Mercury” with sub-theme “Nostalgia Drag Cars.”
- **PennCon** [<http://www.cenpennipms.com/>], September 13, 2025, hosted by Central Pennsylvania IPMS Chapter, Eisenhower Campus Center, Messiah University, 1 University Ave., Mechanicsburg, PA 17051.
- **Torcan Model show** [[Torcan 2025](#)], September 13, 2025, hosted by Peel Scale Modelers, Save Max Sports Center, 1495 Sandalwood Pkwy E, Brampton, Ontario L6R 0K2.
- **SVASMCON 40** [<https://ipmsusa.org/chapter/ipmsshengo-valley-scale-modelers>], September 20, 2025, hosted by IPMS Shenango Valley Scale Modelers Chapter, Shenango Valley V.F.W. Post # 1338, 439 East State St, Sharon, PA, 16146.
- **ROCON 43 Scale Model Show and Contest** [<http://ipmsrochester.org/>], September 21, 2025, hosted by IPMS Roc City Scale Modelers Chapter, Minett Hall at the Dome Center, 2695 East Henrietta Rd., Henrietta, NY 14467.
- **2025 Toronto Model Car Show and Contest** [<http://www.group25.org/>] with theme Keep on Trucking, September 27, 2025, hosted by Group25 Model Car Builders Club, Franklin Horner Community Centre, 432 Horner Avenue, Etobicoke, Ontario M8W 2B2.
- **Patcon 2025** [<http://www.ipmspatriot.org/>], September 28, 2025, hosted by IPMS Patriot Chapter, American Heritage Museum, 568 Main Street, Hudson, MA 01749.

October

- **Armorcon** [<https://ipmsusa.org/event/non-ipms-armorcon>], October 3-4, 2025, hosted by Northeast Military Modelers Association, Wyndham Southbury Hotel, 1284 Strongtown Rd, Southbury, CT 06488.
- **Hudson Valley Scale Model Show 2025** [<http://www.hvhmg.org/>], October 11, 2025, hosted by IPMS /Mid-Hudson Valley Historical Miniatures Guild, Poughkeepsie Elks Club Lodge, 29 Overocker Rd., Poughkeepsie, NY, 12603.
- **Cincinnati Scale Modelers Contest & Swap Meet 2025** [<https://www.cincyipms.com/>], October 18, 2025, hosted by Cincinnati Scale Modelers, The Tri-State Warbird Museum, 4021 Borman Drive, Batavia, OH 45103.
- **SyrCon 37** [<https://www.ipmssyracuse.com/>], October 19, 2025, hosted by IPMS Syracuse Chapter, American Legion, 5575 Legionnaire Drive, Cicero, NY, 13039.
- **GraniteCon 31** [<http://www.granitestatemodelersclub.org/>], October 19, 2025, hosted by IPMS Granite State Modelers, Weare Middle School, 16 East Rd., RT 114, Weare, NH, 03281.

November

- **BAYCON 2025** [<https://www.facebook.com/groups/113718167016>], November 2, 2025, hosted by IPMS Bay Colony Historical Modelers, Franklin Elks Hall #2136, 1077 Pond Street, Franklin, MA, 02038.
- **Cleveland Model Show 28** [<http://www.clevelandmodelshow.org/>], November 2, 2025, hosted by IPMS Western Reserve & John H Glenn Chapters, Kirtland School Complex, 9150 Chillicothe Rd. (Rt. 306), Kirtland, OH, 44094.
- **Long Island Auto Replica Society (LIARS) Model Car Challenge** [<https://www.liarsmodelcarbuilders.com/>], November 8, 2025, hosted by Long Island Auto Replica Society, Freeport Recreation Center, 130 East Merrick Road, Freeport, NY, 11520.
- **Bunkermania 2025** [<https://www.facebook.com/groups/452040831882981>], November 8, 2025, hosted by IPMS The Bunker Club, 1545 Wayne Avenue, Indiana, PA, 15701.

Upcoming Club Events

July 26, 2025: Syracuse Minicon: Syracuse IPMS chapter is hosting a mini-show on Saturday, July, 26th, 10:00 AM to 4:00 PM for Rochester and themselves to fill in a dead time for shows and encourage member building. See General Discussion section for more details.

August 2, 2025: Macedon Library display through August. Load in is Saturday, August 2nd at 10:00 AM at the library 30 Main St, Macedon. Ken Brate is contact. We have the large front display cabinets. Pick up will be 10 AM August 30th.

August 3, 2025: New York Museum of Transportation to present models and model building to patrons on Sunday August 3rd. Museum is open from 11 am to 4pm. Plan is to demonstrate model building, finished builds, and answer questions. The event is already listed at nymtmuseum.org/Events.php. If you will be attending and supporting this event, please let Pete Leas know at the July meeting or shortly after so he can arrange a table for your display and use. Pete has more information important for a good day.

General Meeting:

Attendance: 38. Voting: 38. Guest: None
76% of membership attending!

New Members: None.

Topics/Agenda for Next Meeting: None

President Comments – Ken Brent:



Today is the group build of Searching for Atlantis.

Papa Reggio's has been sold to the woman who has been doing shirts, so we are not expecting much to change for shirts and caps. Next will be looking to get new shirts and caps for 2025. Shirts are expected to be \$20 for Polo and \$10 for T-Shirts. See RocCon section for information on medallions and Plaques.

For Show and Tell please state your name as we have many new members.

Build Nights are going well and often full up.

NOREASTCON update: We want to propose to Region 1 for June 12, 2026 to host the event at the Dome Arena and Minett Hall. This is a lull period between contest, the summer, and school graduations. It would be a one day show and we would NOT have RocCon in September of 2026. The group was unanimous about proceeding with this plan.

A question on absentee entries at contest since John Trippe would have liked to enter BuffCon but could not travel. The current requirement is that contestant must be present. In the past someone kept entering junior rocket models year after year and winning and the junior was never seen. This will be revisited since medical situations may be common.

Vice Presidents Comments – Cliff Wiley:



No comments.

Treasurer Comments – Dave Schwab:



Checking account \$. Remove before public publishing.

We have a total of 50 members as of June.

General Discussion:



Syracuse Minicon – [Ken Brent]: Syracuse IPMS chapter is hosting a mini-show on Saturday, July, 26th, 10:00 AM to 4:00 PM for Rochester and themselves to fill in a dead time for shows and encourage member building. Tables will be available (FREE) if you want to sell some of your models. Let me know if you want a table or two for sales. Maybe we can set up some carpools for those who wish to go, discuss at the meeting?

Location:

Lysander Fire Department (Northwest Fire District Station 4)
664 Lamson Rd
Lysander, NY 13027

Categories are being kept to a minimum for a friendly show:

1. Automotive - 1/25 or 1/24 scale
2. Ships - 1/700 and 1/350 scale
3. Aircraft - 1/72 and 1/48 scale
4. Armor - 1/35 scale or smaller
5. Gunpla and Science Fiction - 1/100 or 1/144 scale

Please enter a new kit from this year or one that's never been shown before. Judges from both clubs will pick the best from each class and award certificates.

50/50 raffle, 1/2 to the winner and 1/2 to the Lysander Fire Dept for the use of the facilities. Food and beverages will be available on site from the hall kitchen.



ROCON 43 - [Ken Brent]:

September 21, 2025, at Minett Hall at the Dome Center, 2695 East Henrietta Rd., Henrietta, NY 14467. We have medallions in stock but will have to order some as well. They come from China and will cost \$1 more per medallion which includes a \$0.40/medallion tariff charge. The Plaques have no extra cost.



Contest and Show Report [Ken Brent]: None.

Member News:

Pete Leas: Dave Schwab spotted Pete Leas at the Lima German Fest on June 8th. Quite the horn he has.



Public Display Opportunities:

August 2, 2025: Macedon Library display through August. Load in is Saturday, August 2nd at 10:00 AM at the library 30 Main St, Macedon. Ken Brate is contact. We have the large front display cabinets. Pick up will be 10 AM August 30th.

August 3, 2025: New York Museum of Transportation to present models and model building to patrons on Sunday August 3rd. Museum is open from 11 am to 4pm. Plan is to demonstrate model building, finished builds, and answer questions. The event is already listed at nymtmuseum.org/Events.php. If you will be attending and supporting this event, please let Pete Leas know at the July meeting or shortly after so he can arrange a table for your display and use. Pete has more information important for a good day.

Future Tutorial Subjects [volunteers needed]:

Dot Filters – Marty Snow will present at a future meeting.

Bases – Marty Snow and Phil Pucher at a future meeting.

Pin Washes

What else do we want to discuss?

Club Challenges and Group Builds:**Search For Atlantis [Marty Snow]:**

Today is the conclusion of the Search for Atlantis group build with the goal to build a re-issue of an Atlantis Models kit. Atlantis has been taking old Aurora, Revell, Monogram, and other kit molds, refreshing them and even adding parts, and then re-issuing them. There are categories shown in the Rules that follow:

Search for Atlantis” Club Challenge Official Rules:

- Build any Atlantis Re-pop of a “classic” kit.
- Classic meaning original molding/release has to be 1970 or earlier.
- Street Rules – i.e., No rules on how much detailing or modifying you can do – but you must use at least 50% of the original kit.
- Entries must be completed and brought to the June club meeting for judging.
- If you have the original kit that the re-issue is based on, that can also be used for the contest.

See the Search for Atlantis Show and Tell section for photos of the models entered. This section follows the standard Show and Tell section.

The winners for:

- o Most Creative – Marty Snow
- o Best Detailing – Scott Baroody
- o Best Paint – Donn Wells
- o Club Choice – Overall Best – Scott Baroody who receives the Bandai Noodle Kit and will determine the theme of the next group build.

Tips from Club Members [not covered elsewhere in this newsletter]: None

SHOW AND TELL – Photos by Neil Farukhi.**Paul Wojciechowski**

Paul brought a “Flying Zippo”, the Mitsubishi G4M1 “Betty” Bomber. It was considered a Flying Zippo Lighter since it took one shot to light it up. It was active from the beginning to the end of WWII in Japanese service. On December 10, 1941, Betty torpedoes sank the HMS Repulse & Prince of Wales. At the end, on August 19, 1945, two white-painted Bettys carried the Japanese surrender delegation to the American base at Ie Shima Island for the transfer to a US C-54 Skymaster and transfer to Manila. Designed for long range combat over the Pacific and for military transportation. Admiral Yamato and staff were traveling from Rabaul to Bougainville and were shot down by sixteen P-38’s sent to intercept Yamato.

The kit is a 2011 Tamiya kit in 1/48th scale and was their typical excellent quality and fit. This was originally a kit started by the late Steve Lunt. It has a bare bones cockpit with clear styrene pre-painted in IJN Dark Green – all 93 panels. What Paul did not realize was that the gift of painted panels came at a cost of matching the main aircraft paint to the pre-paint color. Ultimately after trying to make a mix/match for the aircraft, Paul ended up masking all 93 panels and painting the greenhouse. Paul did light weathering.



	MITSUBISHI G4M1(11) 'BETTY' BOMBER 'ONE-SHOT LIGHTER'	NORTH AMERICAN B-25H 'MITCHELL BOMBER'	GLENN MARTIN B-26 MARAUDER BOMBER
LENGTH (ft)	66	53	58
WINGSPAN (ft)	82	68	71
EMPTY WEIGHT (lb)	14,860	19,480	24,000
MAX T.O. WEIGHT (lb)	28,350	35,000	38,200
ENGINES (hp)	1530	1700	2000
COMBAT RANGE (mi)	1780	1350	1150
CRUISE SPEED (mph)	196	230	216
COMBAT RANGE / MAXIMUM TAKE OFF WEIGHT (mi/1000 pounds)	63	39	30

Comparison of the Betty to two US medium bombers. Being light on armor improves the performance numbers at the expense of being easy to light up.

Mike Sullivan

Mike brought in what he calls his perpetual model as he started it a long time ago and is still working on it. This is his 1/32nd Revell Bristol Beaufighter Mk 1F. The dark, cylindrical object is the bomb sight from a Douglas SBD Dauntless Dive Bomber. Imagine peering through that in a steep dive!



**Doug
Whitney**



Doug was at a garage sale and found the Polar Lights Chamber of Horrors La Guillotine kit. He paid \$5 for the kit which was barely started. The same kit on eBay or Amazon is \$45 to \$57.



Phil Pucher

Phil's de Havilland Mosquito Mk VI Fighter/Bomber is from Tamiya in 1/48th scale. The kit can also be made into a Mk II night fighter. This is a typical Tamiya kit with clear instructions and excellent parts fit although the wing to fuselage joint did require a 0.05-inch shim. The kit has spar (not typical in plastic aircraft models) with locking pins to assure correct dihedral and a solid connection. Full size templates for the fighter/bomber camo screen were included in the kit. The landing gear looked like it might be difficult to install but it dropped into place with ease. Phil added Eduard seat belts and a photoetch cockpit, True Details exhausts, Aero Master Decals, and used Meteor Productions canopy mask for painting.




Chris Boss

This is a 1/72nd scale Revell Fairey Gannet. Chris has been scratch building the wild folds which fold like the letter “Z” which means two folds per wing half so four total. This will be interesting to see when complete.



Chris Boss


Chris saw an interesting 1950 Chevy Pickup while camping one time and is building a matching model. The body is green and fenders are black. Chris did not prime as a short cut and had trouble with the green spray paint which formed what are called fisheyes which indicate a repellency between the paint and the surface. Silicones are a known cause of fisheyes. Chris had never had this problem before. He researched the issue, and it seems to be known to occur with green paint (narrowed down to a color rather than brand might mean a general mixing problem related to the density of the color pigment leading to separation). There are no fisheyes in the photo of Chris's cab, but it seems the pigment has flowed to crevices like a wash which could mean the formulation has too much solvent for the pigment ratio.



Scott Baroody

These are Scott's entries from the Miniature Figure Collectors of America 2025 contest (MFCA) in Pennsylvania. Le Meanicien earned a Certificate in the Fantasy Painters Division, sponsored by Vallejo Colors. The WWII German Machine Gunner earned a Bronze Medals in Historical Painters Division, sponsored by Vallejo Colors. All figures were done in acrylics and the result of Thursday build nights.




John Trippe

John and Ken showed their commission work for a Coca Cola truck. The kit is from AMT. John built the trailer while convalescing, and it was murderous. The decals were difficult and went through a half bottle of Walther's decal set trying to get them to sit into the panels. The Santa decal worked well but the Coca Cola wording broke so John touched up with white paint. The trailer also has ripples.

Ken Brent

Ken built the tractor and had to repair sink marks in mirrors and the chrome using Revell Chrome. He used Jewelers cement to install windows. There was also some guessing as to what went where with the air hoses being red wine in color. The base was designed for a ship model from a stair tread and worked well for the long rig.



Grant DeRue

Grant went to the AMPS 2025 International Convention in Pennsylvania (**Armor Modeling & Preservation Society**) with the Meng tonk tank M5 Stuart in Egg scale with Hedgerow cutter and the Tamiya 1/48th Matilda with a CDL turret upgrade.

The Stuart did well in XIV - Fictional, Futuristic or Proposed Vehicles, Advanced with a Silver award.




The Matilda CDL (Canal Defense Light) turret is for a powerful light. The comments on the model were about the alignment of the resin link and length tracks which had a large impact on the judging result.




**Jim
Goodnow**

Jim is working on a diorama for these Historex Napoleonic Figures. They were fiddly with lots of sawing and filling to adjust. Jim added Hornet heads that he said were great. There are two drummers and two officers. These are still in work and are on temporary work bases.



Ken Brate

Ken was also at Miniature Figure Collectors of America 2025 contest (MFCA) in Pennsylvania. Ken's Assesor Redforge, a 1/10th bust from Big Chile Creatives earned a Bronze Medal in Fantasy Painters Division, sponsored by Vallejo Colors, and the 18th Century Highlander, 1/9 bust from Sabot Miniatures, earned a Bronze Medal in Historical Painters Division, sponsored by Vallejo Colors. Both were painted with acrylic and water-soluble oils for the skin. The Highlander follows a Zorn Palette which is a limited color palette (four colors) attributed to Swedish artist Anders Zorn. Full Palette behind figures.






The Wizard is a 1/10th Bust "The Messenger" from Galapagos Miniatures and is painted with acrylics and water-soluble oils for the skin. The Old Sailor is a 1/9th Bust from Creepytables Miniatures. It is painted with Scale Artest Tube Acrylics.




**Bill
Scarborough**

Bill is building both the Takom and Zoukei-Mura Horten Ho 229 in 1/32nd scale. Both are very detailed and the Takom comes with a Pilot while Zoukei-Mura offers it as a separate kit. The biggest difference at first glance is the clear wing skin for the Zoukei-Mura to display the internal wing structure. The Zoukei-Mura has a complete skeleton frame under all the wing skin while the Takom only has framing for the engines and cockpit like most other aircraft models. The choice is with the modeler to display the frame or not even build it. Bill is adding a Yahu instrument panel. For the photos the full engine section appears to be from the Takom and single engine from the Zoukei-Mura. The wing structure is from the Zoukei-Mura and shows its complexity.



**John
McKeown**

This is a Rodan Nieuport 28 c.1 in 1/32nd scale. John found it challenging to build.




SEARCH FOR ATLANTIS – Photos by Neil Farukhi.**Pete Leas**


Pete brought four Atlantis builds. The Midget Racer was originally a Monogram kit and the other three were all Revell kits. Dates indicate release date of original kit.



Nike Hercules Missile - 1957



Convair Space Shuttle – 1958



Fireball Slingshot Dragster



Midget Racer

**Scott
Baroody****Best Detail****Best Overall**

Scott started with the Atlantis White-Fruehauf Gas Truck, original 1956 Revell kit, and modified it to create a diorama of a tow truck. The cab of the truck is from the kit while the rest is scratch built from styrene and wood. Scott won two categories for Best Detail and Best Overall.



Marty Snow

**Most
Creative**

Marty used the Atlantis Flying Saucer, based on the 1968 Aurora original kit of the Flying Saucer from the *Invaders* TV show, to create a season 2 scene. Marty added electronics for flashing lights around the top and sound. He used Vallejo Primer and Mig Flat Aluminum. Marty won Most Creative.



Mike Collins

Mike built the Nike Hercules Missile, a 1957 Revell origin kit. He used Tamiya Acrylics, chalks, and enhanced the panel lines.



Cliff Wiley

Cliff wants everyone to know he did NOT build a tank, and it is not painted Green. Cliff built the 1971 original Revell Vega Funny Car for Jungle Jim the Fire Burnout King in 1/16th scale. Cliff used primer and painted metallic blue. The kit needed lots of glue with some fit issues. The kit was designed for a child. The decals looked great but were bad. That said, it was fun to do and Cliff bought several to re-do the build and fix.



Dan Muller

Dan built Ed “Big Daddy” Roth’s Mr. Gasser. It is a roughly 1/32nd scale original Revell released in 1963. The Chevy hot rod is a 1957 and may be a Bel Air. The kit had flat joins and no pins for alignment. Dan rebuilt the pulley on the supercharger. Paints are mostly Tamiya. Dan gave Mr. Gasser gray hair rather than red/orange due to his age making him so old.



Roger Rouse

Roger brought the Self-Propelled M-109 Howitzer, a 1/48th scale 1965 Aurora original release. Roger replaced the barrel with a resin barrel to fix a scale issue. He also added details to the turret. It has been dry brushed and has AK weathering for mud.



Donn Wells

Donn brought the Northrop F-89D Scorpion in 1/77th scale. It is a 1960 Revell original release. It is a nice kit and was updated to have engraved panel lines. It did have Canopy issues and just did not fit correctly so Donn made it multiple pieces to correct the fit. The pilots were molded into the seats, so he painted them and added belts. He used aluminum and dark aluminum for the exterior non-red colors. He added a base for a flight pose which meant the landing gear had to be up. The kit won the Best Paint award

Best Paint

Neil Farukhi

So which genre – Figure, Aircraft, or Science Fiction? This is the Atlantis version of the Tom Daniel Glowing Ghost of the Red Baron. The 1/3rd scale 1969 Monogram release has silver colored helmet and base and did not glow in the dark. The Atlantis release has “red” chrome parts although they lean toward pink. The eye sockets and nose were painted with craft acrylic paint which has been opaque to the glow in the dark plastic. This is snap together and actually is a bobble head. Still to do are decal Balkenkreuz on the helmet and the base. This will be my first time using setting solution. Also, first model of retirement.



**Jose Rivera
Sr.**

Jose built the Piasecki HP-25A Army Mule Helicopter (Navy HUP-2) in 1/48th scale. The kit was originally a 1952 release by Helicopters for Industry, one of the first plastic model companies (per Scalemates.com). The kit was quickly acquired by Aurora and released in 1956. Per Jose the fuselage was warped and has nothing inside so he painted the inside black. The decals are fantastic.



Rich Slocum

Rich built the Boeing IM-99 Bomarc Ground to Air Missile in 1/56th scale. It originally was a 1959 Revell kit. Black coloring indicates it is a prototype. White is a deployed missile. It seemed like there were 100 million raised rivets. The rivets and engravings did not line up so sanded and filled as required to remove the misalignments. The kit came with lots of national decals for deployed missiles.



**John
McKeown**

John went back to his days as a kid and built the Douglas Navy D-558-2 Skyrocket with no paint. Brought back memories. Posed in flight on the included swivel stand. This is a 1/54th scale Revell original release from 1955. Somewhere along the way a lot of these Revell kits obtained engraved panel lines.



**Tom
Darcangelo**



The days of the Snake versus Mongoose in drag racing. Tom built Tom McEwen's Hot Wheels Mongoose I AA fuel rail dragster in 1/24th scale. Originally a 1975 Monogram release. Tom discarded the subframe. He added wiring to the engine. It is a strange model as it is split in the middle along the vertical axis so you put one side together and then the other. Perhaps Don Prudhomme's rear engine Snake dragster is next for Tom.



**Brian
Robbins**

Gojira, er, Godzilla. Brian built 1/500th scale 1963/1969 Aurora original release Godzilla. The reason for two dates is that 1969 added glow in the dark extra parts which are included in the Atlantis issue. Brian did not use the glow in the dark parts and instead added light for a fire effect. He found the kit to be poor with no pegs for alignment. One must place the parts on faith and hope they stay in place. Brian did adjust the head position to what he wanted. Godzilla has been released by multiple companies including Polar Lights but not sure if all from the same tooling. The head does seem to be from the original and early movies.

