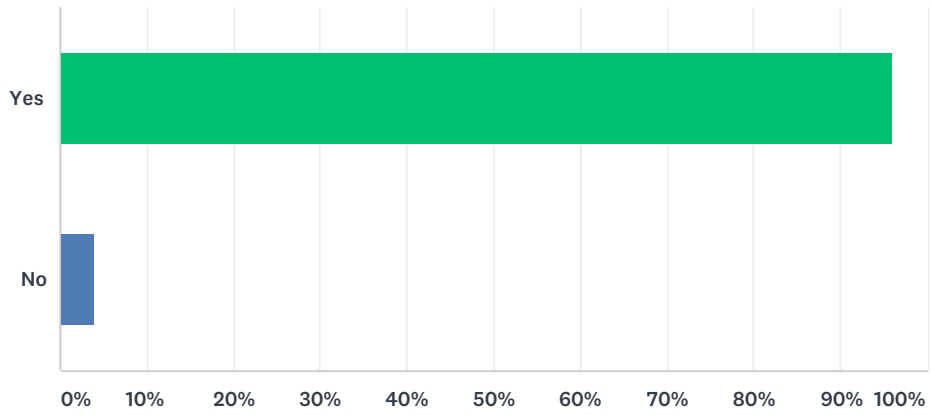


Q1 Are you a Walden or Signal Mountain resident or tax payer?

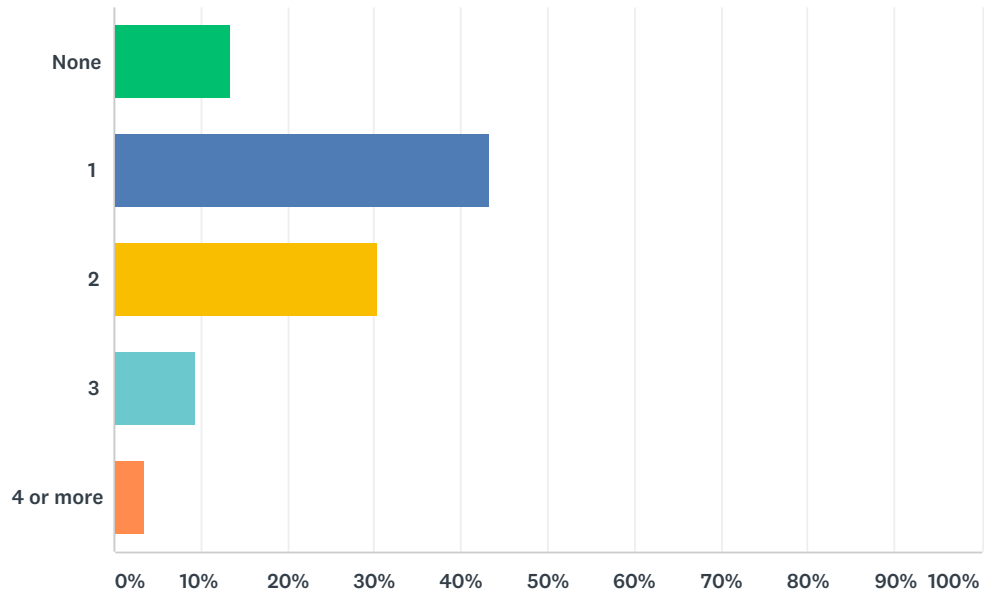
Answered: 197 Skipped: 4



ANSWER CHOICES	RESPONSES	
Yes	95.94%	189
No	4.06%	8
TOTAL		197

Q2 How many dogs do you own?

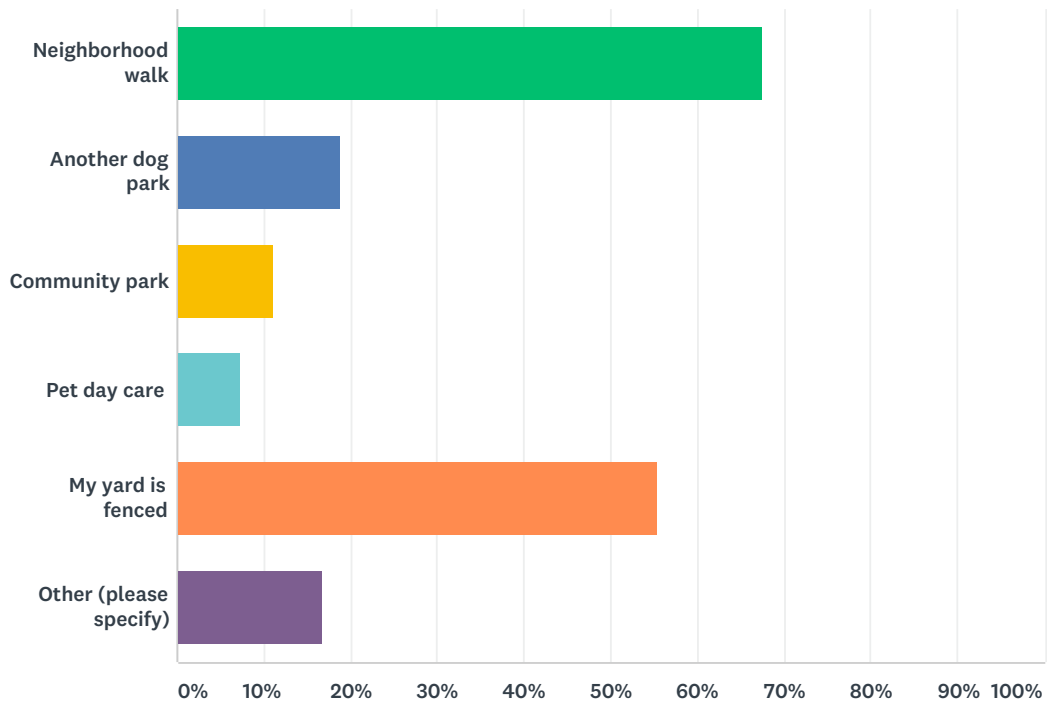
Answered: 201 Skipped: 0



ANSWER CHOICES	RESPONSES	
None	13.43%	27
1	43.28%	87
2	30.35%	61
3	9.45%	19
4 or more	3.48%	7
TOTAL		201

Q3 Where do you currently take your dog to walk, socialize, or exercise? Check all that apply.

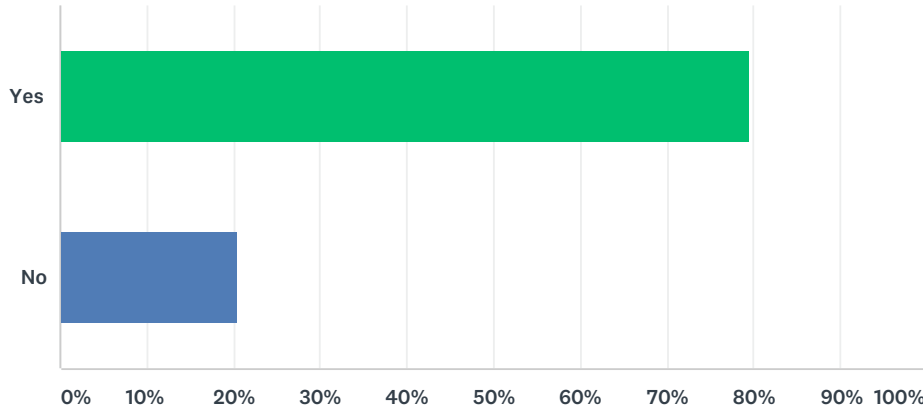
Answered: 191 Skipped: 10



ANSWER CHOICES	RESPONSES	
Neighborhood walk	67.54%	129
Another dog park	18.85%	36
Community park	10.99%	21
Pet day care	7.33%	14
My yard is fenced	55.50%	106
Other (please specify)	16.75%	32
Total Respondents: 191		

Q4 Have you been to a dog park before?

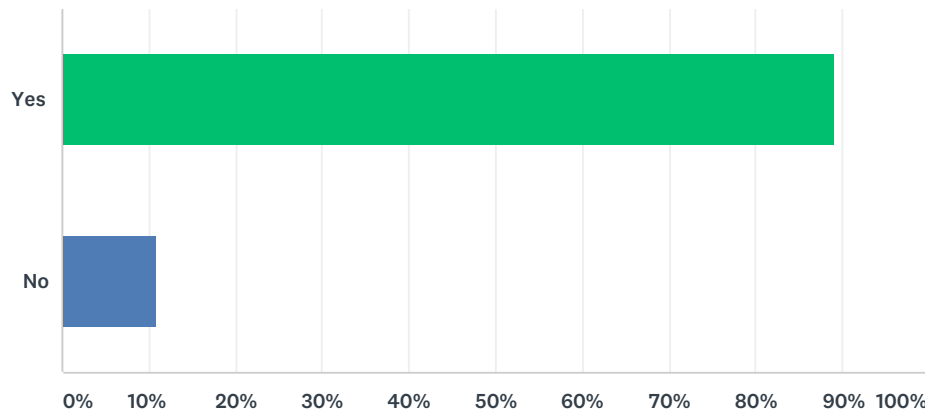
Answered: 201 Skipped: 0



ANSWER CHOICES	RESPONSES	
Yes	79.60%	160
No	20.40%	41
TOTAL		201

Q5 Do you think the mountain could benefit from an area where dogs could safely play off the leash?

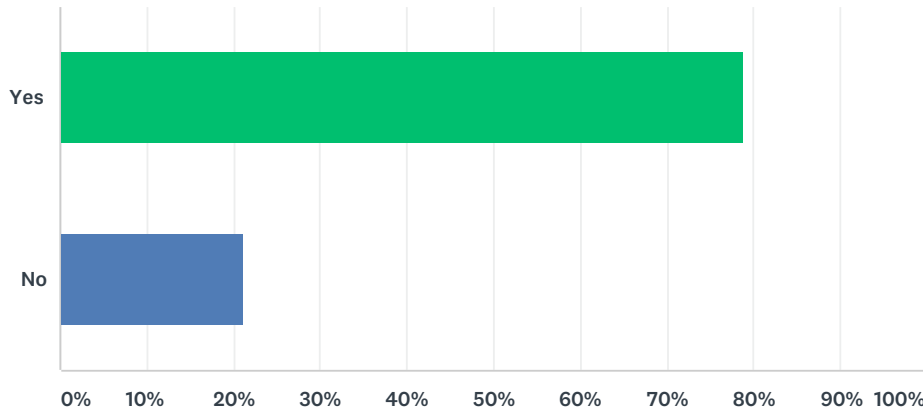
Answered: 201 Skipped: 0



ANSWER CHOICES	RESPONSES	
Yes	89.05%	179
No	10.95%	22
TOTAL		201

Q6 Would you be more willing to use a dog park if there was a separate area for small and or elderly dogs?

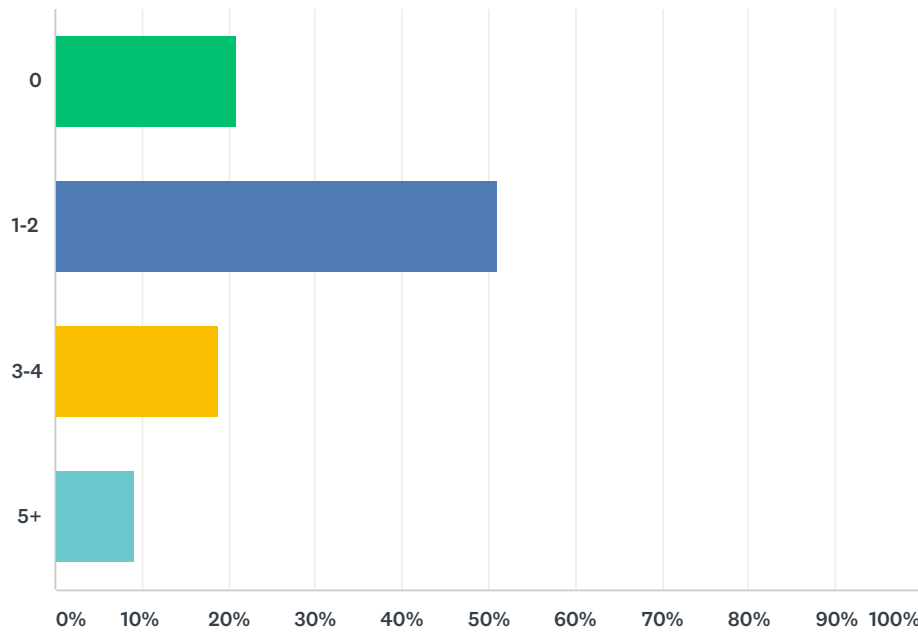
Answered: 199 Skipped: 2



ANSWER CHOICES	RESPONSES	
Yes	78.89%	157
No	21.11%	42
TOTAL		199

Q7 If the mountain had a safe dog park, how many times a week do you feel you would visit?

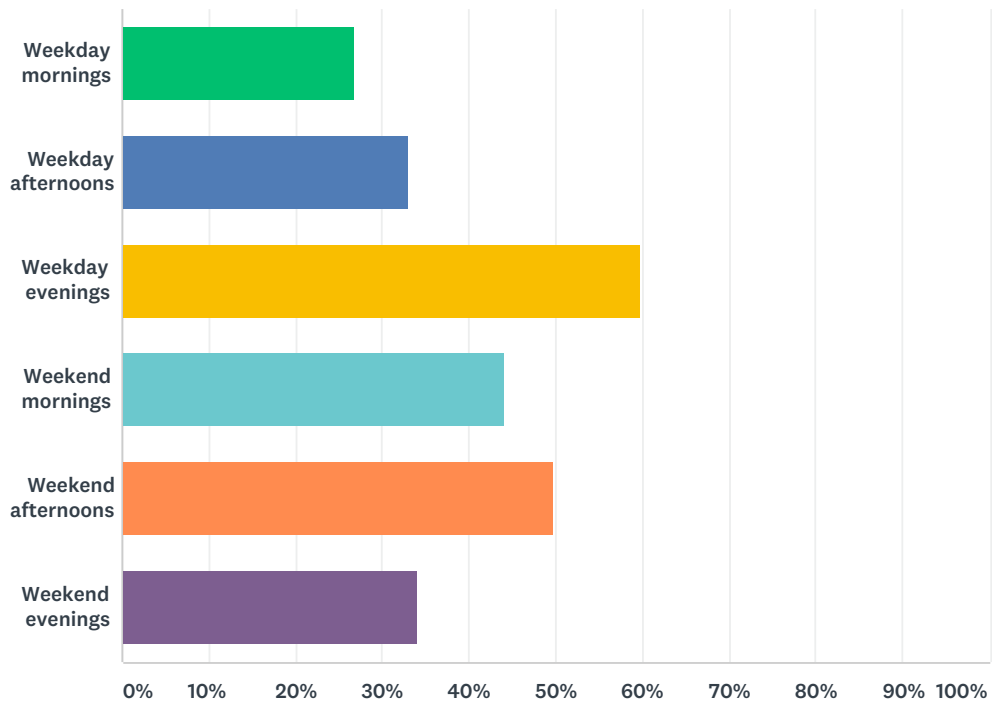
Answered: 196 Skipped: 5



ANSWER CHOICES	RESPONSES	
0	20.92%	41
1-2	51.02%	100
3-4	18.88%	37
5+	9.18%	18
TOTAL		196

Q8 What time of day would you typically visit a dog park? Check all that apply

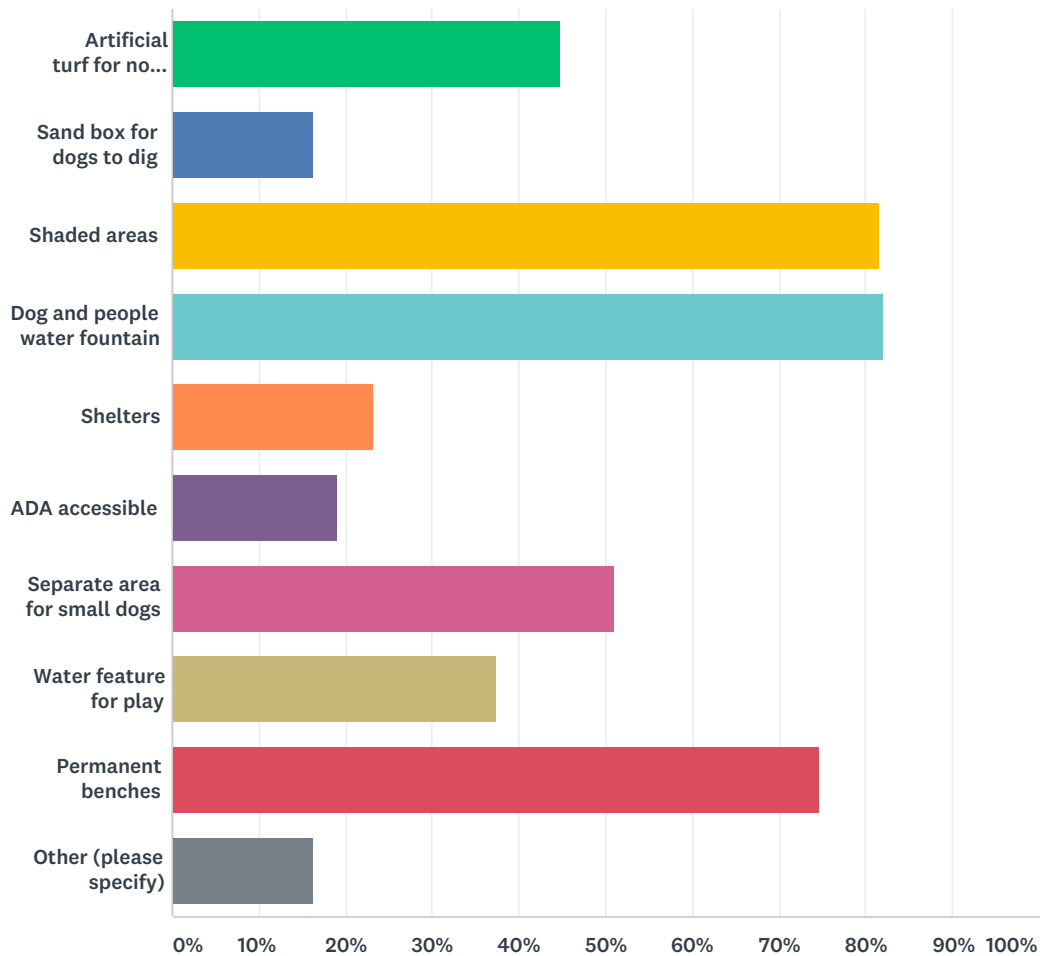
Answered: 179 Skipped: 22



ANSWER CHOICES	RESPONSES	
Weekday mornings	26.82%	48
Weekday afternoons	32.96%	59
Weekday evenings	59.78%	107
Weekend mornings	44.13%	79
Weekend afternoons	49.72%	89
Weekend evenings	34.08%	61
Total Respondents: 179		

Q9 What type of features would you like to see in a dog park? Check all that apply.

Answered: 190 Skipped: 11

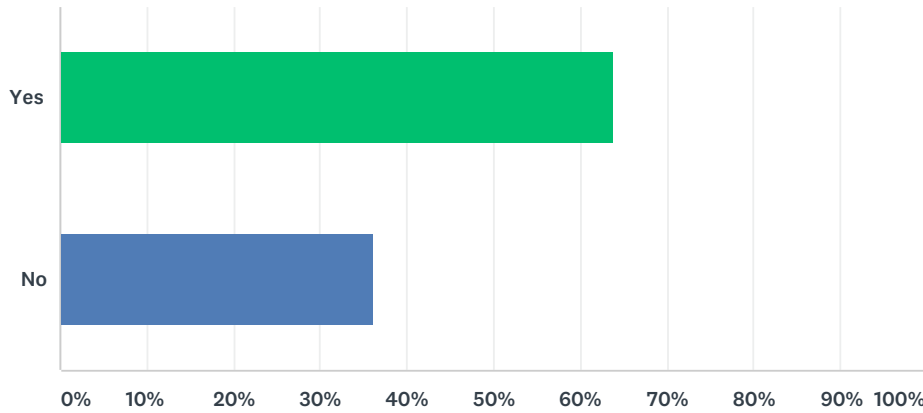


ANSWER CHOICES	RESPONSES	
Artificial turf for no muddy areas	44.74%	85
Sand box for dogs to dig	16.32%	31
Shaded areas	81.58%	155
Dog and people water fountain	82.11%	156
Shelters	23.16%	44
ADA accessible	18.95%	36
Separate area for small dogs	51.05%	97
Water feature for play	37.37%	71
Permanent benches	74.74%	142
Other (please specify)	16.32%	31

Total Respondents: 190

Q10 Would you be interested in donating money or volunteering to help in maintaining a dog park?

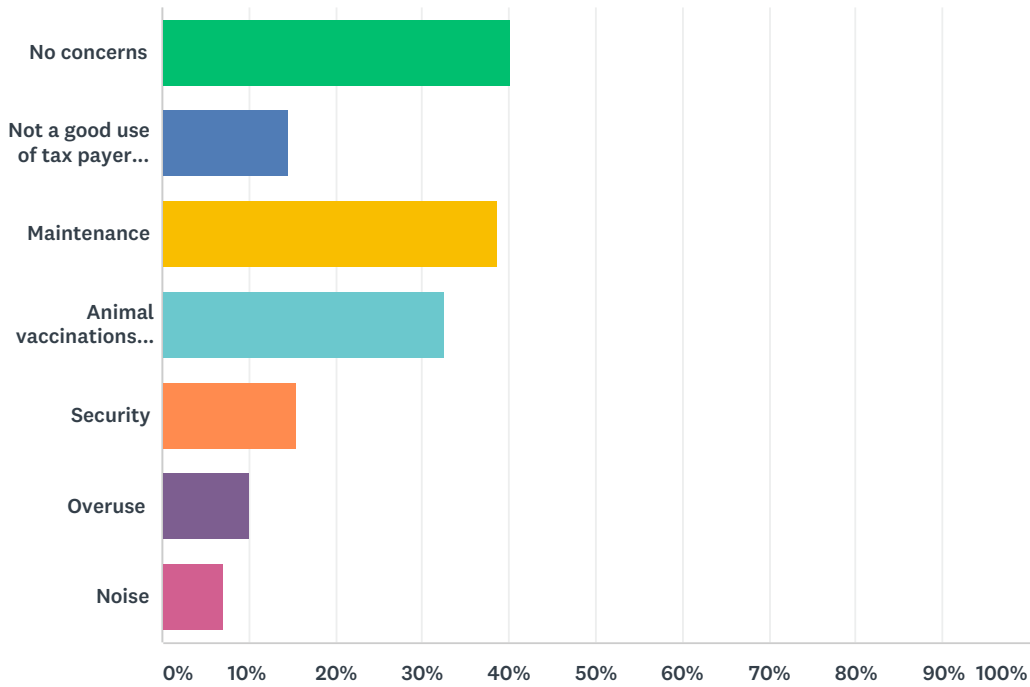
Answered: 199 Skipped: 2



ANSWER CHOICES	RESPONSES	
Yes	63.82%	127
No	36.18%	72
TOTAL		199

Q11 What are your concerns about having a dog park on the mountain?

Answered: 199 Skipped: 2



ANSWER CHOICES	RESPONSES	
No concerns	40.20%	80
Not a good use of tax payer dollars	14.57%	29
Maintenance	38.69%	77
Animal vaccinations/ disease	32.66%	65
Security	15.58%	31
Overuse	10.05%	20
Noise	7.04%	14
Total Respondents: 199		

Q12 Do you have any additional comments or concerns?

Answered: 78 Skipped: 123