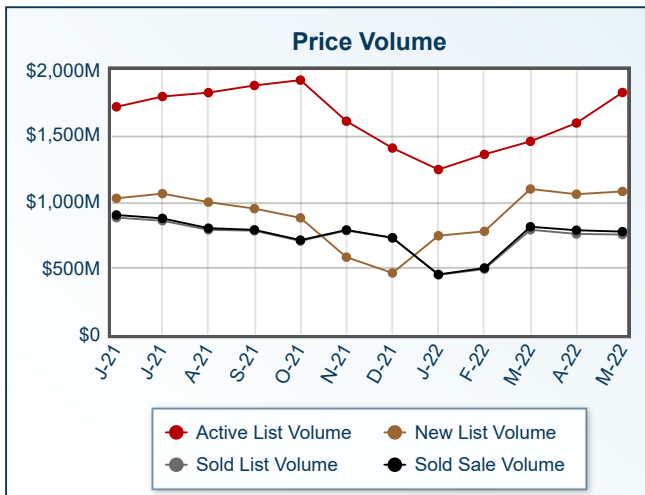
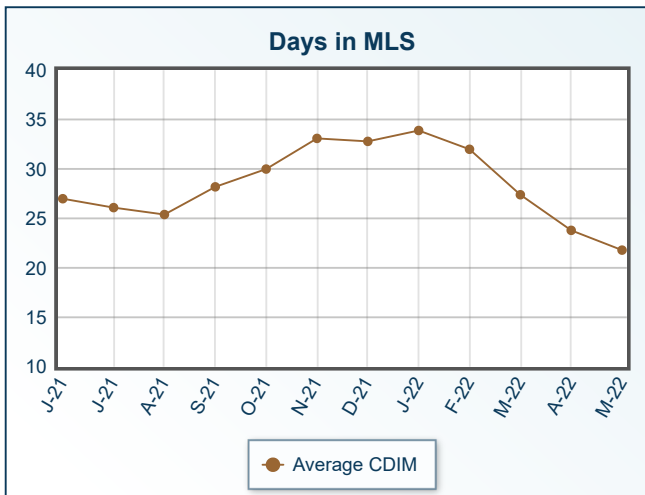
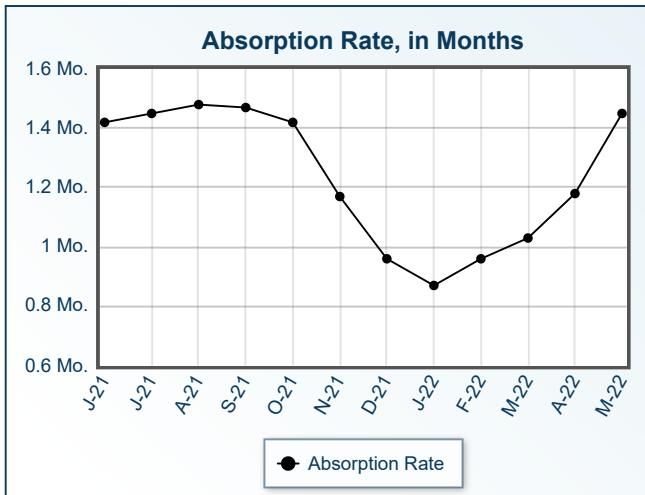
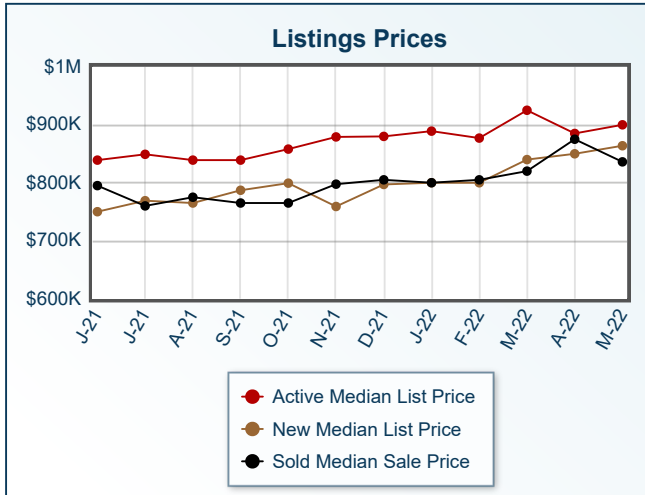
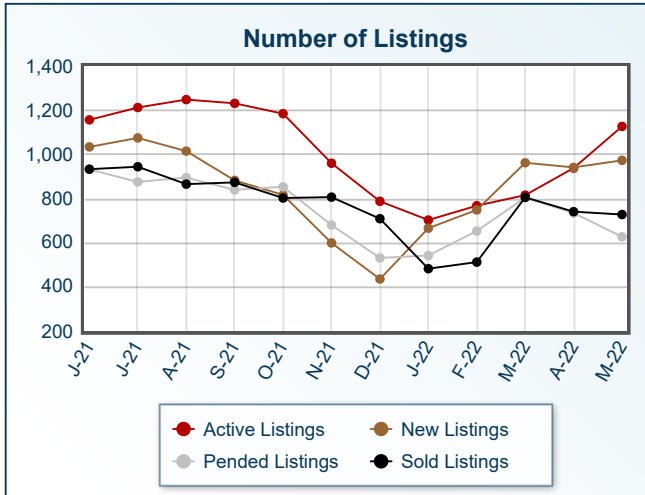


Market Summary

Ventura Residential, May 2022



Summary Statistics						
	May-22	May-21	% Chg	2022 YTD	2021 YTD	% Chg
Absorption Rate	1.45	1.46	-0.68	1.1	1.44	-23.61
Average List Price	\$1,622,003	\$1,477,925	9.75	\$1,207,075	\$1,073,462	12.45
Median List Price	\$899,900	\$829,950	8.43	\$848,900	\$750,000	13.19
Average Sale Price	\$1,067,429	\$899,059	18.73	\$1,019,729	\$896,569	13.74
Median Sale Price	\$836,000	\$748,500	11.69	\$800,000	\$700,000	14.29
Average CDIM	21	29	-27.59	27	35	-22.86
Median CDIM	14	16	-12.50	16	28	-42.86

Sold Listings	This Month			Year to Date		
	2022	2021	% Chg	2022	2021	% Chg
0-29,999	1	0	N/A	2	0	N/A
30,000-99,999	0	0	0.0	1	1	0.0
100,000-199,999	0	0	0.0	1	0	N/A
200,000-299,999	0	7	-100.0	4	49	-91.8
300,000-399,999	12	39	-69.2	72	174	-58.6
400,000-499,999	38	77	-50.6	169	330	-48.8
500,000-599,999	57	90	-36.7	291	474	-38.6
600,000-699,999	83	138	-39.9	397	641	-38.1
700,000-799,999	115	156	-26.3	497	608	-18.3
800,000-899,999	117	107	9.3	480	399	20.3
900,000-999,999	70	56	25.0	329	258	27.5
1,000,000-1,199,999	65	55	18.2	317	245	29.4
1,200,000-1,399,999	59	50	18.0	241	184	31.0
1,400,000-1,499,999	17	15	13.3	87	61	42.6
1,500,000-1,599,999	12	11	9.1	56	52	7.7
1,600,000-1,699,999	12	3	300.0	44	26	69.2
1,700,000-1,899,999	13	15	-13.3	60	67	-10.4
1,900,000-1,999,999	12	5	140.0	31	24	29.2
2,000,000-2,499,999	16	15	6.7	82	67	22.4
2,500,000-2,749,999	5	6	-16.7	24	19	26.3
2,750,000-2,999,999	3	4	-25.0	12	12	0.0
3,000,000-3,249,999	5	4	25.0	16	14	14.3
3,250,000-3,499,999	2	4	-50.0	7	12	-41.7
3,500,000-3,749,999	3	2	50.0	11	11	0.0
3,750,000-3,999,999	0	2	-100.0	4	7	-42.9
4,000,000-4,249,999	1	2	-50.0	7	6	16.7
4,250,000-4,499,999	3	1	200.0	6	4	50.0
4,500,000-4,749,999	1	0	N/A	2	2	0.0
4,750,000-4,999,999	1	0	N/A	4	3	33.3
5,000,000-5,999,999	5	1	400.0	11	13	-15.4
6,000,000-6,999,999	0	0	0.0	5	0	N/A
7,000,000-7,999,999	0	1	-100.0	2	5	-60.0
8,000,000-8,999,999	0	0	0.0	1	0	N/A
9,000,000-9,999,999	0	0	0.0	0	0	0.0
10,000,000-10,999,999	0	0	0.0	0	0	0.0
11,000,000-11,999,999	0	0	0.0	0	0	0.0
12,000,000-12,999,999	0	0	0.0	0	1	-100.0
13,000,000-13,999,999	0	0	0.0	0	0	0.0
14,000,000-14,999,999	0	0	0.0	0	0	0.0
15,000,000-15,999,999	0	0	0.0	0	0	0.0
16,000,000-16,999,999	0	0	0.0	0	0	0.0
17,000,000-17,999,999	0	0	0.0	0	0	0.0
18,000,000-18,999,999	0	0	0.0	0	0	0.0
19,000,000-19,999,999	0	0	0.0	0	0	0.0
20,000,000+	1	0	N/A	1	0	N/A
Totals	729	866	-15.8	3274	3769	-13.1

Pending Listings	This Month			Year to Date		
	2022	2021	% Chg	2022	2021	% Chg
0-29,999	0	0	0.0	0	0	0.0
30,000-99,999	0	0	0.0	1	1	0.0
100,000-199,999	0	0	0.0	1	0	N/A
200,000-299,999	0	10	-100.0	2	53	-96.2
300,000-399,999	17	42	-59.5	84	192	-56.2
400,000-499,999	33	74	-55.4	209	367	-43.1
500,000-599,999	61	105	-41.9	333	518	-35.7
600,000-699,999	81	150	-46.0	451	749	-39.8
700,000-799,999	108	163	-33.7	569	591	-3.7
800,000-899,999	78	107	-27.1	438	410	6.8
900,000-999,999	67	79	-15.2	330	278	18.7
1,000,000-1,199,999	52	49	6.1	286	227	26.0
1,200,000-1,399,999	47	52	-9.6	228	182	25.3
1,400,000-1,499,999	8	15	-46.7	76	66	15.2
1,500,000-1,599,999	7	9	-22.2	41	42	-2.4
1,600,000-1,699,999	8	9	-11.1	36	39	-7.7
1,700,000-1,899,999	14	18	-22.2	58	80	-27.5
1,900,000-1,999,999	7	4	75.0	29	25	16.0
2,000,000-2,499,999	15	11	36.4	75	70	7.1
2,500,000-2,749,999	5	3	66.7	19	17	11.8
2,750,000-2,999,999	5	4	25.0	19	18	5.6
3,000,000-3,249,999	4	1	300.0	11	10	10.0
3,250,000-3,499,999	2	3	-33.3	11	15	-26.7
3,500,000-3,749,999	2	0	N/A	10	8	25.0
3,750,000-3,999,999	1	3	-66.7	10	12	-16.7
4,000,000-4,249,999	0	2	-100.0	2	7	-71.4
4,250,000-4,499,999	1	3	-66.7	5	8	-37.5
4,500,000-4,749,999	1	1	0.0	3	2	50.0
4,750,000-4,999,999	1	1	0.0	6	2	200.0
5,000,000-5,999,999	1	2	-50.0	11	14	-21.4
6,000,000-6,999,999	2	2	0.0	7	2	250.0
7,000,000-7,999,999	0	1	-100.0	4	4	0.0
8,000,000-8,999,999	0	0	0.0	0	0	0.0
9,000,000-9,999,999	0	0	0.0	0	0	0.0
10,000,000-10,999,999	0	0	0.0	0	0	0.0
11,000,000-11,999,999	0	0	0.0	0	0	0.0
12,000,000-12,999,999	0	0	0.0	0	1	-100.0
13,000,000-13,999,999	0	0	0.0	0	0	0.0
14,000,000-14,999,999	0	0	0.0	1	0	N/A
15,000,000-15,999,999	0	0	0.0	0	0	0.0
16,000,000-16,999,999	0	0	0.0	0	0	0.0
17,000,000-17,999,999	0	0	0.0	0	0	0.0
18,000,000-18,999,999	0	0	0.0	0	0	0.0
19,000,000-19,999,999	0	0	0.0	0	1	-100.0
20,000,000+	0	0	0.0	1	0	N/A
Totals	628	923	-32.0	3367	4011	-16.1

Active Listings	This Month			Year to Date			New Listings	This Month			Year to Date		
	2022	2021	% Chg	2022	2021	% Chg		2022	2021	% Chg	2022	2021	% Chg
	0-29,999	0	0	0.0	1	4		-75.0	0-29,999	0	0	0.0	1
30,000-99,999	0	0	0.0	2	1	100.0	30,000-99,999	0	0	0.0	1	0	N/A
100,000-199,999	0	0	0.0	1	0	N/A	100,000-199,999	0	0	0.0	1	0	N/A
200,000-299,999	2	10	-80.0	7	70	-90.0	200,000-299,999	1	9	-88.9	4	50	-92.0
300,000-399,999	28	56	-50.0	122	259	-52.9	300,000-399,999	24	45	-46.7	101	211	-52.1
400,000-499,999	44	64	-31.2	273	457	-40.3	400,000-499,999	45	70	-35.7	237	378	-37.3
500,000-599,999	69	120	-42.5	433	689	-37.2	500,000-599,999	79	133	-40.6	387	568	-31.9
600,000-699,999	118	144	-18.1	605	943	-35.8	600,000-699,999	101	167	-39.5	534	801	-33.3
700,000-799,999	188	154	22.1	838	783	7.0	700,000-799,999	180	169	6.5	753	688	9.4
800,000-899,999	121	92	31.5	617	539	14.5	800,000-899,999	118	109	8.3	541	453	19.4
900,000-999,999	113	77	46.8	466	388	20.1	900,000-999,999	104	80	30.0	415	331	25.4
1,000,000-1,199,999	89	73	21.9	413	327	26.3	1,000,000-1,199,999	82	63	30.2	360	275	30.9
1,200,000-1,399,999	82	72	13.9	352	301	16.9	1,200,000-1,399,999	84	65	29.2	309	254	21.7
1,400,000-1,499,999	30	16	87.5	119	94	26.6	1,400,000-1,499,999	19	18	5.6	101	76	32.9
1,500,000-1,599,999	14	18	-22.2	68	63	7.9	1,500,000-1,599,999	20	14	42.9	59	47	25.5
1,600,000-1,699,999	20	18	11.1	65	65	0.0	1,600,000-1,699,999	14	11	27.3	55	49	12.2
1,700,000-1,899,999	37	32	15.6	104	124	-16.1	1,700,000-1,899,999	24	18	33.3	91	102	-10.8
1,900,000-1,999,999	20	10	100.0	58	44	31.8	1,900,000-1,999,999	16	11	45.5	48	29	65.5
2,000,000-2,499,999	42	50	-16.0	136	151	-9.9	2,000,000-2,499,999	28	22	27.3	112	107	4.7
2,500,000-2,749,999	16	14	14.3	42	43	-2.3	2,500,000-2,749,999	5	3	66.7	32	29	10.3
2,750,000-2,999,999	11	20	-45.0	33	45	-26.7	2,750,000-2,999,999	6	9	-33.3	23	33	-30.3
3,000,000-3,249,999	3	5	-40.0	14	19	-26.3	3,000,000-3,249,999	2	4	-50.0	12	13	-7.7
3,250,000-3,499,999	11	11	0.0	25	29	-13.8	3,250,000-3,499,999	3	5	-40.0	18	18	0.0
3,500,000-3,749,999	4	9	-55.6	14	19	-26.3	3,500,000-3,749,999	3	2	50.0	13	13	0.0
3,750,000-3,999,999	11	7	57.1	25	25	0.0	3,750,000-3,999,999	6	5	20.0	19	15	26.7
4,000,000-4,249,999	3	1	200.0	6	8	-25.0	4,000,000-4,249,999	0	2	-100.0	4	5	-20.0
4,250,000-4,499,999	1	8	-87.5	6	14	-57.1	4,250,000-4,499,999	1	2	-50.0	4	9	-55.6
4,500,000-4,749,999	1	2	-50.0	4	7	-42.9	4,500,000-4,749,999	1	2	-50.0	2	5	-60.0
4,750,000-4,999,999	12	5	140.0	23	11	109.1	4,750,000-4,999,999	2	2	0.0	16	8	100.0
5,000,000-5,999,999	7	15	-53.3	27	34	-20.6	5,000,000-5,999,999	3	3	0.0	13	23	-43.5
6,000,000-6,999,999	6	6	0.0	18	10	80.0	6,000,000-6,999,999	1	0	N/A	12	5	140.0
7,000,000-7,999,999	5	8	-37.5	11	14	-21.4	7,000,000-7,999,999	1	4	-75.0	6	11	-45.5
8,000,000-8,999,999	2	2	0.0	3	2	50.0	8,000,000-8,999,999	0	0	0.0	1	2	-50.0
9,000,000-9,999,999	3	0	N/A	3	1	200.0	9,000,000-9,999,999	0	0	0.0	3	0	N/A
10,000,000-10,999,999	2	2	0.0	3	3	0.0	10,000,000-10,999,999	0	0	0.0	2	2	0.0
11,000,000-11,999,999	1	0	N/A	1	0	N/A	11,000,000-11,999,999	0	0	0.0	1	0	N/A
12,000,000-12,999,999	0	0	0.0	0	1	-100.0	12,000,000-12,999,999	0	0	0.0	0	1	-100.0
13,000,000-13,999,999	0	0	0.0	0	0	0.0	13,000,000-13,999,999	0	0	0.0	0	0	0.0
14,000,000-14,999,999	3	1	200.0	7	2	250.0	14,000,000-14,999,999	0	0	0.0	3	0	N/A
15,000,000-15,999,999	1	1	0.0	2	1	100.0	15,000,000-15,999,999	0	0	0.0	0	1	-100.0
16,000,000-16,999,999	0	1	-100.0	2	1	100.0	16,000,000-16,999,999	0	0	0.0	0	1	-100.0
17,000,000-17,999,999	1	1	0.0	1	1	0.0	17,000,000-17,999,999	0	0	0.0	0	1	-100.0
18,000,000-18,999,999	1	1	0.0	1	1	0.0	18,000,000-18,999,999	0	0	0.0	0	0	0.0
19,000,000-19,999,999	2	1	100.0	2	2	0.0	19,000,000-19,999,999	0	0	0.0	1	1	0.0
20,000,000+	5	3	66.7	7	5	40.0	20,000,000+	2	1	100.0	4	2	100.0
Totals	1129	1130	-0.1	4960	5600	-11.4	Totals	975	1048	-7.0	4299	4621	-7.0

Information is deemed to be reliable, but is not guaranteed. © 2022 MLS and FBS. Prepared by Bryan on Friday, June 10, 2022 10:44 AM.