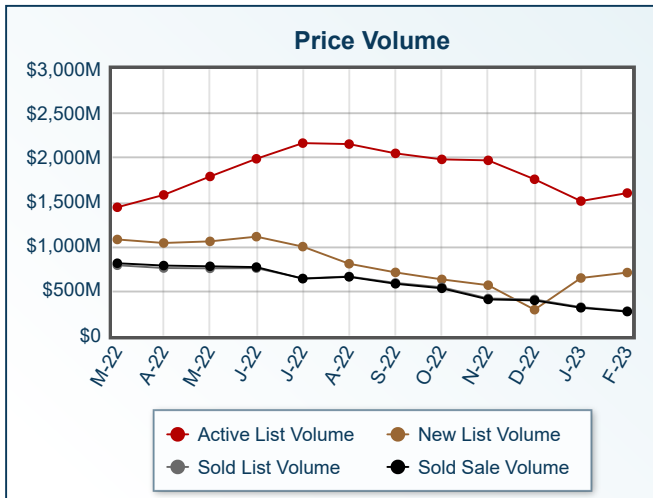
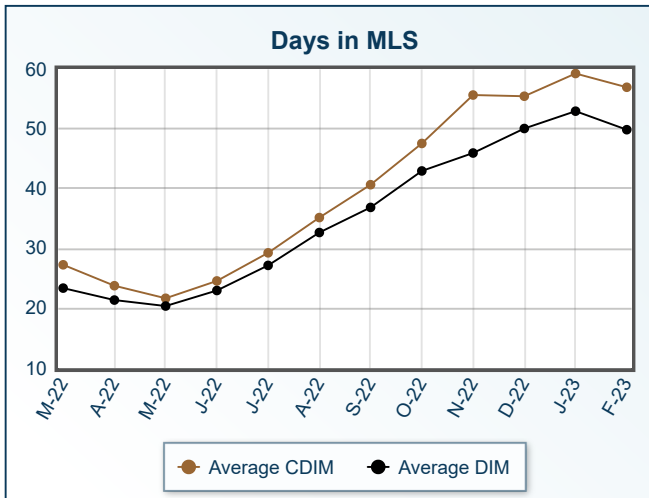
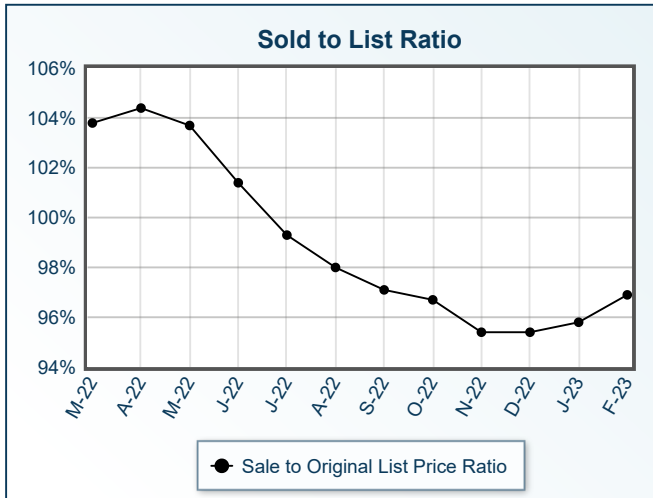
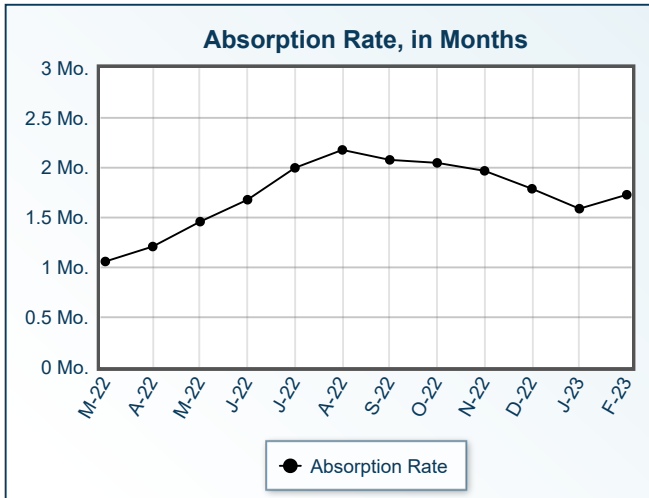
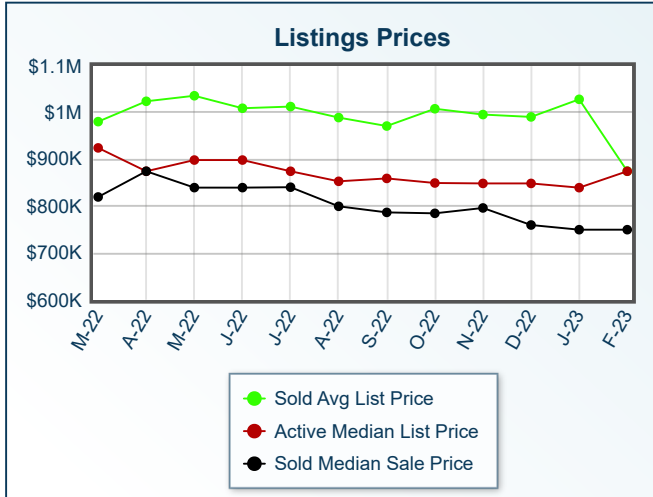
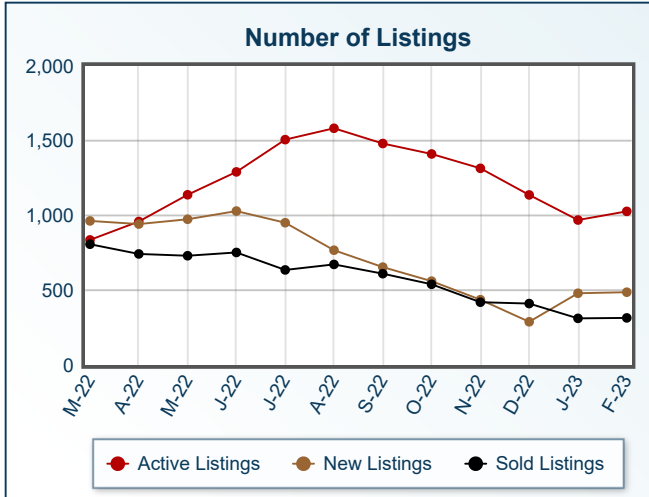


Market Summary

Ventura Residential, February 2023



Summary Statistics						
	Feb-23	Feb-22	% Chg	2023 YTD	2022 YTD	% Chg
Absorption Rate	1.73	0.98	76.53	1.66	0.94	76.60
Average List Price	\$1,562,492	\$1,727,647	-9.56	\$1,460,822	\$1,308,768	11.62
Median List Price	\$875,000	\$875,000	0.00	\$829,900	\$827,500	0.29
Average Sale Price	\$860,222	\$980,533	-12.27	\$932,643	\$960,814	-2.93
Median Sale Price	\$750,000	\$805,000	-6.83	\$810,000	\$775,000	4.52
Average CDIM	57	32	78.13	58	32	81.25
Median CDIM	29	16	81.25	22	18	22.22

	Sold Listings						Pending Listings					
	This Month			Year to Date			This Month			Year to Date		
	2023	2022	% Chg	2023	2022	% Chg	2023	2022	% Chg	2023	2022	% Chg
0-29,999	0	1	-100.0	0	1	-100.0	0	0	0.0	0	0	0.0
30,000-99,999	0	0	0.0	0	0	0.0	0	0	0.0	0	0	0.0
100,000-199,999	0	0	0.0	0	0	0.0	0	0	0.0	0	1	-100.0
200,000-299,999	0	2	-100.0	0	3	-100.0	0	1	-100.0	1	2	-50.0
300,000-399,999	7	13	-46.2	14	31	-54.8	16	13	23.1	27	35	-22.9
400,000-499,999	20	35	-42.9	41	59	-30.5	17	48	-64.6	38	84	-54.8
500,000-599,999	37	39	-5.1	71	97	-26.8	35	64	-45.3	85	121	-29.8
600,000-699,999	64	72	-11.1	123	144	-14.6	49	91	-46.2	115	167	-31.1
700,000-799,999	57	85	-32.9	116	150	-22.7	54	104	-48.1	126	197	-36.0
800,000-899,999	42	68	-38.2	74	143	-48.3	45	95	-52.6	83	169	-50.9
900,000-999,999	17	54	-68.5	28	96	-70.8	27	59	-54.2	46	109	-57.8
1,000,000-1,199,999	30	42	-28.6	58	79	-26.6	31	62	-50.0	64	100	-36.0
1,200,000-1,399,999	23	40	-42.5	39	70	-44.3	18	44	-59.1	39	76	-48.7
1,400,000-1,499,999	2	13	-84.6	7	23	-69.6	4	11	-63.6	10	25	-60.0
1,500,000-1,599,999	1	9	-88.9	4	16	-75.0	6	7	-14.3	8	13	-38.5
1,600,000-1,699,999	1	4	-75.0	7	11	-36.4	1	3	-66.7	5	10	-50.0
1,700,000-1,899,999	3	9	-66.7	13	17	-23.5	7	16	-56.2	13	20	-35.0
1,900,000-1,999,999	1	3	-66.7	3	6	-50.0	4	5	-20.0	8	10	-20.0
2,000,000-2,499,999	4	10	-60.0	13	26	-50.0	3	12	-75.0	12	22	-45.5
2,500,000-2,749,999	2	3	-33.3	3	6	-50.0	3	0	N/A	6	2	200.0
2,750,000-2,999,999	1	1	0.0	5	2	150.0	2	2	0.0	2	4	-50.0
3,000,000-3,249,999	1	1	0.0	1	3	-66.7	0	0	0.0	0	2	-100.0
3,250,000-3,499,999	1	0	N/A	2	1	100.0	1	2	-50.0	2	4	-50.0
3,500,000-3,749,999	0	1	-100.0	0	1	-100.0	0	2	-100.0	0	4	-100.0
3,750,000-3,999,999	0	2	-100.0	2	3	-33.3	0	4	-100.0	0	6	-100.0
4,000,000-4,249,999	0	2	-100.0	0	2	-100.0	0	1	-100.0	1	1	0.0
4,250,000-4,499,999	0	0	0.0	0	0	0.0	0	2	-100.0	0	2	-100.0
4,500,000-4,749,999	0	0	0.0	0	0	0.0	2	0	N/A	2	0	N/A
4,750,000-4,999,999	0	0	0.0	0	1	-100.0	0	1	-100.0	0	2	-100.0
5,000,000-5,999,999	1	0	N/A	1	1	0.0	0	3	-100.0	2	5	-60.0
6,000,000-6,999,999	0	2	-100.0	0	2	-100.0	0	1	-100.0	0	1	-100.0
7,000,000-7,999,999	0	2	-100.0	0	2	-100.0	0	2	-100.0	0	2	-100.0
8,000,000-8,999,999	0	0	0.0	1	0	N/A	0	0	0.0	0	0	0.0
9,000,000-9,999,999	0	0	0.0	0	0	0.0	0	0	0.0	0	0	0.0
10,000,000-10,999,999	0	0	0.0	0	0	0.0	0	0	0.0	0	0	0.0
11,000,000-11,999,999	0	0	0.0	0	0	0.0	0	0	0.0	0	0	0.0
12,000,000-12,999,999	0	0	0.0	0	0	0.0	0	0	0.0	0	0	0.0
13,000,000-13,999,999	0	0	0.0	0	0	0.0	0	0	0.0	0	0	0.0
14,000,000-14,999,999	0	0	0.0	0	0	0.0	0	0	0.0	0	0	0.0
15,000,000-15,999,999	0	0	0.0	1	0	N/A	0	0	0.0	0	0	0.0
16,000,000-16,999,999	0	0	0.0	0	0	0.0	0	0	0.0	0	0	0.0
17,000,000-17,999,999	0	0	0.0	0	0	0.0	0	0	0.0	0	0	0.0
18,000,000-18,999,999	0	0	0.0	0	0	0.0	0	0	0.0	0	0	0.0
19,000,000-19,999,999	0	0	0.0	0	0	0.0	0	0	0.0	0	0	0.0
20,000,000+	0	0	0.0	0	0	0.0	0	0	0.0	0	0	0.0
Totals	315	513	-38.6	627	996	-37.0	325	655	-50.4	695	1196	-41.9

Active Listings	This Month			Year to Date			New Listings	This Month			Year to Date		
	2023	2022	% Chg	2023	2022	% Chg		2023	2022	% Chg	2023	2022	% Chg
	0-29,999	0	0	0.0	2	0		N/A	0-29,999	1	0	N/A	2
30,000-99,999	0	1	-100.0	0	2	-100.0	30,000-99,999	0	1	-100.0	0	1	-100.0
100,000-199,999	1	0	N/A	1	1	0.0	100,000-199,999	0	0	0.0	0	1	-100.0
200,000-299,999	2	1	100.0	3	5	-40.0	200,000-299,999	0	1	-100.0	1	2	-50.0
300,000-399,999	32	17	88.2	66	60	10.0	300,000-399,999	20	21	-4.8	42	39	7.7
400,000-499,999	46	40	15.0	90	127	-29.1	400,000-499,999	25	51	-51.0	47	91	-48.4
500,000-599,999	84	69	21.7	186	200	-7.0	500,000-599,999	41	70	-41.4	97	150	-35.3
600,000-699,999	122	96	27.1	256	270	-5.2	600,000-699,999	64	116	-44.8	135	196	-31.1
700,000-799,999	160	106	50.9	325	319	1.9	700,000-799,999	79	123	-35.8	159	233	-31.8
800,000-899,999	96	94	2.1	191	255	-25.1	800,000-899,999	47	87	-46.0	90	179	-49.7
900,000-999,999	75	61	23.0	138	187	-26.2	900,000-999,999	41	78	-47.4	77	136	-43.4
1,000,000-1,199,999	79	62	27.4	155	169	-8.3	1,000,000-1,199,999	38	62	-38.7	76	114	-33.3
1,200,000-1,399,999	79	44	79.5	131	125	4.8	1,200,000-1,399,999	35	41	-14.6	60	82	-26.8
1,400,000-1,499,999	22	18	22.2	42	46	-8.7	1,400,000-1,499,999	15	13	15.4	22	28	-21.4
1,500,000-1,599,999	26	9	188.9	38	27	40.7	1,500,000-1,599,999	12	9	33.3	23	17	35.3
1,600,000-1,699,999	22	8	175.0	33	26	26.9	1,600,000-1,699,999	7	9	-22.2	16	16	0.0
1,700,000-1,899,999	27	20	35.0	46	37	24.3	1,700,000-1,899,999	10	13	-23.1	21	24	-12.5
1,900,000-1,999,999	13	13	0.0	22	25	-12.0	1,900,000-1,999,999	3	10	-70.0	11	15	-26.7
2,000,000-2,499,999	46	29	58.6	74	57	29.8	2,000,000-2,499,999	18	18	0.0	34	31	9.7
2,500,000-2,749,999	6	9	-33.3	11	17	-35.3	2,500,000-2,749,999	0	4	-100.0	2	7	-71.4
2,750,000-2,999,999	12	9	33.3	16	15	6.7	2,750,000-2,999,999	4	2	100.0	5	6	-16.7
3,000,000-3,249,999	1	3	-66.7	1	6	-83.3	3,000,000-3,249,999	0	2	-100.0	1	4	-75.0
3,250,000-3,499,999	7	8	-12.5	14	12	16.7	3,250,000-3,499,999	2	3	-33.3	3	5	-40.0
3,500,000-3,749,999	2	1	100.0	4	4	0.0	3,500,000-3,749,999	0	0	0.0	0	2	-100.0
3,750,000-3,999,999	8	9	-11.1	11	13	-15.4	3,750,000-3,999,999	2	2	0.0	2	7	-71.4
4,000,000-4,249,999	3	1	200.0	4	4	0.0	4,000,000-4,249,999	1	1	0.0	2	2	0.0
4,250,000-4,499,999	6	4	50.0	7	5	40.0	4,250,000-4,499,999	1	1	0.0	2	3	-33.3
4,500,000-4,749,999	5	2	150.0	8	3	166.7	4,500,000-4,749,999	2	1	100.0	7	1	600.0
4,750,000-4,999,999	5	10	-50.0	7	13	-46.2	4,750,000-4,999,999	1	2	-50.0	2	5	-60.0
5,000,000-5,999,999	12	9	33.3	16	19	-15.8	5,000,000-5,999,999	3	4	-25.0	4	5	-20.0
6,000,000-6,999,999	9	10	-10.0	13	12	8.3	6,000,000-6,999,999	4	0	N/A	7	5	40.0
7,000,000-7,999,999	2	4	-50.0	3	6	-50.0	7,000,000-7,999,999	0	1	-100.0	0	2	-100.0
8,000,000-8,999,999	3	4	-25.0	8	4	100.0	8,000,000-8,999,999	2	1	100.0	3	2	50.0
9,000,000-9,999,999	1	3	-66.7	1	4	-75.0	9,000,000-9,999,999	0	2	-100.0	0	4	-100.0
10,000,000-10,999,999	0	0	0.0	0	1	-100.0	10,000,000-10,999,999	0	0	0.0	0	0	0.0
11,000,000-11,999,999	2	1	100.0	4	1	300.0	11,000,000-11,999,999	4	0	N/A	4	1	300.0
12,000,000-12,999,999	3	1	200.0	5	1	400.0	12,000,000-12,999,999	1	0	N/A	1	0	N/A
13,000,000-13,999,999	0	0	0.0	0	0	0.0	13,000,000-13,999,999	0	0	0.0	0	0	0.0
14,000,000-14,999,999	4	1	300.0	4	4	0.0	14,000,000-14,999,999	0	1	-100.0	2	1	100.0
15,000,000-15,999,999	0	3	-100.0	0	3	-100.0	15,000,000-15,999,999	0	0	0.0	0	0	0.0
16,000,000-16,999,999	1	2	-50.0	3	2	50.0	16,000,000-16,999,999	2	0	N/A	2	0	N/A
17,000,000-17,999,999	1	1	0.0	1	1	0.0	17,000,000-17,999,999	0	0	0.0	1	0	N/A
18,000,000-18,999,999	0	0	0.0	0	0	0.0	18,000,000-18,999,999	0	0	0.0	0	0	0.0
19,000,000-19,999,999	0	0	0.0	0	0	0.0	19,000,000-19,999,999	0	0	0.0	0	0	0.0
20,000,000+	3	4	-25.0	7	4	75.0	20,000,000+	2	0	N/A	4	0	N/A
Totals	1028	787	30.6	1947	2092	-6.9	Totals	487	750	-35.1	967	1417	-31.8

Information is deemed to be reliable, but is not guaranteed. © 2023 MLS and FBS. Prepared by Bryan on Wednesday, March 01, 2023 1:34 AM.