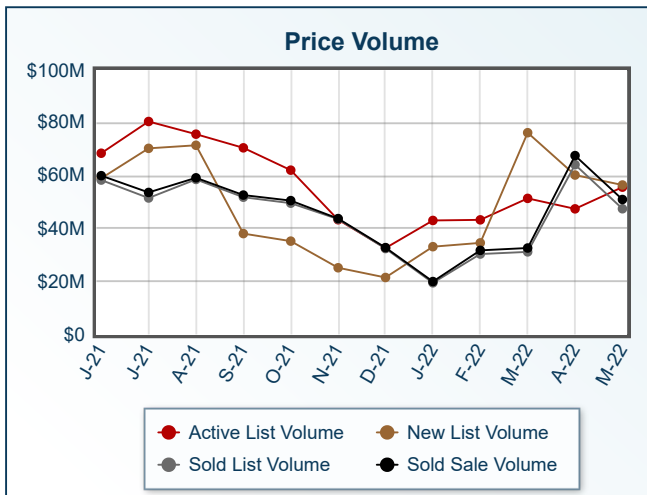
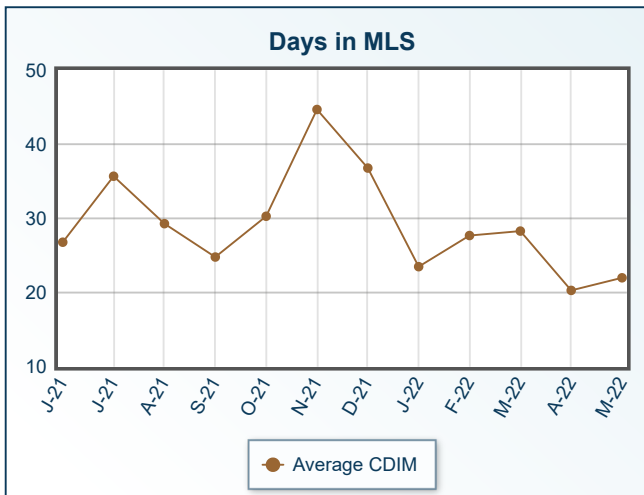
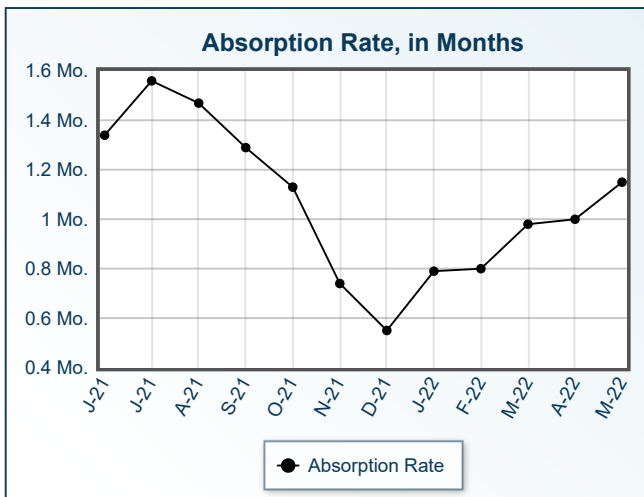
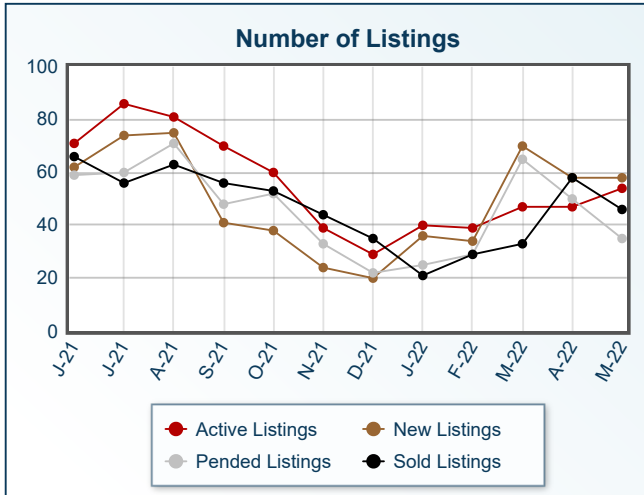


# Market Summary

## Newbury Park Residential, May 2022



<b>Summary Statistics</b>						
	<b>May-22</b>	<b>May-21</b>	<b>% Chg</b>	<b>2022 YTD</b>	<b>2021 YTD</b>	<b>% Chg</b>
Absorption Rate	1.15	1.32	-12.88	0.94	1.31	-28.24
Average List Price	\$1,032,172	\$950,809	8.56	\$1,034,560	\$907,655	13.98
Median List Price	\$955,500	\$847,000	12.81	\$959,900	\$845,000	13.60
Average Sale Price	\$1,110,161	\$901,495	23.15	\$1,087,110	\$914,156	18.92
Median Sale Price	\$975,000	\$855,000	14.04	\$915,000	\$815,000	12.27
Average CDIM	22	23	-4.35	23	35	-34.29
Median CDIM	15	22	-31.82	23	30	-23.33

	<b>Sold Listings</b>			<b>Pending Listings</b>		
	<b>This Month</b>			<b>Year to Date</b>		
	<b>2022</b>	<b>2021</b>	<b>% Chg</b>	<b>2022</b>	<b>2021</b>	<b>% Chg</b>
0-29,999	0	0	0.0	0	0	0.0
30,000-99,999	0	0	0.0	0	0	0.0
100,000-199,999	0	0	0.0	0	0	0.0
200,000-299,999	0	0	0.0	0	2	-100.0
300,000-399,999	0	0	0.0	6	5	20.0
400,000-499,999	0	1	-100.0	1	4	-75.0
500,000-599,999	1	2	-50.0	4	10	-60.0
600,000-699,999	2	4	-50.0	11	26	-57.7
700,000-799,999	4	10	-60.0	16	42	-61.9
800,000-899,999	7	14	-50.0	26	55	-52.7
900,000-999,999	12	11	9.1	33	31	6.5
1,000,000-1,199,999	3	2	50.0	27	16	68.8
1,200,000-1,399,999	6	4	50.0	22	26	-15.4
1,400,000-1,499,999	3	2	50.0	14	5	180.0
1,500,000-1,599,999	3	0	N/A	11	2	450.0
1,600,000-1,699,999	1	1	0.0	5	1	400.0
1,700,000-1,899,999	3	0	N/A	5	3	66.7
1,900,000-1,999,999	0	0	0.0	2	0	N/A
2,000,000-2,499,999	1	0	N/A	2	3	-33.3
2,500,000-2,749,999	0	0	0.0	1	0	N/A
2,750,000-2,999,999	0	0	0.0	0	0	0.0
3,000,000-3,249,999	0	0	0.0	0	1	-100.0
3,250,000-3,499,999	0	0	0.0	0	0	0.0
3,500,000-3,749,999	0	0	0.0	0	0	0.0
3,750,000-3,999,999	0	0	0.0	1	0	N/A
4,000,000-4,249,999	0	0	0.0	0	0	0.0
4,250,000-4,499,999	0	0	0.0	0	0	0.0
4,500,000-4,749,999	0	0	0.0	0	0	0.0
4,750,000-4,999,999	0	0	0.0	0	0	0.0
5,000,000-5,999,999	0	0	0.0	0	0	0.0
6,000,000-6,999,999	0	0	0.0	0	0	0.0
7,000,000-7,999,999	0	0	0.0	0	0	0.0
8,000,000-8,999,999	0	0	0.0	0	0	0.0
9,000,000-9,999,999	0	0	0.0	0	0	0.0
10,000,000-10,999,999	0	0	0.0	0	0	0.0
11,000,000-11,999,999	0	0	0.0	0	0	0.0
12,000,000-12,999,999	0	0	0.0	0	0	0.0
13,000,000-13,999,999	0	0	0.0	0	0	0.0
14,000,000-14,999,999	0	0	0.0	0	0	0.0
15,000,000-15,999,999	0	0	0.0	0	0	0.0
16,000,000-16,999,999	0	0	0.0	0	0	0.0
17,000,000-17,999,999	0	0	0.0	0	0	0.0
18,000,000-18,999,999	0	0	0.0	0	0	0.0
19,000,000-19,999,999	0	0	0.0	0	0	0.0
20,000,000+	0	0	0.0	0	0	0.0
<b>Totals</b>	<b>46</b>	<b>51</b>	<b>-9.8</b>	<b>187</b>	<b>232</b>	<b>-19.4</b>

Active Listings	This Month			Year to Date			New Listings	This Month			Year to Date		
	2022	2021	% Chg	2022	2021	% Chg		2022	2021	% Chg	2022	2021	% Chg
	0-29,999	0	0	0.0	0	1		-100.0	0-29,999	0	0	0.0	0
30,000-99,999	0	0	0.0	0	0	0.0	30,000-99,999	0	0	0.0	0	0	0.0
100,000-199,999	0	0	0.0	0	0	0.0	100,000-199,999	0	0	0.0	0	0	0.0
200,000-299,999	0	0	0.0	0	3	-100.0	200,000-299,999	0	1	-100.0	0	2	-100.0
300,000-399,999	3	2	50.0	10	10	0.0	300,000-399,999	1	1	0.0	9	6	50.0
400,000-499,999	0	1	-100.0	6	9	-33.3	400,000-499,999	3	1	200.0	6	8	-25.0
500,000-599,999	1	3	-66.7	6	18	-66.7	500,000-599,999	0	4	-100.0	6	15	-60.0
600,000-699,999	3	3	0.0	21	34	-38.2	600,000-699,999	5	8	-37.5	20	27	-25.9
700,000-799,999	4	20	-80.0	33	78	-57.7	700,000-799,999	5	14	-64.3	29	65	-55.4
800,000-899,999	9	11	-18.2	41	65	-36.9	800,000-899,999	9	13	-30.8	36	53	-32.1
900,000-999,999	12	10	20.0	52	41	26.8	900,000-999,999	12	11	9.1	47	33	42.4
1,000,000-1,199,999	12	5	140.0	50	31	61.3	1,000,000-1,199,999	15	4	275.0	47	24	95.8
1,200,000-1,399,999	2	5	-60.0	26	32	-18.7	1,200,000-1,399,999	3	9	-66.7	21	27	-22.2
1,400,000-1,499,999	1	1	0.0	14	7	100.0	1,400,000-1,499,999	2	0	N/A	13	5	160.0
1,500,000-1,599,999	2	1	100.0	10	1	900.0	1,500,000-1,599,999	2	0	N/A	9	1	800.0
1,600,000-1,699,999	1	1	0.0	4	2	100.0	1,600,000-1,699,999	0	0	0.0	2	2	0.0
1,700,000-1,899,999	1	0	N/A	5	3	66.7	1,700,000-1,899,999	1	1	0.0	5	2	150.0
1,900,000-1,999,999	2	0	N/A	2	0	N/A	1,900,000-1,999,999	0	0	0.0	2	0	N/A
2,000,000-2,499,999	1	3	-66.7	2	7	-71.4	2,000,000-2,499,999	0	1	-100.0	2	5	-60.0
2,500,000-2,749,999	0	0	0.0	1	0	N/A	2,500,000-2,749,999	0	0	0.0	1	0	N/A
2,750,000-2,999,999	0	0	0.0	1	0	N/A	2,750,000-2,999,999	0	0	0.0	1	0	N/A
3,000,000-3,249,999	0	0	0.0	0	1	-100.0	3,000,000-3,249,999	0	0	0.0	0	1	-100.0
3,250,000-3,499,999	0	0	0.0	0	0	0.0	3,250,000-3,499,999	0	0	0.0	0	0	0.0
3,500,000-3,749,999	0	0	0.0	1	0	N/A	3,500,000-3,749,999	0	0	0.0	0	0	0.0
3,750,000-3,999,999	0	0	0.0	0	0	0.0	3,750,000-3,999,999	0	0	0.0	0	0	0.0
4,000,000-4,249,999	0	0	0.0	0	0	0.0	4,000,000-4,249,999	0	0	0.0	0	0	0.0
4,250,000-4,499,999	0	0	0.0	0	0	0.0	4,250,000-4,499,999	0	0	0.0	0	0	0.0
4,500,000-4,749,999	0	0	0.0	0	0	0.0	4,500,000-4,749,999	0	0	0.0	0	0	0.0
4,750,000-4,999,999	0	0	0.0	0	0	0.0	4,750,000-4,999,999	0	0	0.0	0	0	0.0
5,000,000-5,999,999	0	0	0.0	0	0	0.0	5,000,000-5,999,999	0	0	0.0	0	0	0.0
6,000,000-6,999,999	0	0	0.0	0	0	0.0	6,000,000-6,999,999	0	0	0.0	0	0	0.0
7,000,000-7,999,999	0	0	0.0	0	0	0.0	7,000,000-7,999,999	0	0	0.0	0	0	0.0
8,000,000-8,999,999	0	0	0.0	0	0	0.0	8,000,000-8,999,999	0	0	0.0	0	0	0.0
9,000,000-9,999,999	0	0	0.0	0	0	0.0	9,000,000-9,999,999	0	0	0.0	0	0	0.0
10,000,000-10,999,999	0	0	0.0	0	0	0.0	10,000,000-10,999,999	0	0	0.0	0	0	0.0
11,000,000-11,999,999	0	0	0.0	0	0	0.0	11,000,000-11,999,999	0	0	0.0	0	0	0.0
12,000,000-12,999,999	0	0	0.0	0	0	0.0	12,000,000-12,999,999	0	0	0.0	0	0	0.0
13,000,000-13,999,999	0	0	0.0	0	0	0.0	13,000,000-13,999,999	0	0	0.0	0	0	0.0
14,000,000-14,999,999	0	0	0.0	0	0	0.0	14,000,000-14,999,999	0	0	0.0	0	0	0.0
15,000,000-15,999,999	0	0	0.0	0	0	0.0	15,000,000-15,999,999	0	0	0.0	0	0	0.0
16,000,000-16,999,999	0	0	0.0	0	0	0.0	16,000,000-16,999,999	0	0	0.0	0	0	0.0
17,000,000-17,999,999	0	0	0.0	0	0	0.0	17,000,000-17,999,999	0	0	0.0	0	0	0.0
18,000,000-18,999,999	0	0	0.0	0	0	0.0	18,000,000-18,999,999	0	0	0.0	0	0	0.0
19,000,000-19,999,999	0	0	0.0	0	0	0.0	19,000,000-19,999,999	0	0	0.0	0	0	0.0
20,000,000+	0	0	0.0	0	0	0.0	20,000,000+	0	0	0.0	0	0	0.0
Totals	54	66	-18.2	285	343	-16.9	Totals	58	68	-14.7	256	277	-7.6

Information is deemed to be reliable, but is not guaranteed. © 2022 MLS and FBS. Prepared by Bryan on Friday, June 10, 2022 10:51 AM.