

SLIMTECH

CONTEMPORARY ROOFLIGHT

INSTALLATION GUIDE

You will need:




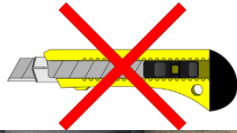
For bitumen
felted roofs




For
GRP/EPDM
roofs



1 - Lift the roof near to the timber kerb before removing the timber packing and protection tape. Do not use a blade to remove packaging.




2 - Remove any loose debris from the upstand and apply a generous bead of the relevant sealant (see above) to eliminate any drafts.



3 - Make sure the roof has an overhang all round, to allow water to discharge.



4 - Centralise the inside of the roof with the internal upstand, this will allow the plasterboard to fit neatly into the plasterboard pocket.



5 - Bend the fixing straps down to the upstand and screw onto the upstand to secure the rooflight.



Specialised Roofline Supplies

01303 847867
folkestone@srsupvc.co.uk

01233 500794
ashford@srsupvc.co.uk