

# **Kayflow<sup>®</sup>**

## **Rainwater Underground & Soil Systems**



**underground**



**soil**



**rainwater**

**[www.kayflow.co.uk](http://www.kayflow.co.uk)**



### Standard Gutters



KM 508760

- Easy to fit with a complete range of colour matched fittings
- Choice of 4 designs
- 10 year guarantee\*
- High gloss finish with a choice of up to 5 colours
- Lightweight for ease of storage and transportation
- Low maintenance
- Durable and tough
- Kitemarked

P 4 – 9

### SuperDeep 170



KM 508760

- Exceptionally strong components
- High capacity super deep system for commercial application
- Designed for high volume capture
- Market leading flow capacity
- Choice of downpipe sizes
- 10 year guarantee\*
- High gloss finish in black and grey

P 10 – 11

### Cast Iron Effect Gutters

- Authentic cast iron look without the weight or cost
- Choice of 3 designs
- Square or round downpipes
- Unique pipe fittings with built in saddle strap
- Durable and tough
- 10 year guarantee

P 12 – 14

### Underground Drainage



KM 655203

- User friendly easy fit system
- Lightweight, easy to handle
- Impact resistant and extremely durable in use
- A wide range of products and ancillary fittings
- Tested to BS EN 1401-1: 2009 PVC-U Underground Drainage Systems\*\*

P 16 – 21

### Soil



KM 664034

- A wide range of profiles and fittings manufactured from PVC-U.
- High gloss PVC-U for low maintenance
- Lightweight, durable and easy to install
- Compatible with most other UK systems
- Choice of 3 colours
- Tested to BS EN 1329-1: 2014 Plastics piping systems for soil and waste discharge\*\*

P 22 – 23

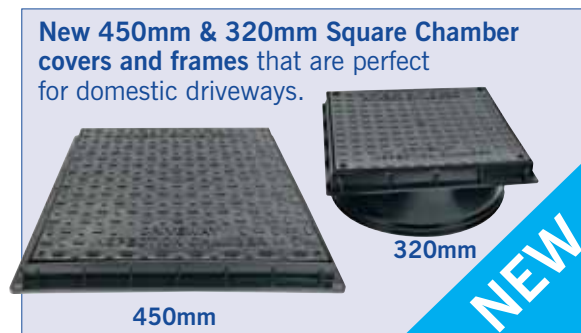
\*Excludes Caramel. \*\*For scope refer to the manufacturer.

## Kayflow is a comprehensive range of Rainwater, Soil and Underground drainage products.

The Kayflow range is ideal for builders merchants and PVC stockists. Kayflow is easy to deal with having a straight forward pricing structure, and a national delivery service with low minimum order levels.

Kayflow can be specified with confidence. The technical team are there to help with questions concerning flow rates and installation procedures.

Kayflow installers have a wide choice of rainwater products and the quality and fit of the clipping system is widely regarded as excellent.



## accessories

### rise & fall bracket (half round)

	code	pk	colours
	KFRB	10	

### rise & fall bracket (square)

	code	pk	colours
	KFRBS	10	

### rise & fall bracket (universal)

	code	pk	colours
	KFRBU	10	

Metal brackets are galvanised or zinc plated for excellent water resistance.

### side rafter bracket

	code	pk	colours
	KFSRB	10	

### top rafter bracket

	code	pk	colours
	KFTRB	10	

### rainwater diverter and leaf trap

	code	pk	colours
	KFRD1	1	W, BL

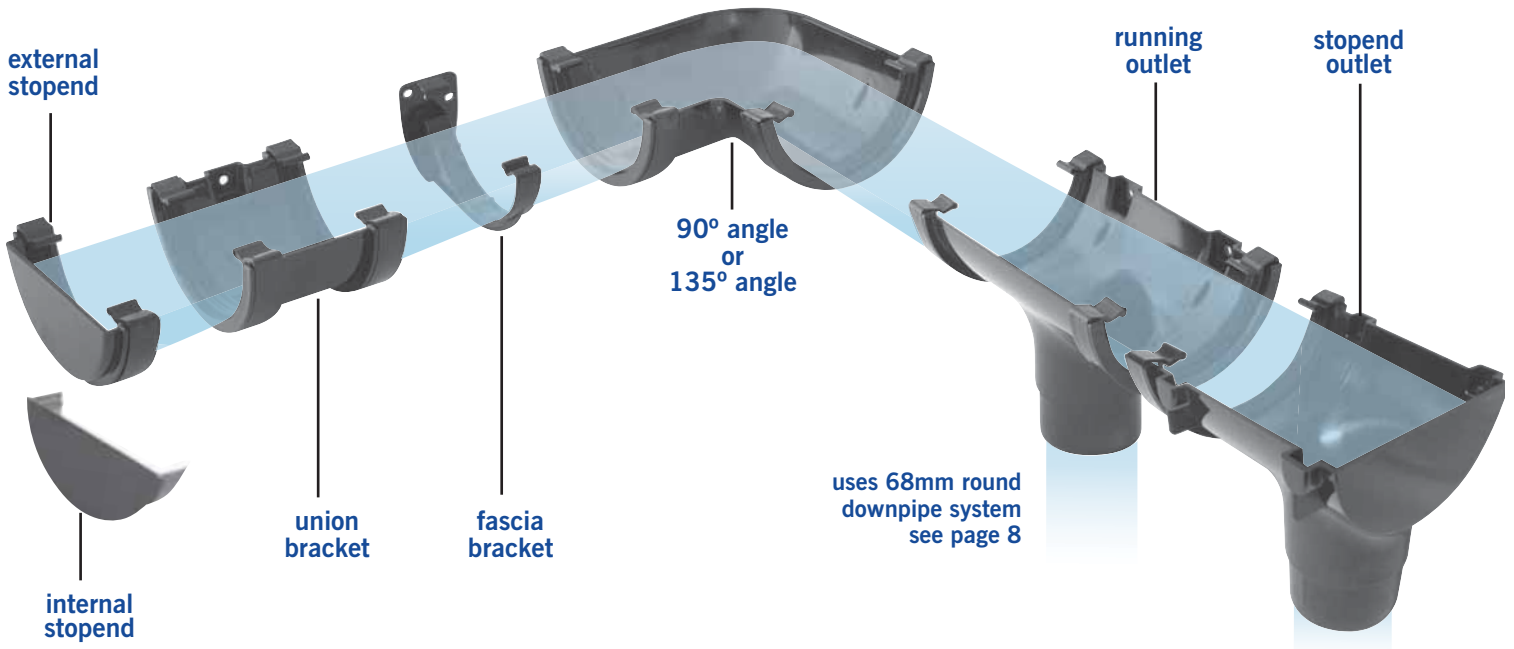
### hopper (square/round)

	code	pk	colours
	KFHS1	10	W, BL, BR, C, GY, AG

# Kayflow<sup>®</sup>

## half round gutter

Height	Width	Flow Rate	Area Drained	Down Pipe
50mm	112mm	0.9 l/s	43m <sup>2</sup>	Round (P8)



**half round gutter**

	code	pk	colours
	KFG4	6x4m	W, BL, BR, GY,
	KFG5	6x5m	W, BL

**running outlet**

	code	pk	colours
	KFO1	20	W, BL, BR, GY

**90° angle**

	code	pk	colours
	KFA1	20	W, BL, BR, GY

**stopend outlet**

	code	pk	colours
	KFO2	20	W, BL, BR, GY

**135° angle**

	code	pk	colours
	KFA2	20	W, BL, BR, GY

**reversible gutter adaptors**

		code	pk	colours
	round/square	KFDS3	10	W, BL, BR
	round/deep	KFD9	1	W, BL, BR

**external/internal stopends**

	code	pk	colours
ext	KFE1	100	W, BL, BR, GY
int	KFE2	20	W, BL, BR, GY

**handed round/ogee gutter adaptors**

		code	pk	colours
	*ogee/round	OGR1	1	W, BL, BR
	*round/ogee	OGR2	1	W, BL, BR

**fascia bracket**

	code	pk	colours
	KFK1	100	W, BL, BR, GY

**side rafter / top rafter bracket**

		code	pk	colours
side		KFSRB	10	
top		KFTRB	10	

**union bracket**

	code	pk	colours
	KFU1	30	W, BL, BR, GY

**hopper (square/round)**

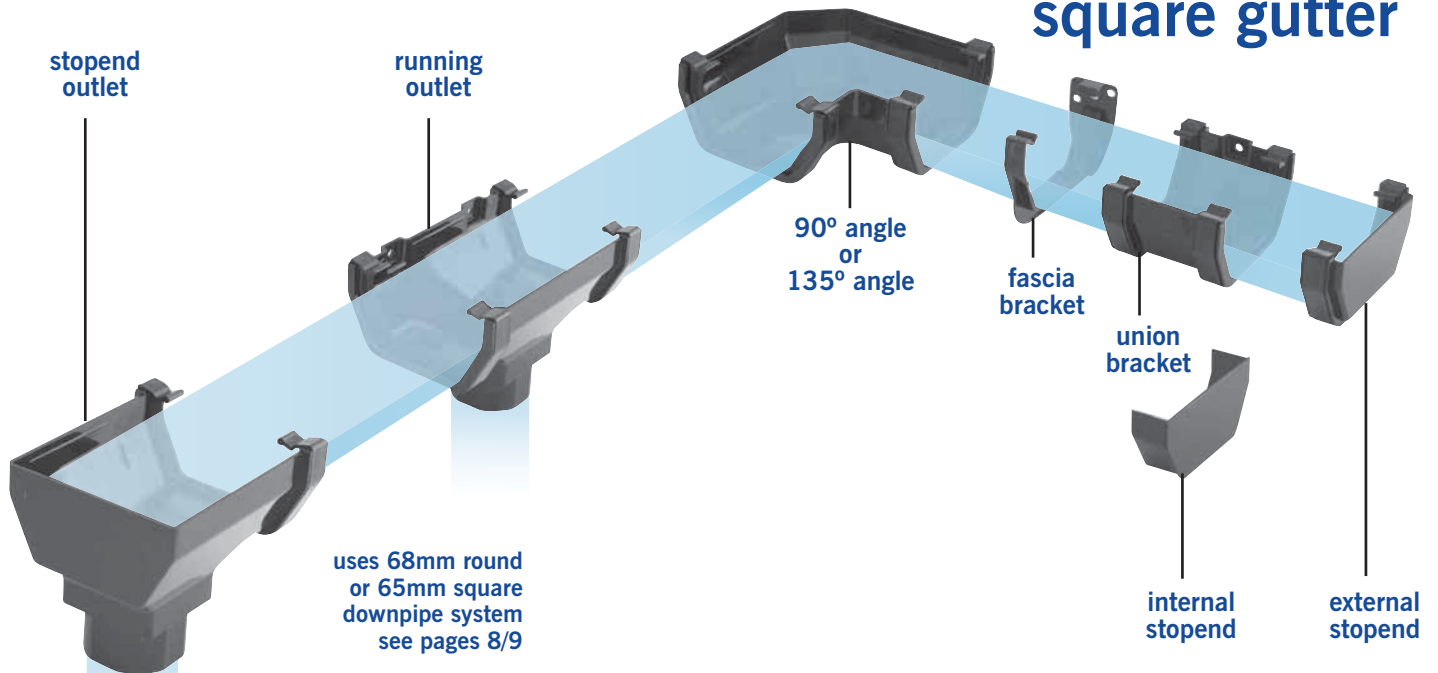
	code	pk	colours
	KFHS1	10	W, BL, BR, C, GY, AG

h 150 x w 247 x d 165mm

\*Gutter adaptors - description denotes which side each section is on when looking at the building.

Height	Width	Flow Rate	Area Drained	Down Pipe
57mm	117mm	1.6 l/s	76m <sup>2</sup>	Round/Square (P8/9)

# Kayflow<sup>®</sup> square gutter



square gutter			
	code	pk	colours
	KFGS4	6x4m	W, BL, BR, C
	KFGS5	6x5m	W, BL, BR

running outlet			
	code	pk	colours
	KFOS1	20	W, BL, BR, C

90° angle			
	code	pk	colours
	KFAS1	10	W, BL, BR, C

stopend outlet			
	code	pk	colours
	KFOS2	20	W, BL, BR, C

135° angle			
	code	pk	colours
	KFAS2	10	W, BL, BR, C

reversible gutter adaptors			
	code	pk	colours
 square/round	KFDS3	10	W, BL, BR
 square/deep	KFD10	1	W, BL, BR

external/internal stopends			
	code	pk	colours
 ext	KFES1	100	W, BL, BR, C
 int	KFES2	20	W, BL, BR

handed round/ogee gutter adaptors			
	code	pk	colours
 *ogee/square	OGS1	1	W, BL, BR
 *square/ogee	OGS2	1	W, BL, BR

fascia bracket			
	code	pk	colours
	KFKS1	100	W, BL, BR, C

side rafter bracket			
	code	pk	colours
	KFSRB	10	

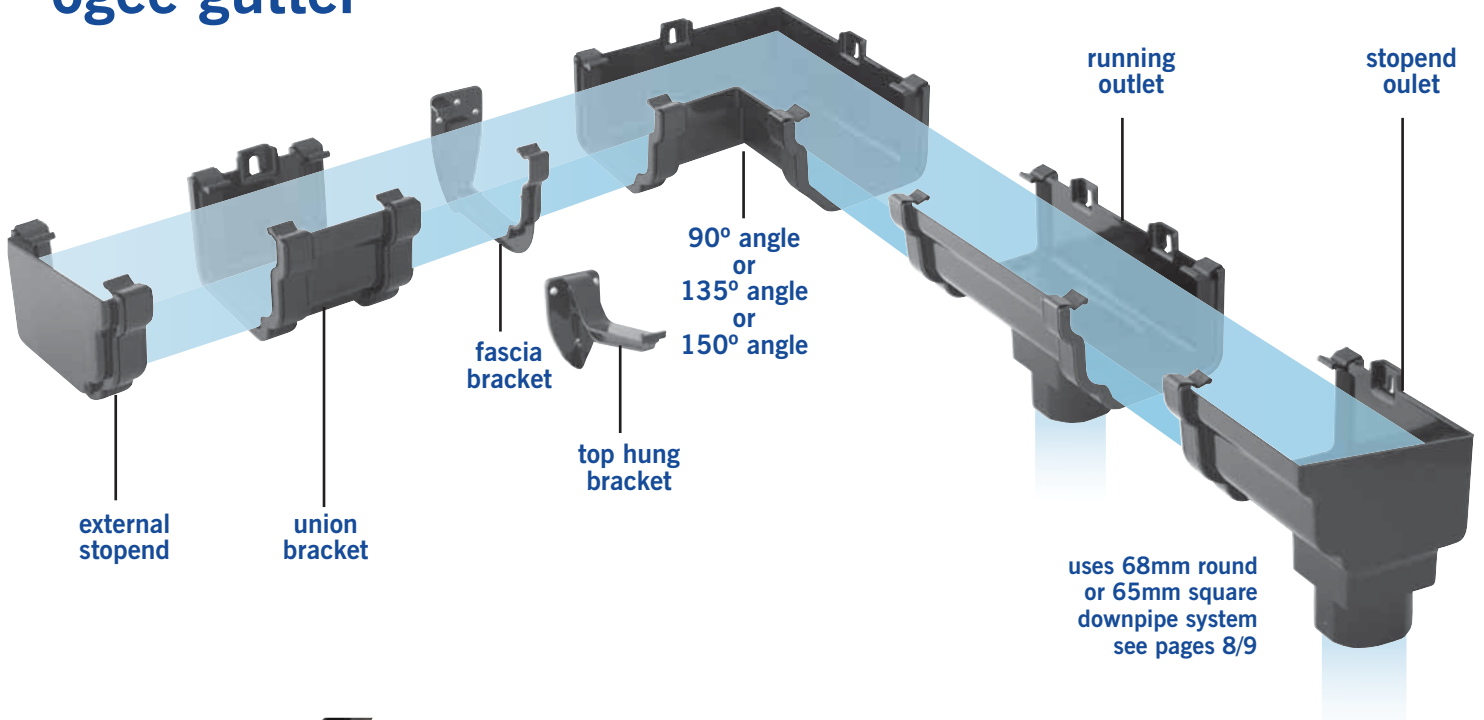
union bracket			
	code	pk	colours
	KFUS1	30	W, BL, BR, C

top rafter bracket			
	code	pk	colours
	KFTRB	10	

# Kayflow<sup>®</sup>

## ogee gutter

Height	Width	Flow Rate	Area Drained	Down Pipe
70mm	120mm	2.2 l/s	105m <sup>2</sup>	Round/Square (P8/9)



ogee gutter			
	code	pk	colours
	OGG4	4x4m	W, BL, BR, C

gutter brackets				
	code	pk	colours	
	OGK1	100	W, BL, BR, C	
	OGK2	20	W, BL, BR, C	

90° & 135° internal angle			
	code	pk	colours
	OGA1	10	W, BL, BR, C
	OGA3	10	W, BL, BR, C

running outlet			
	code	pk	colours
	OGO1	10	W, BL, BR, C

90° external angle			
	code	pk	colours
	OGA2	10	W, BL, BR, C

stopend outlets				
	code	pk	colours	
	OGO2 (R)	10	W, BL, BR, C	
	OGO3 (L)	10	W, BL, BR, C	

135° & 150° external angles			
	code	pk	colours
	OGA4	10	W, BL, BR, C
	OGA5	4	W, BL, BR, C

handed ogee/deep gutter adaptors				
	code	pk	colours	
	OGD1	1	W, BL, BR	
	OGD2	1	W, BL, BR	

union bracket			
	code	pk	colours
	OGU1	8	W, BL, BR, C

handed square/ogee gutter adaptors				
	code	pk	colours	
	OGS1	1	W, BL, BR	
	OGS2	1	W, BL, BR	

external stopend			
	code	pk	colours
	OGE1 (L)	10	W, BL, BR, C
	OGE2 (R)		

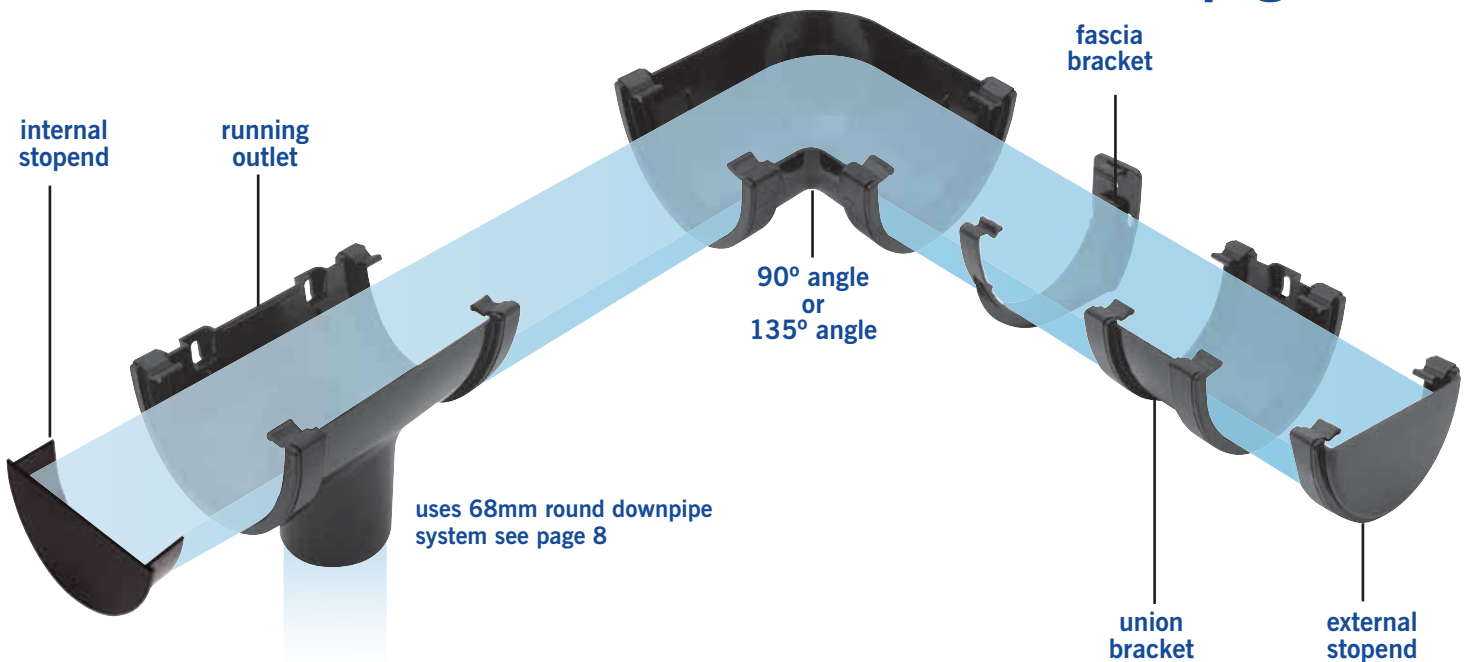
handed round/ogee gutter adaptors				
	code	pk	colours	
	OGR1	1	W, BL, BR	
	OGR2	1	W, BL, BR	

\*Gutter adaptors - description denotes which side each section is on when looking at the building.

Height	Width	Flow Rate	Area Drained	Down Pipe
71mm	114mm	1.8 l/s	86m <sup>2</sup>	Round (P8)

# Kayflow<sup>®</sup>

## deep gutter



### deep gutter

	code	pk	colours
	KDG4	6x4m	W, BL, BR, AG

### 90° angle

	KDA1	4	W, BL, BR, AG
--	------	---	---------------

### 135° angle

	KDA2	4	W, BL, BR, AG
--	------	---	---------------

### internal/external stopend

	KDE1	10	W, BL, BR, AG
	KDE2	10	W, BL, BR, AG

### reversible gutter adaptors

	deep/round	KFD9	1	W, BL, BR
	deep/square	KFD10	1	W, BL, BR

### handed ogee/deep gutter adaptors

	*ogee/deep	OGD1	1	W, BL, BR
	*deep/ogee	OGD2	1	W, BL, BR

### fascia bracket

	code	pk	colours
	KDK1	100	W, BL, BR, AG

### running outlet

	KDO1	10	W, BL, BR, AG
--	------	----	---------------

### union bracket

	KDU1	10	W, BL, BR, AG
--	------	----	---------------

## accessories

### rainwater diverter and leaf trap

	KFRD1	1	W, BL
--	-------	---	-------

### hopper (square/round)

	KFHS1	10	W, BL, BR, C, GY, AG
--	-------	----	----------------------




h 150 x w 247 x d 165mm


# Kayflow®


## round down pipe


- 68mm diameter
- use with half round, square, ogee & deep





	round down pipe		
	code	pk	colours
	2.5m	KFP25	6 W, BL, BR, GY, AG
	4m	KFP4	6 W, BL, BR, AG
	5.5m	KFP55	6 W, BL, BR, GY, AG

	92.5° offset bend		
	code	pk	colours
	KFB1	20	W, BL, BR, GY, AG


	112.5° offset bend		
	code	pk	colours
	KFB2	30	W, BL, BR, GY, AG


	shoe		
	code	pk	colours
	KFB3	30	W, BL, BR, GY, AG

	pipe clip		
	code	pk	colours
	KFC1	100	W, BL, BR, GY, AG

	concealed fixing pipe clip		
	code	pk	colours
	OGC3	10	W, BL, BR

	square/round hopper		
	code	pk	colours
	KFHS1	10	W, BL, BR, C, GY, AG

	pipe socket		
	code	pk	colours
	KFS1	20	W, BL, BR, GY, AG


	112.5° branch		
	code	pk	colours
	KFY1	10	W, BL, BR, GY, AG

	square/round down pipe adaptor		
	code	pk	colours
	KFDS2	10	W, BL, BR, C


	round access pipe		
	code	pk	colours
	KFAP	1	W, BL, BR




**square down pipe**

		code	pk	colours
	2.5m	KFPS25	6	W, BL, BR, C
	4m	KFPS4	6	W, BL, BR
	5.5m	KFPS55	6	W, BL, BR, C


**92.5° offset bend**

	KFBS1	20	W, BL, BR, C
---	-------	----	--------------


**112.5° offset bend**

	KFBS2	30	W, BL, BR, C
---	-------	----	--------------


**shoe**

	KFBS3	30	W, BL, BR, C
---	-------	----	--------------

**pipe clip**

	KFCS1	100	W, BL, BR, C
--	-------	-----	--------------


**pipe clip (flush)**

	KFCS2	100	W, BL, BR, C
---	-------	-----	--------------


**hopper (square/round)**

	KFHS1	10	W, BL, BR, C, GY, AG
--	-------	----	----------------------

**pipe socket**

	KFSS1	20	W, BL, BR, C
---	-------	----	--------------

**112.5° branch**

	KFYS1	10	W, BL, BR, C
---	-------	----	--------------

**square/round down pipe adaptor**

	KFDS2	10	W, BL, BR, C
---	-------	----	--------------

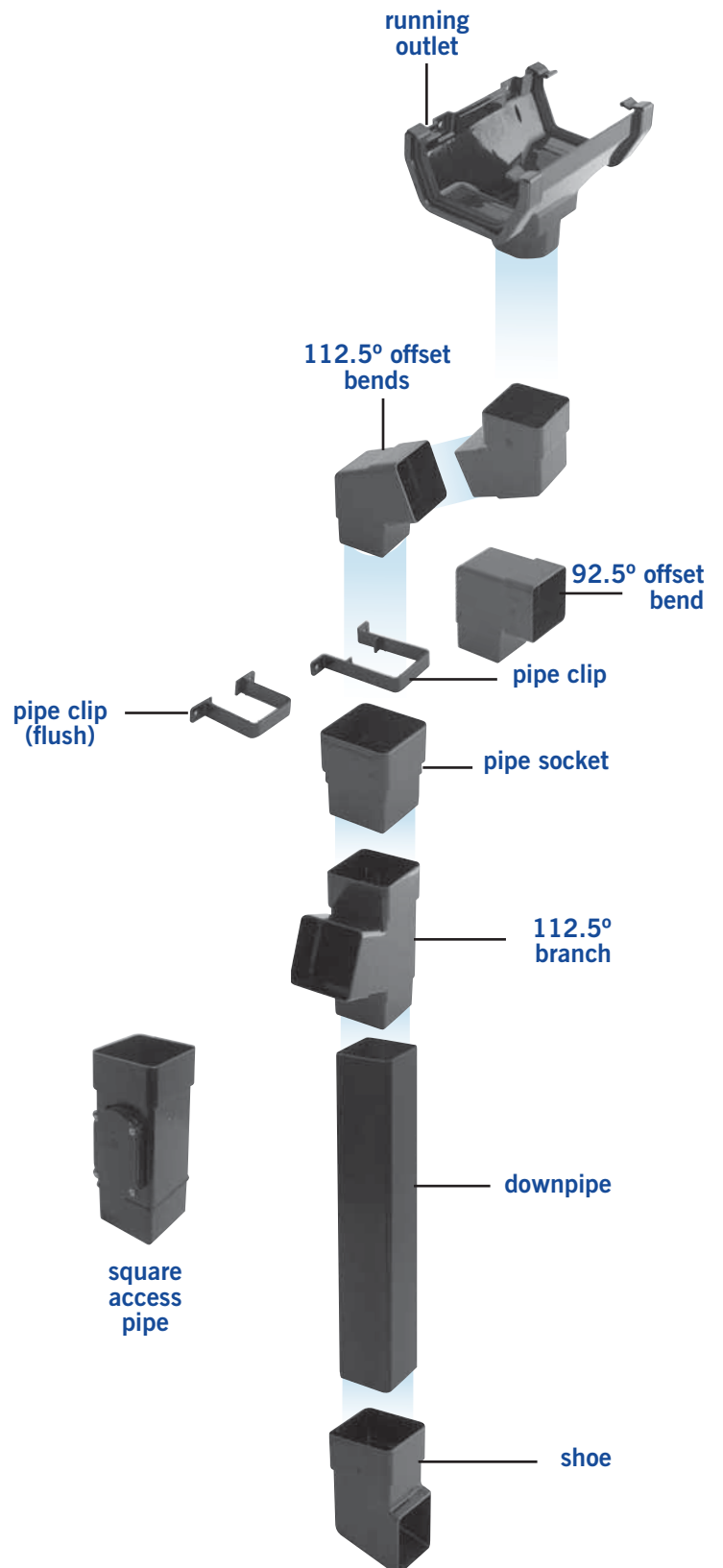
**square access pipe**

	KFSAP	1	W, BL, BR
---	-------	---	-----------

# Kayflow®

## square down pipe

- 65mm x 65mm
- use with square and ogee



# Kayflow®

## SuperDeep 170

Kayflow SuperDeep 170 is a super tough, high capacity gutter for use on commercial buildings, hotels, flats and any structure that has a large roof area.

### Tough Construction

SuperDeep 170 has a high material content that ensures it can easily contain the weight of water that could potentially flow into its huge gutter profile. Each fascia bracket is capable of supporting over 125kg and the union can take over half as much again.

The gutter angles have been produced as individual internal and external versions. This allows positive fixing of each unit to the fascia board.

### High Capacity

SuperDeep 170 is one of the largest and toughest commercial rainwater systems available.

At 170mm from rim to rim SuperDeep 170 has a huge reservoir and is designed to move water rapidly into and down a 100mm or 110mm down pipe.

SuperDeep 170 has an independently tested, market leading flow rate of 4.3 litres per second.

- Ultra tough, thick-wall system
- 170mm high capacity commercial system
- White core reduces heat absorption
- Uses 100mm or 110mm downpipe
- Internal and external versions of angles
- Fix fascia brackets at maximum 600mm centres
- Kitemark KM508760 to BS EN 607:2004 and BS EN 1462:2004



KM 508760

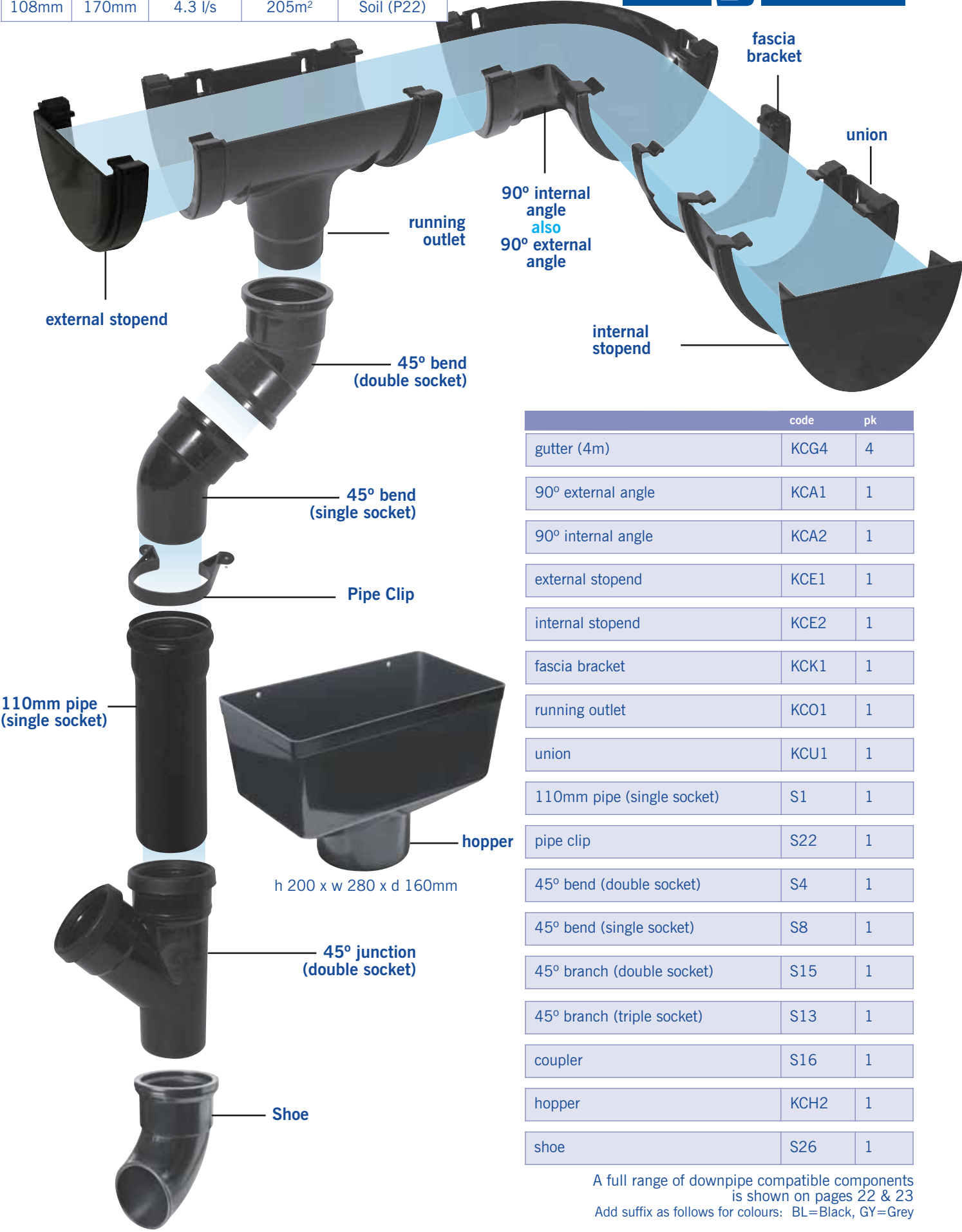
**conventional  
deep flow**  
(see page 7)



**SuperDeep 170**



Height	Width	Flow Rate	Area Drained	Down Pipe
108mm	170mm	4.3 l/s	205m <sup>2</sup>	Soil (P22)



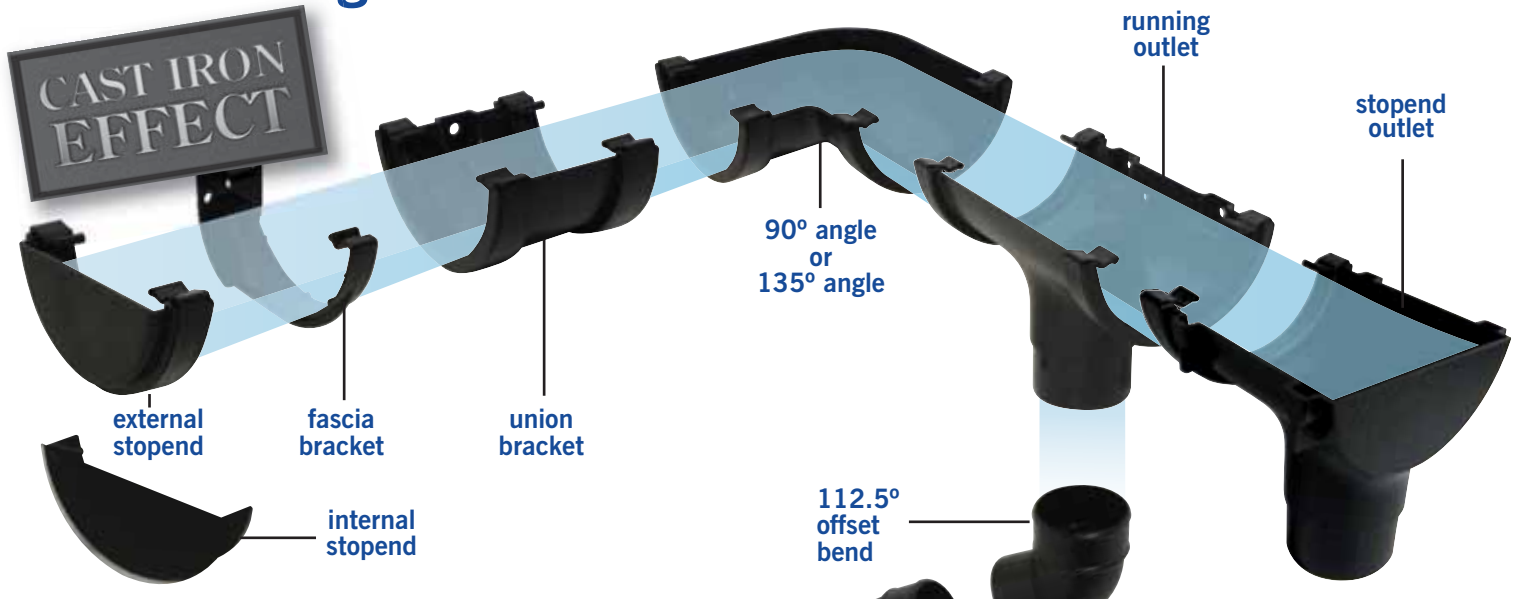
	code	pk
gutter (4m)	KCG4	4
90° external angle	KCA1	1
90° internal angle	KCA2	1
external stopend	KCE1	1
internal stopend	KCE2	1
fascia bracket	KCK1	1
running outlet	KCO1	1
union	KCU1	1
110mm pipe (single socket)	S1	1
pipe clip	S22	1
45° bend (double socket)	S4	1
45° bend (single socket)	S8	1
45° branch (double socket)	S15	1
45° branch (triple socket)	S13	1
coupler	S16	1
hopper	KCH2	1
shoe	S26	1

A full range of downpipe compatible components is shown on pages 22 & 23  
 Add suffix as follows for colours: BL=Black, GY=Grey

# Kayflow<sup>®</sup>

## half round gutter

Height	Width	Flow Rate	Area Drained	Down Pipe
50mm	112mm	0.9 l/s	43m <sup>2</sup>	Round



	code	pk
gutter (4m)	KFG4	1
90° angle	KFA1	1
135° angle	KFA2	1
external stopend	KFE1	1
internal stopend	KFE2	1
fascia bracket	KFK1	1
running outlet	KFO1	1
stopend outlet	KFO2	1
union bracket	KFU1	1
round downpipe (2.5m)	KFP25	1
92.5° offset bend	KFB1	1
112.5° offset bend	KFB2	1
shoe with lugs	KFB4	1
pipe clip with lugs	KFC2	1
hopper with lugs	KFHS2	1
pipe socket with lugs	KFS2	1
112.5° branch	KFY1	1

pipe clip

pipe socket

112.5° branch

downpipe

shoe

112.5° offset bend

92.5° offset bend

### Cast Iron Effect

Complete system with bespoke components for an authentic cast iron appearance.



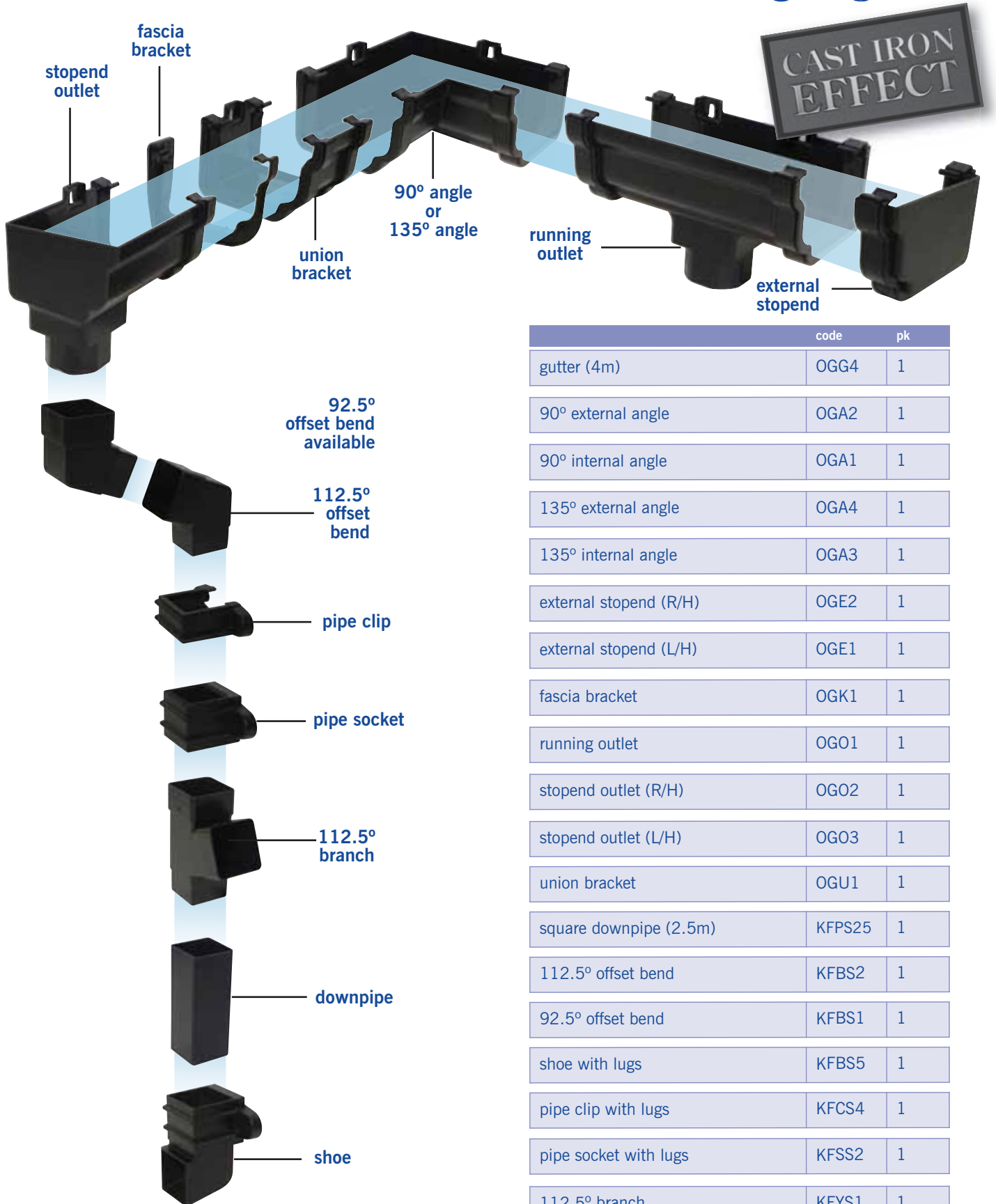
Cast Effect Hopper

h 258 x w 312 x d 210mm

Height	Width	Flow Rate	Area Drained	Down Pipe
70mm	120mm	2.2 l/s	105m <sup>2</sup>	Round/Square

# Kayflow<sup>®</sup>

## ogee gutter

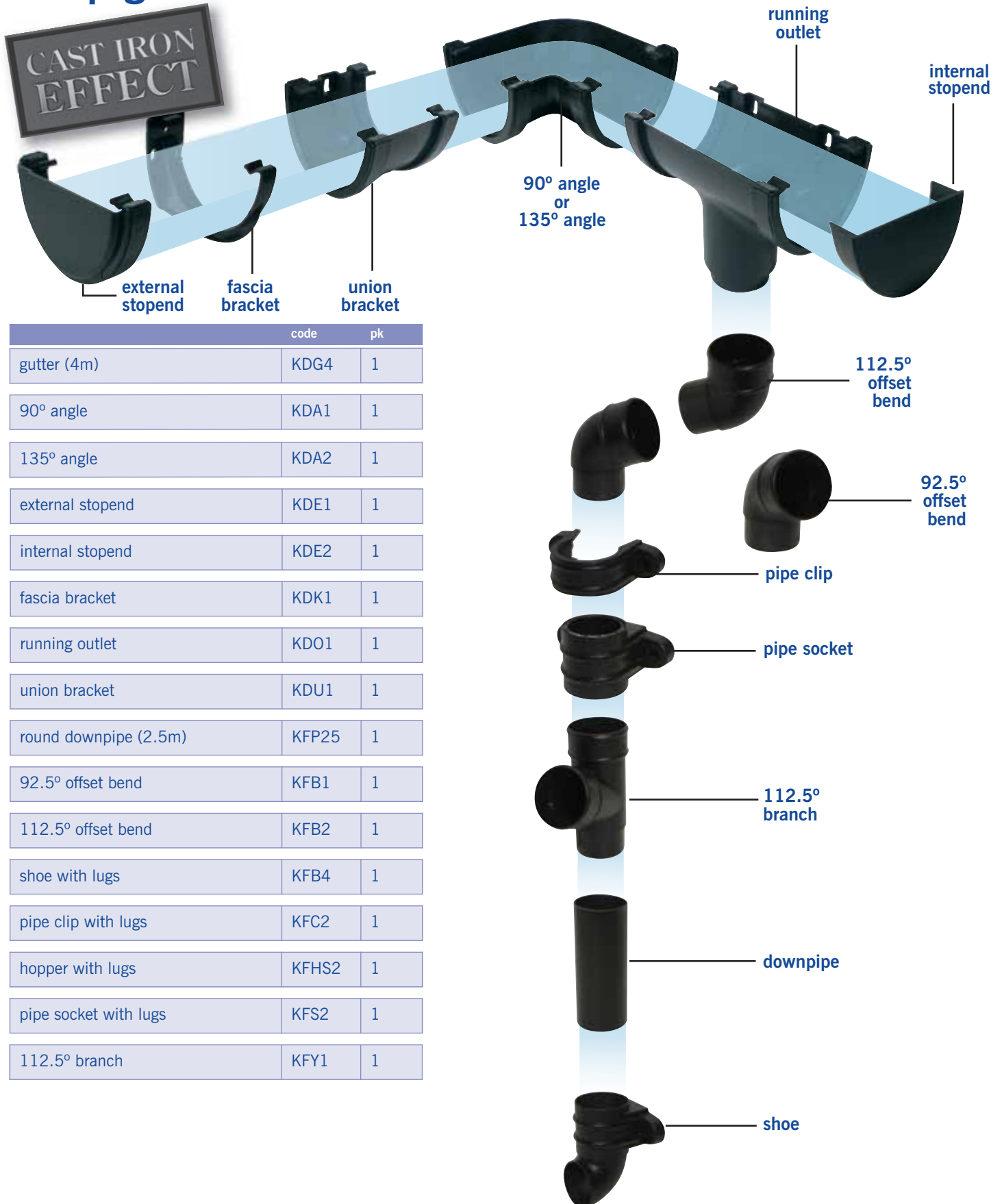


	code	pk
gutter (4m)	OGG4	1
90° external angle	OGA2	1
90° internal angle	OGA1	1
135° external angle	OGA4	1
135° internal angle	OGA3	1
external stopend (R/H)	OGE2	1
external stopend (L/H)	OGE1	1
fascia bracket	OGK1	1
running outlet	OGO1	1
stopend outlet (R/H)	OGO2	1
stopend outlet (L/H)	OGO3	1
union bracket	OGU1	1
square downpipe (2.5m)	KFPS25	1
112.5° offset bend	KFBS2	1
92.5° offset bend	KFBS1	1
shoe with lugs	KFBS5	1
pipe clip with lugs	KFCS4	1
pipe socket with lugs	KFSS2	1
112.5° branch	KFYS1	1
hopper with lugs	KFHS2	1

# Kayflow<sup>®</sup>

## deep gutter

Height	Width	Flow Rate	Area Drained	Down Pipe
71mm	114mm	1.8 l/s	86m <sup>2</sup>	Round



	code	pk
gutter (4m)	KDG4	1
90° angle	KDA1	1
135° angle	KDA2	1
external stopend	KDE1	1
internal stopend	KDE2	1
fascia bracket	KDK1	1
running outlet	KDO1	1
union bracket	KDU1	1
round downpipe (2.5m)	KFP25	1
92.5° offset bend	KFB1	1
112.5° offset bend	KFB2	1
shoe with lugs	KFB4	1
pipe clip with lugs	KFC2	1
hopper with lugs	KFHS2	1
pipe socket with lugs	KFS2	1
112.5° branch	KFY1	1

## Specification & Installation Guide for Guttering

### How much water?

The gutter system must be able to drain the roof during an unusually heavy rainfall event which lasts at least two minutes.

BS12056 shows how to work out the amount of rainwater (in litres per second) that could run off a roof.

The roof area is multiplied by the amount of water running off each square metre of the roof area in litres per second.

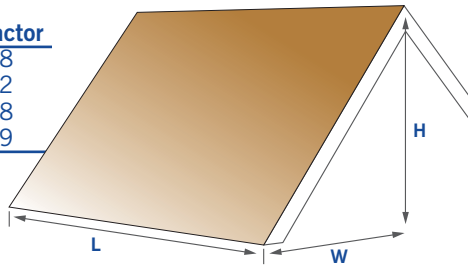
Volume of water coming off a roof = A x B where:

A = 0.021 litres per second.

B = the effective roof area, calculated as follows:

$(W+H/2) \times L$  or  $L \times W \times \text{Pitch factor}$  (see table)

Roof Pitch	Pitch Factor
10°	1.088
20°	1.182
30°	1.288
40°	1.419



W = eaves to below the ridge

H = vertical height from eaves to ridge

L = length of roof section

### Which Gutter to Choose

Compare the result of the calculation (AxB) with the flow capacity of the Kayflow systems available. Please note the following:

1. Reduce flow rates of gutters with angles by 15%.
2. Gutter sections longer than 50 x the height of water when the gutter is full have a reduced flow rate.
3. Gutters are laid level - this can be up to 3mm fall per metre.
4. Centrally placed outlets drain a much larger volume of water.

### Installation

- Fascia brackets must be used within 150mm of any gutter fitting.
- Use all fixing positions on all unions, angles and outlets for all systems.
- Whilst it is best practice to make use of all available fixing holes for gutter brackets, the specification in the table (below) may be adopted. Ensure the fixings are long enough to penetrate the rear face of the board. If the cellular PVC fascia board is less than 16mm thick, install a backing board to accept gutter bracket fixings. The gutter should be fitted as high as possible but not such that the outer edge projects above the line of the roof.
- For all gutters, the tile overhang from the fascia board should not be more than 50mm.
- Where over fascia ventilation is used, it may be necessary to use a gutter spacer and height adjuster bracket in conjunction with fascia brackets to ensure the gutter is fitted in the optimum position.

### Specifications for gutter bracket fixings

Gutter Type	Normal / Sheltered Areas	Snowfall / Exposed Areas	Max distance between brackets
Round	2 x 25 x 4mm or 1 x 32 x 5mm	2 x 25 x 5mm	1m
Square	2 x 25 x 4mm or 1 x 32 x 5mm	2 x 25 x 5mm	1m
Deepflow	2 x 25 x 4mm or 1 x 32 x 5mm	2 x 25 x 5mm	800mm
Ogee	2 x 25 x 4mm or 1 x 32 x 5mm	2 x 25 x 5mm	800mm
SuperDeep 170	2 x 25 x 4mm or 1 x 32 x 6.5mm	3 x 32 x 6.5mm	600mm
Cast Effect	2 x 25 x 4mm	3 x 25 x 5mm	1m

(4mm = 8 gauge, 5mm = 10 gauge, 6.5mm = 12 gauge stainless steel pan head screw)

### System Specifications (All flow rates have been independently established through physical testing to BS 12056-3:2000)


Gutter Type	Flow rate End Outlet (gutter laid level)	Area Drained	'Short' length gutter	Downpipe
Round	0.9l/s	43m <sup>2</sup>	2.4m	68mm Round
Square	1.6l/s	76m <sup>2</sup>	2.7m	68mm Round, 65mm Square
Deepflow	1.8l/s	86m <sup>2</sup>	3.4m	68mm Round
Ogee	2.2l/s	105m <sup>2</sup>	3.4m	68mm Round, 65mm Square
SuperDeep 170	4.3l/s	205m <sup>2</sup>	5.45m	100/110mm Round
Cast Effect Round	0.9l/s	43m <sup>2</sup>	2.4m	68mm Round
Cast Effect Ogee	2.2l/s	105m <sup>2</sup>	3.4m	68mm Round, 65mm Square
Cast Effect Deep	1.8l/s	86m <sup>2</sup>	3.4m	68mm Round

### Snow Loading


In locations where heavy snowfall is common, fixing centres for gutter brackets should be reduced to 600mm for all Kayflow systems. In addition all fixing holes should be used on all brackets and the use of snowboards is recommended where appropriate. For further advice on the specification and installation of Kayflow gutters please email: [info@kayflow.co.uk](mailto:info@kayflow.co.uk) or call 01827 317200

## Kayflow Soil System (p22)

- 110mm Compatible with most other UK systems
- Comprehensive range
- High gloss PVC-u for low maintenance
- Lightweight durable and easy to install
- BS EN 1329; 1:2014



450 Square Manhole Cover & Frame



This drawing is for illustration only - full product range guides available



# Kayflow<sup>®</sup>

## soil & underground systems


68mm Rainwater Downpipe

Rainwater Adaptor (110mm only)

320 Manhole Cover

320 Manhole Riser

320 Manhole Base (110mm outlets)



320 Square Lid Adaptor



Round to Square Gully Grid Adaptor

320 Square Manhole Cover & Frame



30° Double Socket Bend

30° Single Socket Bend

Bottle Gully Rear Inlet (Available without Rear Inlet)

45° Single Socket Bend

110mm Plain End or Single Socket Pipe (3m & 6m)  
Pipes may be coupled using standard or slip coupler

45° Double Socket Bend



KM 655203



KM 664034

For scope refer to the manufacturer.

Square Hopper (Available as Rectangular Hopper 110mm only)

P Trap (110mm only)


15° Double Socket Bend

### Kayflow Underground System

- 110mm and 160mm
- Easy fit system
- Lightweight
- Durable and impact resistant

## 110mm underground pipe & fittings

### plain end pipe

	code	pk
	UG1	1x3m
	UG2	1x6m

### 15° bend (single socket)

	UG28	1
---	------	---

### 30° bend (single socket)

	UG26	1
---	------	---

### 45° bend (single socket)

	UG24	1
--	------	---

### 90° bend (single socket)

	UG22	1
---	------	---

### 90° swept bend (single socket)

	UG29	1
---	------	---

### coupler and slip coupler (double socket)

	coupler	UG10	1
---	---------	------	---

	slip coupler	UG12	1
--	--------------	------	---

### socket plug

	socket plug	UG111	1
---	-------------	-------	---


### rest bend (single socket)

	UG45	1
---	------	---

### rest bend (double socket)

	UG46	1
---	------	---

### single socket pipe

	code	pk
	UG3	1x3m
	UG4	1x6m

### 15° bend (double socket)

	UG20	1
--	------	---

### 30° bend (double socket)

	UG18	1
---	------	---

### 45° bend (double socket)

	UG16	1
---	------	---

### 90° bend (double socket)

	UG14	1
---	------	---

### 90° swept bend (double socket)

	UG21	1
--	------	---

### 45° long radius bend

	UG15	1
--	------	---

### 90° long radius bend

	UG13	1
--	------	---

### Adjustable bend (double socket)

	UG23	1
--	------	---

0° to 90°

## 110mm underground fittings



45° junction (double socket)

	code	pk
	UG47	1



45° junction (triple socket)

	code	pk
	UG38	1



90° junction (double socket)  
with twin boss

	code	pk
	UG44	1




90° junction (triple socket)  
with twin boss

	code	pk
	UG39	1



P trap

	code	pk
	UG100	1



square hopper

	UG103	1
	UG105 Grid ONLY	1




standard bottle gully

	UG101	1
	UG106 Grid ONLY	1



rectangular hopper

	UG104	1
	UG105 Grid ONLY	1



bottle gully (rear inlet)

	UG102	1
	UG106 Grid ONLY	1



rodding eye

	UG1012	1
--	--------	---



gully raising piece

	UG1006	1
--	--------	---



level invert reducer

	UG115	1
--	-------	---

160 x 110mm



round to square grid adaptor


	UG1008	1
--	--------	---

for use with bottle gully



rainwater adaptor

	UG1010	1
--	--------	---



110mm straight rubber coupler

	UG1011	1
--	--------	---




plastic to clay adaptor

	UG1009	1
--	--------	---

## 160mm underground pipe & fittings

### plain end pipe

	code	pk
	UG1160	1x3m
	UG2160	1x6m


### single socket pipe

	UG3160	1x3m
	UG4160	1x6m

### 15° bend (single socket)

	UG28160	1
---	---------	---

### 30° bend (single socket)

	UG26160	1
--	---------	---

### 45° bend (single socket)

	UG24160	1
---	---------	---

### 90° bend (single socket)

	UG22160	1
---	---------	---

### 45° junction (double socket)

	UG47160	1
--	---------	---

### 90° junction (double socket)

	UG44160	1
---	---------	---

### coupler (double socket)

	code	pk
	UG10160	1


### socket plug

	UG111160	1
--	----------	---

### 15° bend (double socket)

	UG20160	1
---	---------	---

### 30° bend (double socket)

	UG18160	1
---	---------	---

### 45° bend (double socket)

	UG16160	1
---	---------	---

### 45° junction (triple socket)

	UG38160	1
--	---------	---

### 45° junction 160mm x 110mm (double socket)

	UG49160	1
---	---------	---

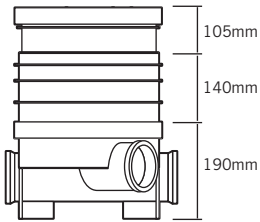
### 90° junction 160mm x 110mm (double socket)

	UG48160	1
--	---------	---

# Kayflow® inspection chambers

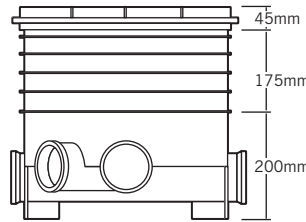
## 320 inspection chamber

1 x Main Entry  
2 x 45° Entries  
2 x Blanking Plugs  
Max. Depth 600mm  
All Sockets 110mm



## 450 inspection chamber

1 x Main Entry  
2 x 90° Entries  
2 x 45° Entries  
4 x Blanking Plugs  
Max. Depth 1200mm  
All Sockets 110mm



Note: Dimensions shown denote the installed height of each item

### 320 square lid adaptor

	code	pk
	UG1013	1

### 450 manhole cover and frame

	code	pk
	UG1001	1
	UG2001 (35kN)	1

### 320 manhole cover and frame

	UG1000	1
	UG2000 (35kN)	1

### 450 raising piece

	UG1003	1
--	--------	---

### riser seals for 450 base

	UG1007	10
--	--------	----

### 320 raising piece

	UG1002	1
---	--------	---

### 450 manhole base

	UG1005	1
--	--------	---

### 320 manhole base

	UG1004	1
---	--------	---


### 450 manhole base (160mm main run and side inlets)

	UG1014	1
--	--------	---

# Kayflow®


## 110mm soil

**pipe (single socket)**



code	pk	colours
S1	1x3m	GY

**coupler**



code	pk	colours
S16	1	BL, GY, WH




code	pk	colours
S1	1x3m	BL

**slip/repair coupler**




code	pk	colours
S17	1	BL, GY




code	pk	colours
S1	1x3m	WH

**90° short access bend (single socket)**




code	pk	colours
S11	1	BL, GY, WH

**15° bend (single socket)**




code	pk	colours
S10	1	BL, GY

**15° bend (double socket)**




code	pk	colours
S6	1	BL, GY

**30° bend (single socket)**




code	pk	colours
S9	1	BL, GY

**30° bend (double socket)**




code	pk	colours
S5	1	BL, GY

**45° bend (single socket)**



code	pk	colours
S8	1	BL, GY, WH

**45° bend (double socket)**



code	pk	colours
S4	1	BL, GY, WH

**90° bend (single socket)**



code	pk	colours
S7	1	BL, GY, WH

**90° bend (double socket)**



code	pk	colours
S3	1	BL, GY, WH

# Kayflow®

## 110mm soil



**45° branch (double socket)**

code	pk	colours
S15	1	BL, GY, WH



**45° branch (triple socket)**

code	pk	colours
S13	1	BL, GY, WH



**90° branch (double socket)**

code	pk	colours
S14	1	BL, GY, WH



**90° branch (triple socket)**

code	pk	colours
S12	1	BL, GY, WH



**access junction (double socket)**

code	pk	colours
S18	1	BL, GY, WH



**air admittance valve**

code	pk	colours
S24	1	BL, GY, WH



**straight access pipe (single socket)**

code	pk	colours
S25	1	BL, GY, WH



**cowl**

code	pk	colours
S21	1	BL, GY, WH



**50mm strap boss**

code	pk	colours
S50	1	BL, GY, WH



**pipe clip**

code	pk	colours
S22	1	BL, GY, WH



**40mm adaptor**

code	pk	colours
S40	1	BL



**end plug/cap**

code	pk	colours
S20	1	BL, GY



**32mm adaptor**

code	pk	colours
S32	1	BL

**Kayflow**<sup>®</sup>

Pioneer House, Mariner, Lichfield Road Industrial Estate, Tamworth Staffordshire B79 7TF

**Tel: 01827 317269 • Fax: 01827 317217**

Email: [info@kayflow.co.uk](mailto:info@kayflow.co.uk)

[www.kayflow.co.uk](http://www.kayflow.co.uk)