

CI17 MARCH 2018

# *Cascade*

CAST IRON STYLE RAINWATER AND SOIL SYSTEM



## Trade Price List CI17



Plumbing & Drainage

## Trade Price List CI17

### IMPORTANT NOTES (Applicable to GB Merchants only)

#### Minimum Order Value

A surcharge of £30 will apply to each order which does not exceed the following minimum values:

Delivery to Merchant's Yard: £375 net

Delivery to Site: £600 net

#### Price

When ordering please state colour and code number clearly. Irrespective of any prices stated on your orders, the prices charged will be list prices less your agreed customer discount. All prices shown are list prices excluding VAT. This price list supersedes previous issues.

#### Pack Quantities

Orders for Classic Black items must be placed in pack quantities. Coloured items are sold singly.

#### Notification of Claims

The Seller shall be entitled to reject any claim for DEFECTIVE goods unless such a claim is notified in writing to the Seller within 48 hours of delivery, or, if the alleged defect is not immediately apparent, within such longer period as the Seller may reasonably allow in the circumstances.

The Seller shall be entitled to reject any claim for SHORTAGES of the goods unless such claim is notified to the Seller in writing within 48 hours of the date of delivery of any consignment in which it is said a shortage has occurred.

Upon collection of goods, the Seller shall be entitled to credit goods only which are deemed resalable. The Seller will notify the Buyer within 48 hours of any rejections or discrepancies.

#### Restocking Charge

In special circumstances Brett Martin may agree to goods being returned but only with prior agreement provided they are in resalable condition and in their original packaging. Returns are subject to a 25% restocking charge which will be deducted from the associated credit note. This facility does not apply to items which have been fabricated or supplied as non standard items to special order.

#### Coloured Options

When ordering, please add the following letters to the codes shown in price list to denote coloured items:

- AG – Anthracite Grey
- BU – Oxford Blue
- GN – Olive Green
- GY – Graphite Grey
- SD – Sandstone
- WH – Porcelain White

**Note – Please allow 15 working days for delivery of coloured items. All coloured options are specially produced and are non-returnable.**

## Index

Cast Iron Style System	4
<b>Domestic Rainwater Systems</b>	
106mm Prostyle Gutter	6
112mm Roundstyle Gutter	7
115mm Deepstyle Gutter	8
65mm Square Downpipe	8
68mm Round Downpipe	10
Hopper Range	11
<b>High Capacity Rainwater Systems</b>	
170mm Deepstyle Gutter	13
105mm Round Downpipe	14
100mm x 75mm Rectangular Downpipe	15
<b>Soil Systems</b>	
110mm Push-fit Soil Range	16
<b>Installation</b>	18
Hopper Dimensions	21
Delivery Schedules	23



Plumbing & Drainage

#### Irish Sales and Head Office

Tel: 028 9084 9999  
Fax: 028 9083 6666

#### English & Welsh Sales

Tel: 01246 280000  
Fax: 01246 280001

#### Scottish Sales

Tel: 01236 725536  
Fax: 01236 725871

All goods subject to our Conditions of Sale. Brett Martin Ltd reserves the right to amend specifications and prices without prior notice.

Reproduction of all or part of this publication, unless authorised in writing by Brett Martin Ltd, will be a breach of copyright.



Plumbing & Drainage

NEW COLOUR  
**ANTHRACITE GREY**  
RAL 7016



# Cascade

CAST IRON STYLE RAINWATER AND SOIL SYSTEM

A unique patented manufacturing process combines with original cast iron detailing on pipework, fittings and hoppers to give the full appearance of cast iron with all the benefits of modern plastic products.



The Cascade range has been sympathetically designed with full consideration to original features, dimensions and detailing to provide heritage style without compromising the architectural integrity of traditionally designed building and renovation projects.

## DOMESTIC SYSTEMS

- 106mm Prostyle Gutter
- 112mm Roundstyle Gutter
- 115mm Deepstyle Gutter
- 65mm Square Downpipe
- 68mm Round Downpipe
- Fittings and Hoppers

## HIGH CAPACITY SYSTEM

- 170mm Deepstyle Gutter
- 105mm Round Downpipe
- 100mm x 75mm (4" x 3") Rectangular Downpipe
- Fittings and Hoppers

## SOIL SYSTEM

- 110mm Soil Pipe
- Soil Stack Shroud
- Access Fittings and Adaptor



In addition to Classic Black, Cascade is available in a choice of heritage colours including Anthracite Grey, Oxford Blue, Olive Green, Graphite Grey, Sandstone, and Porcelain White.



Anthracite Grey  
(AG)

Oxford Blue  
(BU)

Olive Green  
(GN)

Graphite Grey  
(GY)

Sandstone  
(SD)






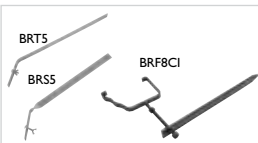
Porcelain White  
(WH)



Plumbing & Drainage



## 106mm Plastic 'Cast Iron Style' Prostyle Gutter

	Code	Pack Qty*	PG	Price per item Black	Price per item Coloured	PG - Product Group
<b>Gutters</b>						
2m Profiled Gutter	BR081CI	4	15	£30.11	£38.17	
4m Profiled Gutter	BR082CI	4	15	£60.23	£76.35	
<b>Brackets</b>						
Fascia Bracket	BR083CI	10	16	£5.31	£6.42	
Union Bracket	BR084CI	10	16	£15.09	£18.22	
<b>Outlets &amp; Stopends</b>						
Prostyle Running Outlet	BR085CI	10	16	£21.05	£25.42	
Left Hand Stopend Outlet	BR856LCI	10	16	£21.93	£26.48	
Right Hand Stopend Outlet	BR856RCI	10	16	£21.93	£26.48	
Left Hand External Stopend	BR087LCI	10	16	£11.17	£13.48	
Right Hand External Stopend	BR087RCI	10	16	£11.17	£13.48	
<b>Gutter Angles &amp; Clip</b>						
Internal 90° Angle	BR088CI	10	16	£20.97	£25.31	
External 90° Angle	BR088ECI	10	16	£20.97	£25.31	
Internal 135° Angle	BR089CI	10	16	£24.21	£29.23	
External 135° Angle	BR089ECI	10	16	£24.21	£29.23	
External 150° Angle	BR088/150ECI	10	16	£26.15	£31.57	
Fabricated Special Angle	BR8CI	1	16	£60.74	£73.33	
Spare Gutter Clip	BR080CI	10	16	£0.94	£1.13	
<b>Rise &amp; Fall &amp; Rafter Brackets</b>						
Rise & Fall Bracket (Coated Black only)	BRF8CI	1	16	£18.69	-	
Rise & Fall Bracket Galv	BRF8	1	12	£13.23	-	
Rafter Top Gutter Bracket (Galv)†	BRT5	1	12	£8.11	-	
Rafter Side Gutter Bracket (Galv)†	BR55	1	12	£8.42	-	

\*Coloured items sold singly. Please see below for code details referring to coloured options.

†Requires Fascia Bracket

## GUIDE TO COLOURS

● AG - Anthracite Grey

● BU - Oxford Blue


○ WH - Porcelain White

○ GY - Graphite Grey



● GN - Olive Green

● SD - Sandstone

## Gutter Protector System

	Code	Pack Qty*	PG	Price per item Black	Price per item Coloured	PG - Product Group
<b>Gutter Protector System</b>						
Porcupine Bristle Gutter Protector Priced per 2m length	BRP16CI	8	16	£10.36	-	
Porcupine Bristle Merchant Display Box Contains 16 x 2m	BRP32CI	1	16	£165.79	-	

## 112mm Plastic 'Cast Iron Style' Roundstyle Gutter

	Code	Pack Qty*	PG	Price per item Black	Price per item Coloured	PG - Product Group
<b>Gutters</b>						
2m Gutter	BR041CI	5	15	£18.93	£24.00	
4m Gutter	BR042CI	5	15	£37.87	£48.02	
<b>Brackets</b>						
Multifix Fascia Bracket	BR043CI	10	16	£2.50	£3.03	
Joint/Union Bracket	BR044CI	10	16	£10.83	£13.09	
<b>Outlets &amp; Stopends</b>						
Running Outlet	BR045CI	10	16	£14.15	£17.07	
Internal Stopend	BR046CI	10	16	£6.43	£7.78	
External Stopend	BR047CI	10	16	£7.34	£8.86	
<b>Gutter Angles &amp; Clip</b>						
90° Angle	BR048CI	10	16	£14.49	£17.49	
135° Angle	BR049CI	10	16	£15.05	£18.18	
Fabricated Special Angle	BR4CI	1	16	£58.32	£70.42	
Spare Gutter Clip	BR040CI	10	16	£0.94	£1.13	
<b>Adaptors</b>						
Roundstyle to Cast Iron Adaptor	BR49I	1	16	£13.13	-	
<b>Rise &amp; Fall &amp; Rafter Brackets</b>						
Rise & Fall Bracket (Coated Black only)	BRF4CI	1	16	£17.15	-	
Rise & Fall Bracket (Galv)	BRF4	1	12	£12.96	-	
Rafter Top Gutter Bracket (Galv)†	BRT5	1	12	£8.11	-	
Rafter Side Gutter Bracket (Galv)†	BRSS	1	12	£8.42	-	









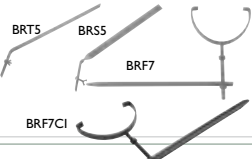
\*Coloured items sold singly. Please refer to page 6 for code details referring to coloured options.

\*\*Natural Aluminium body with black or white coloured strap.




†Requires Fascia Bracket



## 115mm Plastic 'Cast Iron Style' Deepstyle Gutter

	Code	Pack Qty*	PG	Price per item Black	Price per item Coloured	PG - Product Group
<b>Gutters</b>						
4m Gutter	BR072CI	5	15	£54.20	£68.72	
<b>Brackets</b>						
Fascia Bracket	BR073CI	10	16	£3.83	£4.87	
Union Bracket	BR074CI	10	16	£14.96	£18.05	
<b>Outlets &amp; Stopends</b>						
Running Outlet	BR075CI	10	16	£19.42	£23.44	
Internal Stopend	BR076CI	10	16	£11.53	£13.93	
External Stopend	BR077CI	10	16	£11.87	£14.34	
<b>Gutter Angles &amp; Clip</b>						
90° Angle	BR078CI	10	16	£21.12	£25.49	
135° Angle	BR079CI	10	16	£24.28	£29.30	
Fabricated Special Angle	BR7CI	1	16	£58.32	£70.42	
Spare Gutter Clip	BR070CI	10	16	£0.94	£1.13	
<b>Rise &amp; Fall &amp; Rafter Brackets</b>						
Rise & Fall Bracket (Coated Black only)	BRF7CI	1	16	£18.22	-	
Rise & Fall Bracket (Galv)	BRF7	1	12	£12.96	-	
Rafter Top Gutter Bracket (Galv)†	BRT5	1	12	£8.11	-	
Rafter Side Gutter Bracket (Galv)†	BR55	1	12	£8.42	-	

## 65mm Plastic 'Cast Iron Style' Square Downpipe




	Code	Pack Qty*	PG	Price per item Black	Price per item Coloured	PG - Product Group
<b>Downpipes</b>						
1.8m Socketed Pipe with Lugs	BR5018LCI	4	15	£41.36	£52.44	
2.5m Socketed Pipe with Lugs	BR5025LCI	4	15	£56.76	-	
<b>Connectors</b>						
Pipe Coupler with Lugs	BR506LCI	10	16	£13.49	£16.29	
Plain Coupler	BR506CI	10	16	£12.80	£15.45	
<b>Offsets</b>						
75mm Offset	BR575CI	10	16	£19.24	£23.22	
115mm Offset	BR5115CI	10	16	£22.40	£27.03	
150mm Offset	BR5150CI	10	16	£25.37	£30.63	
Adjustable Offset Kit (min offset 150mm, max 455mm)	BR5000CI	1	16	£43.01	£51.92	
50mm Plinth Offset with Lugs	BR513LCI	10	16	£27.35	£33.02	

\*Coloured items sold singly. Please refer to page 6 for code details referring to coloured options.


†Requires Fascia Bracket




## 65mm Plastic 'Cast Iron Style' Square Downpipe

	Code	Pack Qty*	PG	Price per item Black	Price per item Coloured	
<b>Bends</b>						
92½° Spigot Bend	BR508CI	10	16	£18.49	£22.31	
135° Spigot Bend	BR519CI	10	16	£18.49	£22.31	
112½° Spigot Bend	BR509CI	10	16	£18.49	£22.31	
<b>Branch</b>						
112½° Branch	BR518CI	10	16	£37.71	£45.54	
<b>Shoes &amp; Clip</b>						
Shoe with Lugs	BR516LCI	10	16	£26.21	£31.64	
Anti-Splash Shoe with Lugs	BR512LCI	10	16	£27.35	£33.02	
Downpipe Clip	BR507LCI	10	16	£7.22	£8.71	
<b>Lug Fixing Pack &amp; Spacer Pack</b>						
Lug Fixing Pack (Pack contains 10x55mm Screws and Wall Plugs)	BRFP55CI	1	16	£6.81	-	
5mm Spacer for use with 'Cast Iron Style' Pipework (Pack contains 10x5mm Spacers)	BRSP1CI	1	16	£4.84	-	

## Rainwater Diverter









	Code	Pack Qty*	PG	Price per item Black	Price per item Coloured	
<b>Rainwater Diverter</b>						
Rainwater Diverter	BR222CI	1	16	£20.89	-	

## Water Butt

	Code	Pack Qty*	PG	Price per item Black	Price per item Coloured	
<b>Water Butt</b>						
Gothic Water Butt (width 730mm x depth 480mm x height 770mm) (225 litre capacity)	BRGW225CI	1	16	£170.61	-	
Gothic Water Butt Stand (width 730mm x depth 480mm x height 300mm) (shown fitted)	BRWS1CI	1	16	£66.99	-	





\*Coloured items sold singly. Please refer to page 6 for code details referring to coloured options.

68mm Plastic 'Cast Iron Style' Round Downpipe

	Code	Pack Qty*	PG	Price per item Black	Price per item Coloured	PG - Product Group
<b>Downpipes</b>						
1.8m Socketed Pipe with Lugs	BR2018LCI	5	15	£35.00	£44.36	
2.5m Socketed Pipe with Lugs	BR2025LCI	5	15	£49.63	-	
<b>Connectors</b>						
Pipe Coupler with Lugs	BR206LCI	10	16	£10.96	£13.24	
Plain Coupler	BR206CI	10	16	£10.44	£12.59	
<b>Offsets</b>						
75mm Offset	BR275CI	10	16	£16.68	£20.14	
115mm Offset	BR2115CI	10	16	£19.59	£23.65	
150mm Offset	BR2150CI	10	16	£22.54	£27.21	
230mm Offset	BR2230CI	10	16	£25.55	£30.84	
305mm Offset	BR2305CI	10	16	£29.40	£35.51	
380mm Offset	BR2380CI	10	16	£31.29	£37.78	
455mm Offset	BR2455CI	5	16	£34.94	£42.18	
Adjustable Offset (250mm to 650mm)	BR2000CI	1	16	£37.53	£45.32	
50mm Plinth Offset with Lugs	BR213LCI	10	16	£23.89	£28.84	
<b>Bends</b>						
92½° Bend	BR208CI	10	16	£15.62	£18.88	
135° Bend	BR219CI	10	16	£15.62	£18.88	
112½° Spigot Offset Bend	BR209CI	10	16	£18.76	£22.66	
112½° Spigot Bend with Lugs L/H	BR221LCI	10	16	£21.54	£26.00	
112½° Spigot Bend with Lugs R/H	BR221RCI	10	16	£21.54	£26.00	
<b>Branch</b>						
112½° Branch	BR218CI	10	16	£33.56	£40.51	
135° Branch	BR220CI	10	16	£33.56	£40.51	
<b>Shoes &amp; Clip</b>						
Shoe with Lugs	BR216LCI	10	16	£22.47	£27.14	
AntiSplash Shoe with Lugs	BR212LCI	10	16	£23.89	£28.84	
Handed Shoe with Lugs L/H	BR214LCI	10	16	£22.48	£27.14	
Handed Shoe with Lugs R/H	BR214RCI	10	16	£22.48	£27.14	
Downpipe Clip	BR207LCI	10	16	£5.88	£7.10	
<b>Lug Fixing Pack &amp; Spacer Pack</b>						
Lug Fixing Pack (Pack contains 10 x 55mm Screws and Wall Plugs)	BRFP55CI	1	16	£6.81	-	
5mm Spacer for use with 'Cast Iron Style' Pipework (Pack contains 10 x 5mm Spacers)	BRSPICI	1	16	£4.84	-	

\*Coloured items sold singly. Please refer to page 6 for code details referring to coloured options.

68mm Plastic 'Cast Iron Style' Corner Round Downpipe Range

	Code	Pack Qty*	PG	Price per item Black	Price per item Coloured	PG - Product Group
<b>Downpipes</b>						
1.8m Corner Socketed Pipe with Lugs	BR2518LCI	5	15	£39.52	POA	
2.5m Corner Socketed Pipe with Lugs	BR2525LCI	5	15	£54.16	POA	
<b>Connector</b>						
Coupler & Lugs	BR2506LCI	10	16	£14.97	£18.97	
<b>Shoe &amp; Clip</b>						
Corner Shoe with Lugs	BR2516LCI	10	16	£23.99	£30.41	
Pipe Clip	BR2507LCI	10	16	£9.00	£11.41	
<b>Hopper</b>						
Corner Ogee Hopper Small	BRH15	10	16	£56.23	£68.04	

'Cast Iron Style' Hoppers - Suitable for 65mm Square and 68mm Round Downpipe

	Code	Pack Qty*	PG	Price per item Black	Price per item Coloured	PG - Product Group
<b>Hoppers</b>						
Ogee Hopper Small	BRH1	10	16	£36.58	£40.25	
Ogee Hopper Medium	BRH2	5	16	£44.53	£48.99	
Bath Hopper	BRH3	8	16	£50.51	£55.55	
Gothic Hopper	BRH4	8	16	£61.84	£68.03	
Long Undated Hopper	BRH5	4	16	£62.52	£68.77	
Small Undated Hopper	BRH6	10	16	£42.35	£46.58	
Long Hopper Dated (State Date with Order)	BRH5D	1	16	£113.66	£125.03	
Small Hopper Dated (State Date with Order)	BRH6D	1	16	£77.00	£84.70	
Long Hopper with Lion	BRH5LN	4	16	£72.78	£80.07	
Small Hopper with Lion	BRH6LN	10	16	£49.85	£54.84	

\*Coloured items sold singly. Please refer to page 6 for code details referring to coloured options. Please refer to page 12 for Hopper Dimensions.

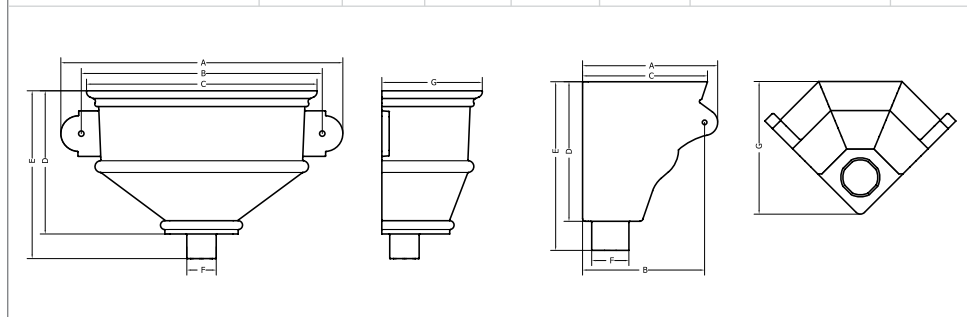
'Cast Iron Style' Hoppers - Suitable for 65mm Square and 68mm Round Downpipe

	Code	Pack Qty*	PG	Price per item Black	Price per item Coloured	
<b>Hoppers (continued)</b>						
Long Hopper with Tudor Rose	BRH5TR	4	16	£72.78	£80.07	
Small Hopper with Tudor Rose	BRH6TR	10	16	£49.85	£54.84	
Long Hopper with Four Leaf Square	BRH5FLS	4	16	£72.78	£80.07	
Long Hopper with Shell	BRH5SL	4	16	£72.78	£80.07	
Long Hopper with Gargoyle	BRH5G	4	16	£72.78	£80.07	
Small Hopper with Gargoyle	BRH6G	10	16	£49.85	£54.84	
Small Hopper with Fleur De Lys	BRH6FDL	10	16	£49.85	£54.84	
Small Hopper with Leaf	BRH6LF	10	16	£49.85	£54.84	


\*Coloured items sold singly. Please refer to page 6 for code details referring to coloured options.

Hopper Dimensions

Hopper Style	A (mm)	B (mm)	C (mm)	D (mm)	E (mm)	F	G (mm)
BRH1	290	250	255	202	236	68mm Range	170
BRH2	326	280	295	218	245	68/65mm Range	201
BRH3	380	315	261	326	364	68/65mm Range	150
BRH4	370	266	280	370	394	68/65mm Range	180
BRH5/D/LN/TR/FLS/SL/G	540	492	460	287	332	68/65mm Range	198
BRH6/D/LN/TR/G/FDL/LF	386	320	318	226	270	68/65mm Range	180
BRH54	590	514	462	296	330	105mm Range	198
BRH55/LN/WI	463	378	360	362	420	105mm Range	207
BRH84/LN/WI	463	378	360	362	420	100x75mm Range	207
BRH15	232	210	215	240	290	68mm Corner Range	228




Wall Planter Range

	Code	Pack Qty*	PG	Price per item Black	Price per item Coloured	PG - Product Group
<b>Wall Planters</b>						
Small Ogee Planter	BRP1	1	16	£33.97	£37.38	
Medium Ogee Planter	BRP2	1	16	£41.06	£45.18	
Bath Planter	BRP3	1	16	£46.59	£51.24	
Gothic Planter	BRP4	1	16	£57.41	£63.13	
Long Box Planter	BRP5	1	16	£58.06	£63.87	
Long Box Planter Dated**	BRP5D	1	16	£107.05	£117.76	
Long Box Planter with Tudor Rose	BRP5TR	1	16	£68.29	£75.11	
Short Box Planter	BRP6	1	16	£38.92	£42.82	
Short Box Planter Dated**	BRP6D	1	16	£72.25	£79.47	
Short Box Planter with Tudor Rose	BRP6TR	1	16	£46.03	£50.62	



170mm Plastic 'Cast Iron Style' Deepstyle Gutter

	Code	Pack Qty*	PG	Price per item Black	Price per item Coloured	PG - Product Group
<b>Gutters</b>						
2m Gutter	BR091CI	5	15	£47.18	£59.81	
4m Gutter	BR092CI	5	15	£94.35	£119.60	
<b>Brackets</b>						
Fascia Bracket	BR093CI	10	16	£5.90	£7.12	
Union Bracket	BR094CI	10	16	£19.98	£24.12	
<b>Outlet &amp; Stopends</b>						
Running Outlet	BR095CI	10	16	£38.06	£45.98	
Internal Stopend	BR096CI	10	16	£12.08	£14.59	
External Stopend	BR097CI	10	16	£14.08	£17.00	
<b>Gutter Angles</b>						
90° Angle	BR098CI	10	16	£29.09	£35.14	
Fabricated Special Angle	BR9CI	10	16	£90.62	£109.39	
<b>Rise &amp; Fall Brackets</b>						
Rise & Fall Bracket (Coated Black only)	BRF9CI	1	16	£26.13	-	
Rise & Fall Bracket (Galv)	BRF9	1	12	£25.44	-	

\*Coloured items sold singly. Please refer to page 6 for code details referring to coloured options.

\*\* Please state required date with order, made specially to order.

### 105mm Plastic 'Cast Iron Style' Round Downpipe

	Code	Pack Qty*	PG	Price per item Black	Price per item Coloured	PG - Product Group
<b>Downpipe</b>						
1.8m Socketed Pipe with Lugs	BR9018LCI	1	15	£59.13	£71.38	
<b>Connectors</b>						
Pipe Coupler with Lugs	BR906LCI	5	16	£21.05	£25.42	
Plain Coupler	BR906CI	5	16	£18.57	£22.43	
<b>Offsets</b>						
115mm Offset	BR9115CI	5	16	£36.84	£44.47	
150mm Offset	BR9150CI	5	16	£37.46	£45.23	
230mm Offset	BR9230CI	5	16	£38.52	£46.49	
305mm Offset	BR9305CI	5	16	£41.02	£49.52	
380mm Offset	BR9380CI	5	16	£44.58	£53.82	
455mm Offset	BR9455CI	5	16	£52.63	£63.54	
<b>Bends</b>						
92½° Bend	BR908CI	5	16	£34.19	£41.27	
112½° Bend	BR909CI	5	16	£34.19	£41.27	
135° Bend	BR919CI	5	16	£34.19	£41.27	
<b>Branch</b>						
112½° Branch	BR918CI	5	16	£45.66	£55.12	
<b>Shoe &amp; Clip</b>						
Shoe with Lugs	BR916LCI	5	16	£38.15	£46.05	
Downpipe Clip	BR907LCI	10	16	£7.74	£9.35	
<b>Hoppers</b>						
Long Undated Hopper	BRH54	5	16	£106.43	£117.09	
Bath Hopper Plain	BRH55	3	16	£126.66	£139.33	
Bath Hopper Dated (State date with order)	BRH55D	1	16	£151.99	£167.19	
Bath Hopper Lion	BRH55LN	3	16	£126.66	£139.33	
Bath Hopper Windowed	BRH55WI	3	16	£126.66	£139.33	
<b>Lug Fixing Pack &amp; Spacer Pack</b>						
Lug Fixing Pack (Pack contains 10 x 75mm Screws and Wall Plugs)	BRFP75CI	1	16	£7.89	-	
5mm Spacer for use with 'Cast Iron Style' Pipework (Pack contains 10 x 5mm Spacers)	BRSP1CI	1	16	£4.84	-	

\*Coloured items sold singly. Please refer to page 15 for code details referring to coloured options. Please refer to page 12 for hopper dimensions.

100mm x 75mm (4" x 3") Plastic 'Cast Iron Style' Rectangular Downpipe

	Code	Pack Qty*	PG	Price per item Black	Price per item Coloured	PG - Product Group
<b>Downpipe</b>						
1.8m Socketed Pipe with Lugs	BR8018LCI	4	15	£79.04	£95.44	
<b>Adaptor</b>						
Gutter Adaptor to 100mm x 75mm	BR8033CI	10	16	£16.24	£19.60	
<b>Offsets</b>						
Adjustable Front Projection Offset	BR8000CI	1	16	£66.12	£79.83	
Adjustable Side Projection Offset (min offset 120mm, max 455mm)	BR8001CI	1	16	£66.12	£79.83	
<b>Shoe &amp; Clip</b>						
Shoe with Lugs	BR816LCI	10	16	£50.80	£61.32	
Downpipe Clip	BR807LCI	10	16	£13.23	£15.96	
<b>Bends</b>						
112½° Spigot Bend	BR809CI	5	16	£50.80	£61.32	
112½° Side Spigot Offset Bend	BR821CI	5	16	£50.80	£61.32	
<b>Branch</b>						
112½° Branch	BR818CI	5	16	£57.71	£69.67	
<b>Hoppers</b>						
Bath Hopper Plain	BRH84	3	16	£126.66	£139.33	
Bath Hopper Dated (State date with order)	BRH84D	1	16	£151.99	£167.19	
Bath Hopper Lion	BRH84LN	3	16	£126.66	£139.33	
Bath Hopper Windowed	BRH84WI	3	16	£126.66	£139.33	
<b>Lug Fixing Pack &amp; Spacer Pack</b>						
Lug Fixing Pack (Pack contains 10 x 75mm Screws and Wall Plugs)	BRFP75CI	1	16	£7.89	-	
5mm Spacer for use with 'Cast Iron Style' Pipework (Pack contains 10 x 5mm Spacers)	BRSP1CI	1	16	£4.84	-	

\*Coloured items sold singly. Please see below for code details referring to coloured options. Please refer to page 12 for hopper dimensions.

**GUIDE TO COLOURS**

● AG - Anthracite Grey

● BU - Oxford Blue

○ WH - Porcelain White

○ GY - Graphite Grey

● GN - Olive Green

● SD - Sandstone





## Push-Fit Soil

### 110mm Plastic 'Cast Iron Style' Push-fit Soil Range†

	Code	Pack Qty*	PG	Price per item Black	Price per item Coloured	
<b>Pipe, Single Ring Seal Socket</b>						
2.5m S/S Soil Pipe	BS413CI	1	15	£47.68	£57.55	 BS413CI
<b>Shroud††</b>						
Optional Socket Shroud with Lugs (Fit Over Clip)‡	BSS1LCI	5	16	£9.68	£11.68	 BSS1LCI
Optional Socket Shroud Plain (Fit Over Socket)‡	BSS2CI	5	16	£9.68	£11.68	 BSS2CI
<b>Pipe Connector &amp; Coupling</b>						
Double Socket Pipe Connector	BS406CI	10	16	£17.49	£21.12	 BS406CI
<b>Single Socket Bend</b>						
92½° Single Socket Bend	BS420CI	10	16	£32.32	£39.02	 BS420CI
112½° Single Socket Bend	BS421CI	10	16	£32.32	£39.02	 BS421CI
500mm Long Offset Pipe	BS500CI	2	16	£12.70	£15.34	
<b>Double Socket Bend</b>						
92½° Double Socket Bend	BS480CI	10	16	£37.97	£45.82	 BS480CI
135° Double Socket Bend	BS482CI	10	16	£37.97	£45.82	 BS482CI
<b>Double Socket Branch</b>						
92½° Double Socket	BS417CI	5	16	£46.13	£55.68	 BS417CI
92½° Double Socket Four Boss Branch	BS451CI	5	16	£46.13	£55.68	
<b>Access Fitting</b>						
Access Pipe	BS410CI	5	16	£86.41	£104.33	 BS410CI
92½° Single Socket Access Bend	BS436CI	5	16	£109.40	£132.08	 BS436CI
<b>Boss Pipe</b>						
Single Socket Triple Boss Pipe	BS445CI	10	16	£32.14	£38.80	 BS445CI

\*Coloured items sold singly. Please refer to page 15 for code details referring to coloured options.

‡Additional fittings may be made available to special order, price on application.

††Shroud replicates Cast Iron socket. Fit BSS1LCI over Pipe Socket & Bracket (BS407LCI) whilst BSS2CI fits around socket of fittings.


110mm Plastic 'Cast Iron Style' Push-fit Soil Range†

	Code	Pack Qty*	PG	Price per item Black	Price per item Coloured	PG - Product Group
<b>Terminal Fittings</b>						
Vent Cowl	BS427CI	10	16	£12.88	£15.55	BS427CI
Weathering Collar	BS428CI	10	16	£12.88	£15.55	BS428CI
<b>Bracket</b>						
Soil Pipe And Socket Bracket	BS407LCI	10	16	£7.74	£9.35	BS407LCI
<b>Waste Adaptors</b>						
1¼"/32mm Rubber Waste Adaptor	BW1	1	18	£4.49	-	BW1
1½"/40mm Rubber Waste Adaptor	BW2	1	18	£4.49	-	BW2
2"/50mm Rubber Waste Adaptor	BW3	1	18	£4.49	-	BW3
<b>Lubricant</b>						
Lubricant Gel 0.5kg	B9333	1	2	£17.02	-	B9333

\*Coloured items sold singly. Please refer to page 15 for code details referring to coloured options.

†Additional fittings may be made available to special order; price on application.

# WATCH THE ORIGINAL



**The proven cast iron style gutter and downpipe system**

View our **Cascade System** and **Installation** videos at [www.castironstyle.co.uk](http://www.castironstyle.co.uk)



*Cascade*

CAST IRON STYLE RAINWATER AND SOIL SYSTEM

## Installation of Gutters

The Brett Martin 'Cast Iron Style' gutter systems are specially coated versions of the existing ranges and follow the usual installation procedures as standard PVCu systems.

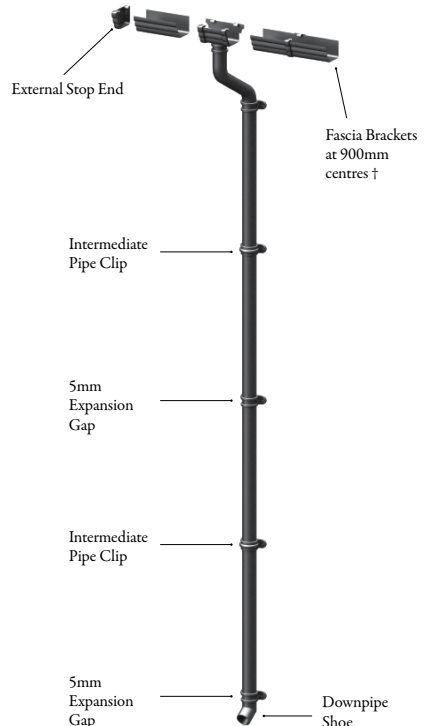
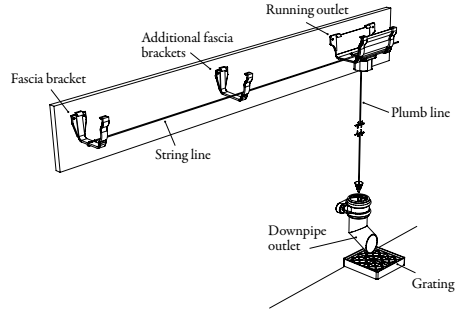
Brett Martin Rainwater gutters can be efficiently installed if the following procedures are followed. Rainwater systems are supported by the outlet joint/union bracket and external angles as well as the gutter support brackets, all of which must be fixed, wherever possible to the fascia or support bracket. Alternatively the rainwater system can be securely held by rise and fall brackets, to ensure trouble-free lifetime service.

### Installation sequence

- Position the gutter outlet vertically above the drain inlet or gully from which the rainwater will be conveyed to the underground drainage system.
- Fix the outlet in position on the fascia allowing for whatever fall, if any, is required.
- Fix the gutter support bracket furthest from the outlet at a position on the fascia which will produce a run of gutter either horizontal or to the desired fall.
- Stretch a line taut between the fixed outlet and support bracket, establishing a straight gutter line.
- Fix the remainder of the fittings to the fascia following this line, a joint bracket being positioned at each junction of two gutter sections.
- Where, due to the absence of a fascia or the design of the building support fittings cannot be fixed, the rafter top bracket and side bracket provide alternatives.
- Rise and fall brackets driven into the wall will support the gutter system where there is no fascia and rafter brackets are impractical. Position these against alternate sides of joint brackets, running outlets or angles along the installation to prevent excessive thermal movement in any one direction.

### Gutter Support Spacing

Gutter support spacing should normally NOT EXCEED 900mm. Roofs with a pitch of or exceeding 35° and/or with SMOOTH SURFACES and/or are subject to HEAVY SNOW LOADING, support spacing should not exceed 600mm and the addition of snowboards is recommended. Various gutter angles incorporate fixing positions which can be drilled for fixing. If the angle is fixed to the fascia board, adjacent support brackets should be no more than 900mm away. If the angle is not fixed the brackets should be no more than 150mm away.



# Installation of Downpipes

The Cast Iron Style pipes are specially coated to provide the 'cast' effect on the pipes that cannot be obtained through the normal extrusion manufacturing process.

Although pipes are strong and resilient, as with any such plastic pipework, they can become distorted if stored or transported without care or adequate support. To eliminate any such circumstances affecting the systems appearance, Brett Martin recommends that intermediate pipe clips be used to ensure that pipe alignment is maintained, especially on uneven brickwork.

## Step 1

Using a plumbline from the centre of the gutter outlet or offset spigot, determine the position of the pipework to ensure a vertical alignment to the underground drainage system. To maximise the traditional appearance of the system, it is recommended that a shoe (e.g. BR216LCI) is used to discharge the rainwater into the underground drainage system. (Fig. 1)




Fig. 1

## Step 2

The socket of the pipe, (e.g. BR2018LCI) is offered up to the gutter outlet, or relevant offset spigot, and positioned in line with the plumbline. The wall should be lightly marked at intervals to ensure correct alignment with the plumbline throughout the length of the installation.

## Step 3

Mark the wall, using the holes in the pipe socket lugs as guides, then drill, plug and fix the pipe, using the Brett Martin fixing packs, (code BRFP55CI), which contain 10No 55mm screws, plugs and washers.

## Step 4

Repeat until the last full length is fixed, ensuring in each case that the pipe socket is pushed fully onto the receiving pipe, and then retracted 5mm before the socket is fixed to the wall. This is especially important during cold weather installations and a requirement in the installation of all plastic pipework.

## Step 5

The lowest length of pipe is then cut to length to allow the shoe (e.g. BR216LCI) to be positioned directly above the drainage connection.

It is recommended that intermediate pipe clips are used where uneven brickwork is encountered to help maintain alignment. Instructions are the same for 100mm x 75mm and 105mm dia pipework, using fixing packs BRFP75CI, which contain 75mm screws.

## Expansion Allowance

It is essential that there is sufficient allowance to accommodate any expansion that may take place in the pipework system, especially when installing during cold weather.

Therefore, please ensure that of the 68mm and 65mm Black ranges, pipes are marked and withdrawn 5mm from the lower socket before fixing. For the 105mm range this allowance must be 10mm and for the 100mm x 75mm range and for all coloured ranges a 20mm expansion must be accommodated for in the same way. If pipes are installed without this expansion allowance it is likely that the pipes may move in hot weather. Where coloured systems are being installed, all sizes of pipe will require a 20mm expansion allowance. If installation is carried out in very hot weather, these allowances should be halved.

Simply push the pipe spigot fully into the receiving socket, mark the spigot and withdraw 5mm/10mm/ 20mm as required prior to fixing the socket to the wall.

Pipes as well as gutters, can easily be cut to size using a normal hacksaw, with any small adjustments simply made using a sharp blade.

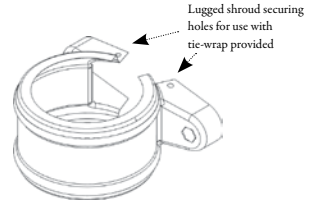
A range of hoppers are offered, some of which can be adapted to include specific dates or designs as a costed option.

## Installation of Soil System

As the Brett Martin Cast Iron Style Soil system is a coated version of the standard range, fixing instructions are predominately the same, details of which are available in the Brett Martin technical brochure, available on request.

However, due to the special coating, it is not possible to solvent weld any pipe and fittings together, which has dictated the selected range of fittings offered.

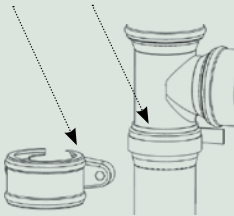
To maximise the traditional appearance of the range, special shrouds have been developed to fit around sockets to give a full cast iron socket effect. 2.5m socketed pipes are offered and a clip should be placed around each pipe socket to secure the stack to the wall. A lugged shroud (code BSS1LCI) can then be fitted over the clip and socket. Plain Socket Shrouds (code BSS2CI) can then be fitted over all other plain sockets to complete the full traditional appearance.



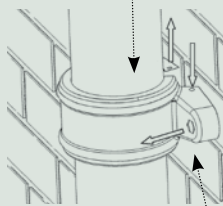
### Lugged Soil 'Shroud' (BSS1LCI) Fitting Instructions

1. Orientate the shroud so that the securing holes cannot be seen from eye level then snap shroud into position

The shroud should be fitted so that the underside face of the shroud is located against the top face of the clipped socketed pipe

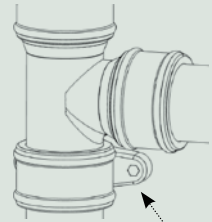


2. Thread the tie-wrap provided through the securing holes and tighten until shroud grips and the lugs fit back to the wall



Pulling each ear away from the wall to feed the tie wrap through each securing hole will aid fitting

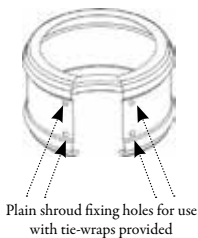
- 3.



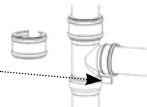
Repeat the above procedure on all clipped pipe fixings points

### Plain Soil 'Shroud' (BSS2CI) Fitting Instructions

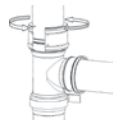
Read the label inside the plain shroud to identify the fitting side and the pipe side



1. Snap shroud into position ensuring that the shroud is correctly orientated

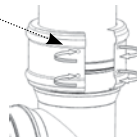


2. Spin the plain shroud so that the securing holes face you



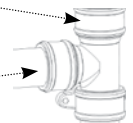
3. Thread the tie-wraps provided through the securing holes and tighten until shroud grips the fitting and pipe

Ensure that the shroud is in the correct orientation and positioned against the upstand as shown



4. Spin the plain shroud back into position so the tie wrap is hidden

Repeat the above for every plain shroud



To connect Waste pipes to the stack, fit the relevant rubber Waste adaptor, (codes BW1, 2 or 3), into the relevant boss upstand and push the lubricated Waste pipe spigot fully into the adaptor.

When installing a soil stack, it is essential that all spigots are lubricated prior to being inserted into the lubricated ring seal joint and that an expansion allowance of 10mm is provided. Simply push the lubricated spigot fully into the socket, lightly mark the spigot and then withdraw the spigot 10mm.

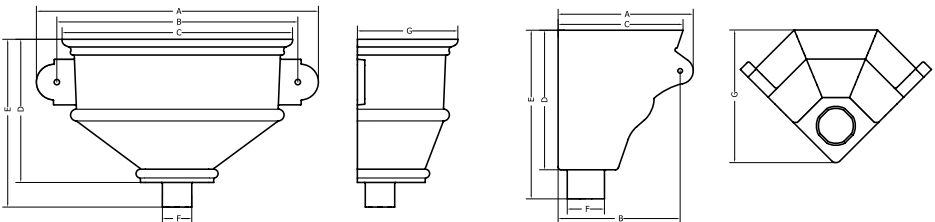
Care should be taken to prevent lubricant from staining the surface of the pipework during installation. We strongly recommend the use of our water based lubricant, code B9333, which is easily removable with soap and water should the surface appearance be affected.

To form an offset in the Soil stack, use the Offset Pipe (code BS500CI) to form the relevant offset length between two relevant bends and coupler, if required. This negates the need to cut a full length of pipe and reduces the cost of the installation.

Care should be taken to ensure a vertical installation of the main stack for both appearance and to ensure suitable fails can be obtained for any connecting pipework.

## Hopper Dimensions

Hopper Style	A (mm)	B (mm)	C (mm)	D (mm)	E (mm)	F	G (mm)
BRH1	290	250	255	202	236	68mm Range	170
BRH2	326	280	295	218	245	68/65mm Range	201
BRH3	380	315	261	326	364	68/65mm Range	150
BRH4	370	266	280	370	394	68/65mm Range	180
BRH5/D/LN/TR/FLS/SL/G	540	492	460	287	332	68/65mm Range	198
BRH6/D/LN/TR/G/FDL/LF	386	320	318	226	270	68/65mm Range	180
BRH54	590	514	462	296	330	105mm Range	198
BRH55/LN/WI	463	378	360	362	420	105mm Range	207
BRH84/LN/WI	463	378	360	362	420	100x75mm Range	207
BRH15	232	210	215	240	290	68mm Corner Range	228



# Rainwater Guarantee

Brett Martin's continued investment in product research, development and customer service has resulted in the achievement of a Rainwater range which satisfies every variety of roof drainage, ranging from the smallest domestic property to much larger agricultural and commercial buildings providing the merchant, installer and the end user with satisfaction, peace of mind and a full guarantee.



Each rainwater system has been designed to facilitate fast, efficient, economical installation combined with exceptional reliability. All the domestic systems feature fixing arrangements for easy and straight screwdriver access, incorporating the popular Brett Martin clip fixing system, creating a neat and secure installation every time.

No matter which Rainwater system is selected, you are assured of an excellent high performance product offering unbeatable durability and low maintenance whilst ensuring ease of installation and will stay looking good and working well for years to come.

Brett Martin's Rainwater systems have been fully tested for accelerated ageing in accordance with BS EN 607:1995 and the excellence of Brett Martin Rainwater systems is recognized through the company's achievement of BS EN ISO 9001:2008. You can be confident that, as a BSI Registered Firm, our Quality Assurance programme guarantees that Brett Martin's Rainwater is a first class product.

Following on from our investment in Research, Development, Quality Assurance and our focus on Customer Satisfaction, Brett Martin's Rainwater systems are covered by our extended Warranty and Guarantee package. This Guarantee covers a period of 10 years from date of purchase and covers unusual warping, splitting and discolouration providing the system has been installed following manufacturer's instructions and excludes any coating, paint or other surface treatment applied to the system (with the exception of the Cast Iron Style range where a specific Brett Martin formulated coating has been applied to components), damage caused by external agents, fair wear and tear from normal ageing, does not apply to consequential losses but to replacement of defective materials. Full warranty details are available on request from Brett Martin Ltd.

Rainwater is just part of Brett Martin's complete drainage and plumbing programme. The Rainwater range is complimented by the Brett Martin Drainage, Sewer, Surface Water, Soil and Waste systems to provide a complete sustainable solution for all your water cycle requirements.

Full technical and installation instructions are detailed on the company's web site at [www.brettmartin.com](http://www.brettmartin.com) and listed in the rainwater technical guide, which is available on request. The company's sales and technical departments are always available to answer any queries and offer a complete design service.



Plumbing & Drainage



# Delivery Schedules

## England & Wales

Order cut-off time Zone	Mon 3.30pm	Tue 3.30pm	Wed 3.30pm	Thur 3.30pm	Fri 3.30pm
<b>A</b>	Fri	Tue	Tue	Thur	Thur
Lead time	4	5	4	5	4
<b>B</b>	Fri	Mon	Tue	Wed	Thur
Lead time	4	4	4	4	4
<b>C</b>	Fri	Tue	Tue	Wed	Thur
Lead time	4	5	4	4	4
<b>D</b>	Tue	Tue	Tue	Thur	Fri
Lead time	5/6	5	4	5	5
<b>E</b>	Fri	Fri	Tue	Thur	Thur
Lead time	4	3	4	5	4
<b>F</b>	Fri	Tue	Tue	Fri	Fri
Lead time	4	5	4	5/6	5
<b>G</b>	Fri	Tue	Tue	Fri	Fri
Lead time	4	5	4	5/6	5
<b>H</b>	Fri	Tue	Tue	Wed	Thur
Lead time	4	5	4	4	4
<b>J</b>	Fri	Tue	Tue	Thur	Thur
Lead time	4	5	4	5	4
<b>K</b>	Fri	Tue	Tue	Fri	Fri
Lead time	4	5	4	5/6	5
<b>L</b>	Fri	Tue	Tue	Fri	Fri
Lead time	4	5	4	5/6	5
<b>M</b>	Fri	Tue	Tue	Wed	Fri
Lead time	4	5	4	4	5
<b>N</b>	Fri	Tue	Tue	Wed	Fri
Lead time	4	5	4	4	5
<b>O</b>	Fri	Mon	Tue	Wed	Thur
Lead time	4	4	4	4	4
<b>P</b>	Fri	Fri	Tue	Thur	Thur
Lead time	4	3	4	5	4

### NOTES

- Any queries on zone location, please contact your Area Rep or our Customer Services Dept.
- Delivery days shown will, where appropriate, always be the second of any two day run.
- Please utilise this delivery schedule to organise your most beneficial ordering pattern.
- Delivery schedules should be used as a guide, actual delivery day may be rescheduled at short notice due to reasons beyond our control.
- Please allow 15 working days for delivery of coloured items.

- Denotes following week
- Denotes 8 working day delivery

## Scotland

Order cut-off time Zone	Mon 3.30pm	Tue 3.30pm	Wed 3.30pm	Thur 3.30pm	Fri 3.30pm
<b>Borders</b>	Thur	Thur	Tue	Tue	Tue
Lead time	3	2	4	3	3
<b>Central</b>	Fri	Fri	Fri	Wed	Wed
Lead time	4	3	2	4	4
<b>Dumfries</b>	Thur	Thur	Tue	Tue	Tue
Lead time	3	2	4	3	3
<b>Fife</b>	Fri	Fri	Fri	Tue	Tue
Lead time	4	3	2	3	3
<b>Grampian</b>	Wed	Wed	Wed	Wed	Wed
Lead time	6/7	5/6	4/5	4	8
<b>Highland</b>	Wed	Wed	Wed	Wed	Wed
Lead time	6/7	5/6	4/5	4	8
<b>Lothian</b>	Fri	Fri	Fri	Wed	Wed
Lead time	4	3	2	4	4
<b>Strathclyde</b>	Fri	Fri	Fri	Wed	Wed
Lead time	4	3	2	4	4
<b>Tayside</b>	Fri	Fri	Fri	Tue	Tue
Lead time	4	3	2	3	3



Cascade is available from Builders Merchants and Providers nationwide.  
For details of your nearest stockist or for further information please contact:

**Irish Sales and Head Office:**

24 Roughfort Road  
Mallusk, Co. Antrim  
Northern Ireland, BT36 4RB  
Tel: 028 9084 9999  
Fax: 028 9083 6666  
Sales Counter: 028 9084 8999  
Email: [sales@brettmartin.com](mailto:sales@brettmartin.com)

**English & Welsh Sales:**

Speedwell Ind. Estate  
Straveley, Derbyshire  
England S43 3JP  
Tel: 01246 280000  
Fax: 01246 280001  
Email: [building@brettmartin.com](mailto:building@brettmartin.com)  
Orderline email:  
[bpsales@brettmartin.com](mailto:bpsales@brettmartin.com)

**Scottish Sales:**

Blairlinn Road  
Cumbernauld, Glasgow  
Scotland, G67 2TF  
Tel: 01236 725536  
Fax: 01236 725871  
Email: [scotland@brettmartin.com](mailto:scotland@brettmartin.com)



[www.bit.ly/cascade-systems](http://www.bit.ly/cascade-systems)

100 Camford Way  
Sundon Park  
Luton, Bedfordshire  
England, LU3 3AN  
Tel: 01246 280000  
Fax: 01246 280001



Certificate No. 020115  
BS EN ISO  
9001:2008



Plumbing & Drainage