

rousseau

Think Innovation, Durability, Quality

- Thousands of Options
- Same Quality
- Same Lead Time

Toolbox System



Versatility

Other Rousseau product lines



1.866.463.4270
info@rousseau-metal.com

rousseau-metal.com



rousseau

Toolbox System

“Toolbox accessories are easily adapted to your many requirements.”

For all of your different needs, the wide range of our stationary and mobile toolboxes is the ideal solution! Made in North America, these premium quality toolboxes can be adjusted according to your specific requirements thanks to a variety of housing and drawer accessories.

The Rousseau drawer rolling mechanisms have a Lifetime Warranty and drawers provide 100% extension. Whether you need drawers with a 100 lb. or 400 lb. capacity, there are many different options and models available!



Smart Compact Mobile “L” Cabinet



100 lb. drawer capacity, drawers on slide system.

Non-marking polyurethane casters for easy cabinet movement.

Numerous dimensions available: 7 drawer heights, 2 cabinet housing depths and 4 cabinet housing heights.

Offered with central locking mechanism or drawer Lock-In system.

Many toolbox combinations possible to create single, double or even triple applications!

Available in both stationary and mobile versions.



Heavy-Duty “R” Cabinet



Capacity of up to 400 lb. per drawer.

Drawer fronts available in both painted or stainless steel.

Durable and distinctive appearance that fits in to any working environment.

Pure North American dimensions for perfect modularity.

Many dimensions available: 10 drawer heights, 14 housing sizes (width x depth) and 4 housing heights.

Available in both stationary and mobile versions.



“L” and “R” Stationary Applications



Stationary toolboxes are available; several different bases, recessed for example, leveling glides and anchoring hardware allow you to create the stationary cabinet that perfectly meets your needs. Plus, it's possible for you to go easily from a mobile toolbox to a stationary toolbox, or vice versa, to change according to your evolving needs!





Rousseau toolboxes are modular to adapt to your reality!

Cabinet Accessories

Choice of Top



Central Locking System



Side Cabinet



Foldaway Shelf



MAG Casters – 1000 lb. capacity



Polyurethane Casters



Drawer Accessories


Partitions and Dividers



Plastic Bins




PVC Drawer Liner



Foam for Tools



Foam for Protection



Label Holders



Some Proposals...

“L” Compact Cabinets

For further information regarding our models and accessories, visit our web site at www.rousseaumetal.com.



18"W x 21"D x 33¼"H
L3BBD-2804L3



18"W x 21"D x 39¼"H
L3BBD-3402L3



36"W x 21"D x 39¼"H
L3BED-3404L3



36"W x 21"D x 39¼"H
L3BED-3402L3



54"W x 21"D x 39¼"H
L3BJD-3402L3



54"W x 21"D x 45¼"H
L3BJD-4002L3

“R” Heavy-Duty Cabinets



24"W x 21"D x 33¼"H
R5BCD-2801



36"W x 24"D x 45½"H
R5BEE-3803



48"W x 24"D x 37½"H
R5BHE-3003



48"W x 24"D x 37½"H
R5BHE-3001



60"W x 27"D x 37½"H
R5DKG-3007

“R” Multi-Drawer Cabinets



48"W x 27"D x 41½"H
R5GHG-3410



48"W x 27"D x 37½"H
R5GHG-3009



60"W x 27"D x 37½"H
R5GKG-3009



48"W x 27"D x 45½"H
R5GHG-3817



rousseau

rousseaumetal.com

rousseau

Since 1950 Rousseau has been designing, engineering and manufacturing modular storage systems for a variety of markets. Our 173 000 square foot facility, a sign of our growth and vitality, is equipped with cutting edge technology.

We offer a complete and integrated solution for all of your storage needs: drawers for shelving and cabinets, industrial shelving, Mini-racking, workstations, toolboxes and more.

Visit us at www.rousseau-metal.com for all the details.



R5GHG-3014



R5BEE-3010



L3BBD-2408L3

Rousseau product line



Modular Drawer System



Spider® Shelving System



Workstation System



Toolbox System



®

Rousseau Métal inc.

105, avenue de Gaspé Ouest
Saint-Jean-Port-Joli (Québec)
G0R 3G0 CANADA

Telephone : 418.598.3381


Fax : 418.598.6776

E-mail : info@rousseau-metal.com

rousseau



www.rousseau-metal.com



7PT00A00
T00-NO13A

Rousseau is continuously improving its products and reserves the right to make any modifications judged necessary.

COLORS

Standard Colors

The colors may differ slightly from those illustrated.



Avalanche Blue
055



Everest Blue
051



Classic Blue
052



Midnight Blue
057



Boreal Green
102



Black
091



Beige
041



Frost White
061



Light Gray
071



Charcoal Gray
072



Sienna Orange
085



Flame Red
081



White
616



Glossy Yellow
208



Glossy EverGreen
1025

Note: For custom colors, contact our customer service representatives.

Handle End Caps and Door Handle



Ocean Blue
011

Black
031

Orange
021

Toll free (End user) :

1.866.463.4270

Toll free (Distributor) :

1.800.463.4271

Proposal product numbers shown on the cover:

R5EKE-5801, R5GHG-3826, L3BJD-2810B

For more information, please contact your local distributor :