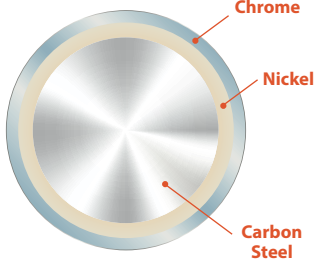






Wire Shelving Systems Finishes





4 FINISHES AVAILABLE



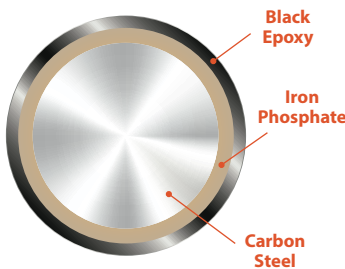

Chrome - is a plating process which deposits hard chrome over a cooper, nickel surface. This process is very durable and is used in storage or material handling applications in any dry storage environment. 1 year limited warranty to not rust or corrode when used in dry and non-humid environments.




Stainless Steel - 304 Stainless with an electropolish finish represents the highest industry standard in the prevention of corrosion. This finish is highly effective for corrosive, high humidity or clean room environments. Lifetime warranty for 304 stainless steel electropolish finish.



Proform - is an economical solution for high humidity or wet applications. The carbon steel is treated with a zinc phosphate base. A hybrid epoxy with an antibacterial agent is electrostatically applied over the treated surface. 15 year limited warranty for antimicrobial finish to not rust or corrode. **Color:** Light Green



Black - treated with an iron phosphate and the powder coated black epoxy is electrostatically applied, baked and cured to a hard surface. 10 year limited warranty for finish to not rust or corrode.



APPLICATION	CHROME FINISH	STAINLESS STEEL FINISH	PROFORM FINISH	BLACK FINISH
DRY STORAGE	YES	YES	YES	YES
WET STORAGE	NO	YES	YES	YES
COOLER STORAGE	NO	YES	YES	YES
FREEZER STORAGE	NO	YES	YES	YES
WARRANTY	*1 YEAR DRY	*LIFETIME	*15 YEAR	*10 YEAR

* Limited against rust and corrosion.

Wire Shelves



Genuine Quantum modular wire systems offer a unique combination of shelf and post sizes in a variety of finishes to compliment any application. The all welded shelf construction is supported with architectural wire trusses to provide between 600 lb. and 800 lb. capacity per shelf.

SHELF W" x L"	SHIP WGT	CHROME	STAINLESS STEEL	PROFORM	BLACK
		MODEL NO.	MODEL NO.	MODEL NO.	MODEL NO.
12" Deep Wire Shelves					
12" x 24"	6 lbs	1224C	1224S*	1224P*	1224BK*
12" x 30"	6 lbs	1230C	1230S*	1230P*	1230BK*
12" x 36"	7 lbs	1236C	1236S	1236P	1236BK
12" x 42"	8 lbs	1242C	1242S*	1242P*	1242BK*
12" x 48"	9 lbs	1248C	1248S	1248P	1248BK
12" x 60"	14 lbs	1260C	1260S	1260P	1260BK*
12" x 72"	17 lbs	1272C	1272S	1272P	1272BK*
14" Deep Wire Shelves					
14" x 24"	6 lbs	1424C	1424S*	1424P*	1424BK*
14" x 30"	7 lbs	1430C	1430S	1430P*	1430BK*
14" x 36"	8 lbs	1436C	1436S	1436P	1436BK*
14" x 42"	10 lbs	1442C	1442S	1442P*	1442BK*
14" x 48"	11 lbs	1448C	1448S	1448P	1448BK*
14" x 54"	12 lbs	1454C	1454S	1454P*	1454BK*
14" x 60"	14 lbs	1460C	1460S	1460P	1460BK*
14" x 72"	17 lbs	1472C	1472S	1472P	1472BK*
18" Deep Wire Shelves					
18" x 24"	7 lbs	1824C	1824S	1824P*	1824BK
18" x 30"	8 lbs	1830C	1830S	1830P	1830BK*
18" x 36"	10 lbs	1836C	1836S	1836P	1836BK
18" x 42"	11 lbs	1842C	1842S	1842P	1842BK*
18" x 48"	14 lbs	1848C	1848S	1848P	1848BK
18" x 54"	15 lbs	1854C	1854S	1854P	1854BK*
18" x 60"	17 lbs	1860C	1860S	1860P	1860BK
18" x 72"	20 lbs	1872C	1872S	1872P	1872BK
21" Deep Wire Shelves					
21" x 24"	8 lbs	2124C	2124S	2124P*	2124BK*
21" x 30"	9 lbs	2130C	2130S	2130P*	2130BK*
21" x 36"	11 lbs	2136C	2136S	2136P	2136BK*
21" x 42"	12 lbs	2142C	2142S	2142P*	2142BK*
21" x 48"	14 lbs	2148C	2148S	2148P	2148BK*
21" x 54"	16 lbs	2154C	2154S	2154P*	2154BK*
21" x 60"	18 lbs	2160C	2160S	2160P	2160BK*
21" x 72"	24 lbs	2172C	2172S	2172P	2172BK*
24" Deep Wire Shelves					
24" x 24"	9 lbs	2424C	2424S	2424P*	2424BK
24" x 30"	11 lbs	2430C	2430S	2430P	2430BK*
24" x 36"	13 lbs	2436C	2436S	2436P	2436BK
24" x 42"	15 lbs	2442C	2442S	2442P	2442BK*
24" x 48"	16 lbs	2448C	2448S	2448P	2448BK
24" x 54"	18 lbs	2454C	2454S	2454P	2454BK*
24" x 60"	21 lbs	2460C	2460S	2460P	2460BK
24" x 66"	23 lbs	2466C	2466S*	2466P	2466BK*
24" x 72"	26 lbs	2472C	2472S	2472P	2472BK
30" Deep Wire Shelves					
30" x 36"	15 lbs	3036C	3036S	3036P	3036BK*
30" x 42"	18 lbs	3042C	3042S	3042P	3042BK*
30" x 48"	21 lbs	3048C	3048S	3048P	3048BK*
30" x 60"	27 lbs	3060C	3060S	3060P	3060BK*
30" x 72"	31 lbs	3072C	3072S	3072P	3072BK*
36" Deep Wire Shelves					
36" x 36"	18 lbs	3636C	3636S	3636P	3636BK*
36" x 48"	23 lbs	3648C	3648S	3648P	3648BK*
36" x 60"	29 lbs	3660C	3660S	3660P	3660BK
36" x 72"	35 lbs	3672C	3672S	3672P	3672BK

* Special order. Minimum quantity and extended lead time may apply. Please call for details.



600 - 800 lb.
LOAD CAPACITY PER SHELF

PERFORMANCE FEATURES:

- All welded construction with additional wire trussing for high strength characteristics
- Top mat wires run front to back (except on 12" x 36" size) for ease of loading and unloading
- Wire allows air to circulate and light to penetrate for increased product visibility
- Minimal dirt accumulation
- Split conical sleeve adaptors secure shelf corner to post
- Numbered grooved posts on 1 inch increments for quick assembly
- No tools required for assembly
- Adjustable foot levelers
- Durable finishes
- Aesthetically pleasing
- Optional accessories
- National Sanitation Foundation (NSF) Approved
- Shipped KD Class 70
- 600 to 800 lb. capacity per shelf



Posts

All posts are fabricated from 16 gauge carbon steel with location grooves on one inch increments and ease for shelf installation. Numbers are printed between grooves for quick assembly. Posts are double grooved in consistent intervals for quick identification. Leveling legs are enclosed with all posts. Leveling legs cannot be used in conjunction with stem casters. See **pg. 153** to order caster sets. Custom post heights are available, call for pricing.

		CHROME	STAINLESS STEEL	PROFORM	BLACK
DESCRIPTION	SHIP WGT	MODEL NO.	MODEL NO.	MODEL NO.	MODEL NO.
6"H Post	1 lb	P6C	P6S	P6P	P6BK*
14"H Post	1 lb	P14C	P14S	P14P	P14BK*
34"H Post	2 lbs	P34C	P34S	P34P	P34BK
36"H Post	2 lbs	P36C	P36S*	P36P*	P36BK*
39"H Post	2 lbs	P39C	P39S*	P39P*	P39BK*
42"H Post	2 lbs	P42C*	P42S	P42P*	P42BK*
54"H Post	3 lbs	P54C	P54S	P54P	P54BK
63"H Post	4 lbs	P63C	P63S	P63P	P63BK
74"H Post	4 lbs	P74C	P74S	P74P	P74BK
86"H Post	5 lbs	P86C	P86S	P86P	P86BK
96"H Post	6 lbs	P96C	P96S	P96P	-

* Not a standard inventory size. To purchase, order next size up and apply cut charge to cut to this custom height.

Solid Shelves

- Designed for storage of small parts that might normally fall through wire shelves
- Dual layer construction with double hemmed perimeter with marine edge ensures maximum strength while retaining spillage and excellent corrosion resistance

		GALVANIZED STEEL	STAINLESS STEEL
DIMENSIONS W" x L"	SHIP WGT	MODEL NO.	MODEL NO.
14" Deep Solid Shelves			
14" x 36"	14 lbs	1436SG	1436SS
14" x 42"	15 lbs	1442SG	1442SS
14" x 48"	17 lbs	1448SG	1448SS
14" x 54"	20 lbs	1454SG	1454SS
14" x 60"	22 lbs	1460SG	1460SS
14" x 72"	26 lbs	1472SG	1472SS
18" Deep Solid Shelves			
18" x 24"	11 lbs	1824SG	1824SS
18" x 30"	14 lbs	1830SG	1830SS
18" x 36"	16 lbs	1836SG	1836SS
18" x 42"	18 lbs	1842SG	1842SS
18" x 48"	20 lbs	1848SG	1848SS
18" x 54"	22 lbs	1854SG	1854SS
18" x 60"	24 lbs	1860SG	1860SS
18" x 72"	27 lbs	1872SG	1872SS
21" Deep Solid Shelves			
21" x 24"	13 lbs	2124SG	2124SS
21" x 30"	15 lbs	2130SG	2130SS
21" x 36"	18 lbs	2136SG	2136SS
21" x 42"	21 lbs	2142SG	2142SS
21" x 48"	23 lbs	2148SG	2148SS
21" x 54"	25 lbs	2154SG	2154SS
21" x 60"	28 lbs	2160SG	2160SS
21" x 72"	30 lbs	2172SG	2172SS
24" Deep Solid Shelves			
24" x 24"	15 lbs	2424SG	2424SS
24" x 30"	17 lbs	2430SG	2430SS
24" x 36"	19 lbs	2436SG	2436SS
24" x 42"	22 lbs	2442SG	2442SS
24" x 48"	24 lbs	2448SG	2448SS
24" x 54"	26 lbs	2454SG	2454SS
24" x 60"	31 lbs	2460SG	2460SS
24" x 72"	34 lbs	2472SG	2472SS



18 GAUGE GALVANIZED OR 304 STAINLESS STEEL

ASSEMBLING WIRE SHELVING UNITS IS AS EASY AS 1 - 2 - 3...



1 Snap plastic sleeve around post.



2 Slide shelf over sleeve for secure locking.



3 Two "S-Hooks" are used to connect add-on wire shelf to starter units.

W-PC-STUD
Threaded **Stud Connector** can be utilized to connect two posts enabling any post height to be achieved. Must be used with **WR-WMB** See **pg. 152**

LASER PRINTED NUMBERS
For quick shelf positioning

W-PLI Post Insert
Additional pieces available, sold as 4-pack

W-PLB Post Leveler adjusts up or down allowing height flexibility