



BELGARD®
PAVES THE WAY™

PRODUCT CATALOG



LOCAL SERVICE NATIONAL REACH

Belgard® has been North America's number one brand of pavers and landscape wall products for over 25 years.

The only nationwide provider of hardscape products, we have established ourselves as an industry leader and dedicated partner to homeowners and industry professionals alike. With over 20,000 hours each year dedicated to research and development, we are renowned for paving the way with expertise and innovations that guide industry trends.

Backed by a national infrastructure of more than 150 operating locations, every town is our town. Our network of Belgard Authorized Contractors is trained to deliver superior craftsmanship, and our products set the standard for quality. We proudly stand behind those products with a lifetime transferable limited warranty, giving you the peace of mind to know that your outdoor space will retain its beauty for years to come.



6 UNIQUE LOOKS TO FIT ANY STYLE

Collections by Belgard®, a simple, straightforward way to navigate our product offerings. Sorted by texture, each collection is a sampling of products that look great together no matter the application.

METROPOLITAN
Smooth finish. Straight lines.

LEGACY
Soft edges. Split face.
Accent pieces.

ENVIRONMENTAL
Permeable. Eco-Friendly.

NATURAL
Look of slate and
worn stone. Sculpted.

HERITAGE
Antiqued. Tumbled.

PORCELAIN
High-definition.
Unbeatable durability.



NOTE: Belgard® cannot guarantee printed color swatches will match actual product. All colors shown are approximate representations of the standard product. Actual colors may vary slightly due to batch variances and environmental conditions at time of photography. Actual sizes may vary by region. Please contact your local Belgard representative for accurate samples, availability and pricing.



See page 6 for Belgard's
2021 Color of the Year



24

PAVERS

METROPOLITAN

Catalina Grana®	p. 26
Lafitt® Grana Slab	p. 28

NATURAL

Agilina™ Plank	p. 30
Catalina™ Slate	p. 32
Lafitt® Rustic Slab	p. 34
Lafitt® Paver	p. 37
Mega-Arbel® Patio Slab	p. 38

HERITAGE

Bergerac®	p. 38
Cape Cobble™	p. 39
Dublin Cobble®	p. 40
Old York™	p. 41

LEGACY

Holland Stone	p. 42
London Cobble	p. 43

ENVIRONMENTAL

Aqualine	p. 44
Turfstone™	p. 45
Urbana® Stone	p. 46

PORCELAIN

Ardesie	p. 52
Quarziti 2.0	p. 53
Glocal	p. 54
Noon	p. 56
Verona™	p. 58
Unico	p. 60

PRODUCT FEATURES

Tru-Scapes Lighting	p. 8
Geometric Shapes	p. 48
Versatile Landscaping	p. 80



62

WALLS

NATURAL

Belair Wall®	p. 66
Diamond Pro® PS Quarried Face	p. 68

HERITAGE

AB® Collection	p. 70
Brookshire™	p. 72
Weston Stone™	p. 74

LEGACY

Diamond® 9D	p. 76
Diamond Pro® PS Victorian Face	p. 78

VERSATILE LANDSCAPING

METROPOLITAN

Artforms™	p. 82
-----------	-------

NATURAL

Ashlar Tandem™	p. 84
----------------	-------



86

FIRE FEATURES

NATURAL

Bordeaux™ Series	p. 88
Bristol™ Series	p. 90
Flagstone Fire Pit Kit	p. 91

HERITAGE

Brighton™ Series	p. 92
Countryside Fire Pit Kit	p. 94
Weston Stone™ Fire Pit Kit	p. 95

ACCESSORIES

METROPOLITAN

Laguna™ Coping	p. 98
----------------	-------

NATURAL

Coventina™ Coping	p. 100
Landings™ Step	p. 101

HERITAGE

Brookshire™ Curb	p. 102
------------------	--------

LEGACY

Marina™ Coping	p. 103
----------------	--------

6 YEARS OF INSPIRING OUTDOOR LIVING DREAMS TOGETHER

Our long-term sponsorship of the HGTV® Dream Home means collaborating with top design professionals to create trend-forward outdoor spaces that inspire millions of homeowners.

VISIT Belgard.com/HGTVDreamHome
FOR MORE THROWBACK PHOTOS FROM THE LAST FIVE YEARS


TOP: ASHLAR TANDEM SEAT WALL & CATALINA SLATE

BOTTOM: CATALINA SLATE & BORDEAUX GRILL ISLAND

RIGHT: BORDEAUX FIREPLACE AND WOOD BOXES & CATALINA SLATE



HGTV, HGTV Dream Home, HGTV Dream Home Giveaway and their associated logos are trademarks of Discovery or its subsidiaries and affiliates. All rights reserved.
Photos © 2016 - 2019 Discovery or its subsidiaries and affiliates. All rights reserved.



LEFT: MELVILLE PLANK, MELVILLE TANDEM FIREPIT, ASHLAR TANDEM PLANTER BOX, LANDINGS STEP & TURIN STEP STONES

TOP: MELVILLE PLANK

BOTTOM: TURIN STEP STONES, MELVILLE PLANK, & ASHLAR TANDEM GRILL ISLAND

2019

WHITEFISH, MONTANA

This **MODERN MOUNTAIN HIDEAWAY** featured seamless transitions between the indoor and outdoor spaces to enhance the dramatic view.

2020

HILTON HEAD ISLAND, SOUTH CAROLINA

This **COASTAL LOWCOUNTRY RETREAT** embraced the marsh-front backdrop by weaving organic elements and textures throughout the entire space.

Escape back to the idyllic retreats of HGTV® Dream Home

LOOK FOR US IN THE
2021 HGTV DREAM HOME!





Combine Marigold with 2020 Color of the Year, Terrarium, to energize your outdoor spaces.



BRIGHTEN *your* SPACE

with Belgard's Color of the Year

A versatile and vibrant hue, Marigold pairs well with neutrals to add a boost of energy to the Naturalism trend.

Tying in perfectly with last year's pick, Terrarium, this punchy Color of the Year acts like a ray of sunshine to add a cheerful vibe to your outdoor spaces.



MARIGOLD

Belgard Color of the Year



LIGHT *up the* NIGHT

BLUETOOTH® TRANSFORMERS

App based transformer allows for easy set-up and programming

Smart Bluetooth wireless landscape lighting transformer with a dashboard to check status and manually control the lights



150 Watt



300 Watt



LOW VOLTAGE PATHWAY LIGHTS 💡 *for Pathways, Patio Edges & Flower Beds*



Traditional Path Light



Classic Path Light



Modern Path Light



Lantern Path Light



ACCENT/SPOT LIGHTS 💡 *for Plants, Trees, Houses & Landscape Features*



Traditional Accent Light



High Power Accent Light



Wall Wash Light



PAVER LIGHTS 💡 *for Walkways*



6-Inch



8-Inch



9-Inch

HARDSCAPE LIGHTS 💡 *for Steps & Walls*



7-Inch



PILLAR LIGHTS 💡 *for Pillars & Columns*

NEW!



Traditional Pillar Light



Modern Pillar Light



Noble Pillar Light





WATER



PIGMENT



**COARSE
& FINE
AGGREGATE**

SEE WHAT WE'RE MADE OF

We don't just follow the trends,
we create them. We develop
innovative technologies to more
closely mimic the features of
natural stone. We create design-
forward color blends to work
in harmony with any style. And
we do it all with quality and
durability for beauty that lasts.




**PORTLAND
CEMENT**



TEXTURE

Texture plays an integral role in outdoor living design. The textures chosen can add a dimensional aspect, a time-worn aesthetic or an element of sophistication.



SLATE / RUSTIC



SCULPTED



COBBLED



DIMPLED



SMOOTH / GRANA



STANDARD



DISTRESSED



TUMBLED

SCALE

Depending on the design goals, the shape and size of a paver can help make an outdoor space look more cozy, more open and contemporary, or more in harmony with the surrounding environment.

4" X 8"
HOLLAND STONE



5" X 11¹¹/₁₆"
MELVILLE™ PLANK



6" X 12"
DIMENSIONS™



15⁵/₈" X 11¹¹/₁₆"
MEGA-ARBEL™



15⁵/₈" X 23⁵/₈"
TURFSTONE™



COLOR TECHNOLOGY

BRIGHTER COLORS, LONGER.

Belgard® uses a variety of cutting edge technologies to improve product durability and make sure colors stand the test of time. Through the use of proprietary admixtures and in-line treatments, we are able to protect our products from the very beginning, during the manufacturing process.

To find out what's available with TrueColor, look for this icon on select product pages.



TRUECOLOR™

Enhances Color & Durability



Durability



UV Resistance




Stain Resistant



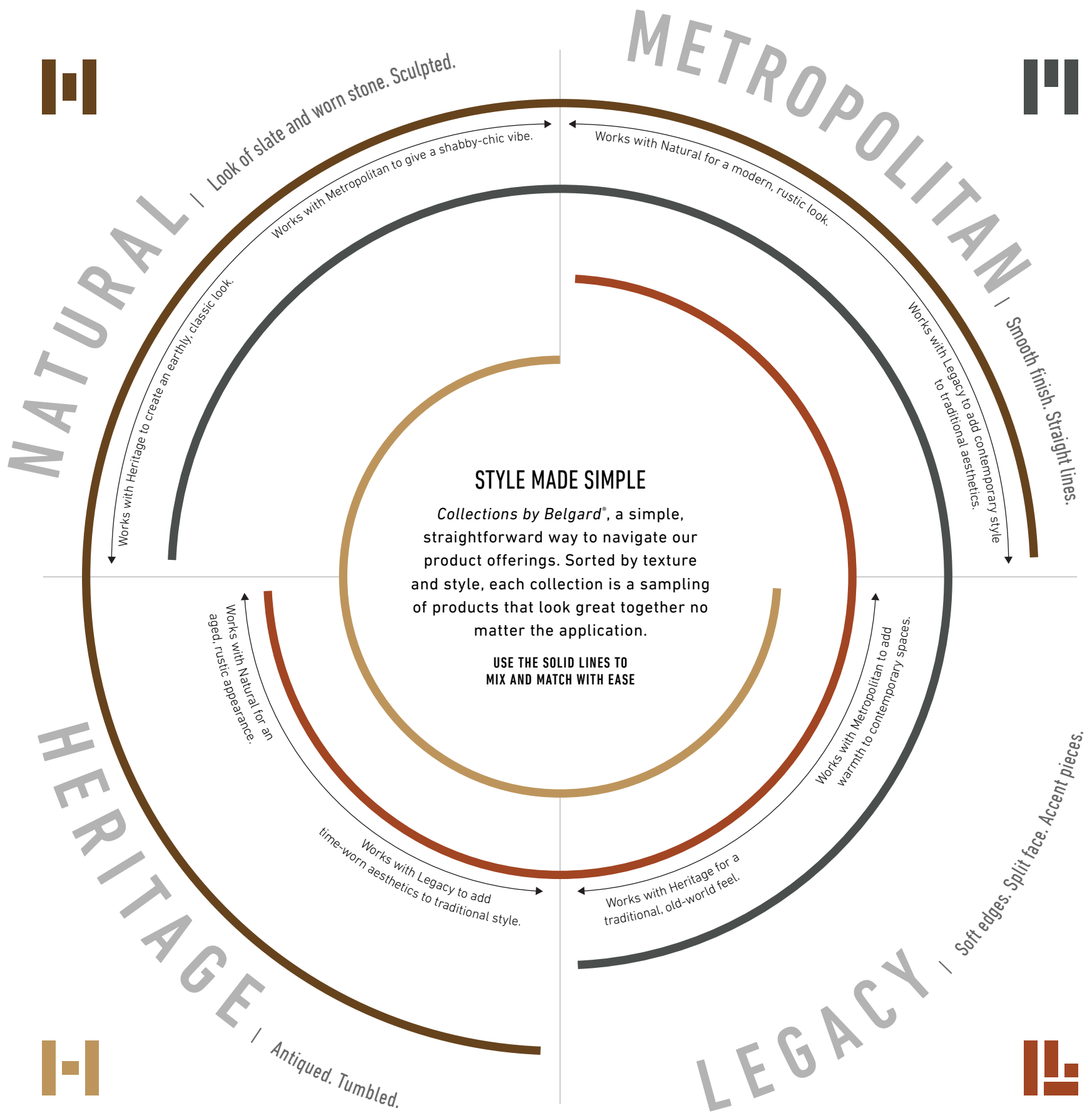
Enhanced Color

WHAT IS TRUECOLOR?

TrueColor is a treatment infused during the manufacturing process to deliver a lifetime of quality. Each paver is carefully treated for enhanced color, improved durability, and increased protection against extreme weather. To create an easily maintained surface that keeps the pavers rich and bright, TrueColor deflects harsh UV rays, repels water, and limits wear and tear. By choosing a pre-sealed paver, future fading and staining is avoided. So that season after season, and year after year, TrueColor pavers continue to look new. That's our Pre-Sealed Promise. That's TrueColor.



Visit [Beldgard.com/Truecolor](https://Belgard.com/Truecolor) to learn more about how TrueColor protects your pavers.






METROPOLITAN & LEGACY

The soft edges of
Legacy accent the
smooth, straight lines
of Metropolitan



HERITAGE & LEGACY

Use the Legacy collection
to accent the antiqued
look of Heritage



MIX, MATCH & MORE WITH COLLECTIONS



NATURAL & METROPOLITAN

The sculpted look of Natural
provides textural contrast to the
smooth finish of Metropolitan



NATURAL & HERITAGE

The worn stone slate
of Natural pairs well
with the antiqued look
of Heritage




*Top: Bergerac® Circle Kit in Sable Blend, Weston Stone™ Wall in Sable Blend,
Old York™ in Charcoal Urbana® Stone in Sable Blend
Bottom: Bergerac® in Sable Blend and Old York™ in Charcoal
Right: Diamond® 9D in Danville Blend and Landings™ Step in Sable Blend*









Top: Catalina™ Slate in Silex Blend, Bergerac® in Charcoal. Marina™ Coping in Silex Blend

Bottom: London Cobble in Silex Blend

Left: Old York™ in Charcoal ©Jared Kuzia for This Old House






Top: Lafitt® Rustic Slab in Danville Blend and Old York™ in Charcoal
Bottom: Lafitt® Rustic Slab in Danville Blend, Holland Stone Paver in Charcoal and Belair Wall® in Danville Blend
Right: Lafitt® Rustic Slab in Sillex Blend









Top: Lafitt Rustic Slab in Danville Blend, Mega-Arbel® in Danville Blend and Old York™ in Walnut

Bottom: Urbana® Stone in Sable Blend and Old York™ in Charcoal

Left: Lafitt Rustic Slab® in Silex Blend, Mega-Arbel® in Danville Blend, Custom Bel-Air Cap, Brookshire™ 6" Wall in Sable Blend and Countryside Fire Pit in Allegheny



LEGEND



METROPOLITAN



NATURAL



HERITAGE



LEGACY



ENVIRONMENTAL



PERMEABLE



VEHICULAR
USE



TRUECOLOR

PAVERS



METROPOLITAN

26

Catalina Grana®

28

Lafitt® Grana Slab

NATURAL

30

Agilina™ Plank

32

Catalina™ Slate

34

Lafitt® Rustic Slab

36

Lafitt® Paver

37

Mega-Arbel®
Patio Slab

HERITAGE

38

Bergerac®

39

Cape Cobble™

40

Dublin Cobble®

41

Old York™

LEGACY

42

Holland Stone

43

London Cobble

ENVIRONMENTAL

44


Aqualine™

45

Turfstone™

46

Urbana® Stone



s l a t e
s m o o t h
t u m b l e d



CATALINA GRANA[®]

Danville Blend



DANVILLE BLEND



SABLE BLEND



SILEX BLEND



MODERN
LINEAR
SMOOTH



TRUECOLOR[™]
Pre-Sealed Promise

*Please refer to page 12
for more information.*

3-PIECE | 60MM



6 x 12 x 2³/₈



9 x 12 x 2³/₈



12 x 12 x 2³/₈







LAFITT[®]

GRANA SLAB

Silex Blend



DANVILLE BLEND



SABLE BLEND




SILEX BLEND

14
SLEEK
CONTEMPORARY
LARGE-SCALE


3-PIECE MODULAR | 60MM



$7\frac{3}{8} \times 14\frac{7}{8} \times 2\frac{3}{8}$



$14\frac{7}{8} \times 14\frac{7}{8} \times 2\frac{3}{8}$



$14\frac{7}{8} \times 22\frac{5}{16} \times 2\frac{3}{8}$







AGILINATM

PLANK

Sable Blend



DANVILLE BLEND



SABLE BLEND



SILEX BLEND



TEXTURED
NATURAL FINISH
CLASSIC



TRUECOLORTM
Pre-Sealed Promise

Please refer to page 12
for more information.

3-PIECE - 5" | 80MM



5 x 11¹³/₁₆ x 3¹/₈



5 x 15³/₄ x 3¹/₈



5 x 19¹/₁₆ x 3¹/₈

3-PIECE - 7 1/2" | 80MM



7 1/2 x 11¹³/₁₆ x 3¹/₈



7 1/2 x 15³/₄ x 3¹/₈



7 1/2 x 19¹/₁₆ x 3¹/₈

Installed in HGTV's Dream Home 2021!



[Beldard.com/HGTVdreamhome](http://Belgard.com/HGTVdreamhome)





CATALINATM

SLATE

Silex Blend



DANVILLE BLEND



SABLE BLEND



SILEX BLEND



TEXTURED
VERSATILE
NATURAL

3-PIECE STONE | 60MM



6 x 12 x 2³/₈



9 x 12 x 2³/₈



12 x 12 x 2³/₈







LAFITT[®]

RUSTIC SLAB

Sable Blend



DANVILLE BLEND



SABLE BLEND



SILEX BLEND



CUT SLATE
LARGE-SCALE
VERSATILE


3-PIECE MODULAR | 60MM*



7 3/8 x 14 7/8 x 2 3/8



14 7/8 x 14 7/8 x 2 3/8



14 7/8 x 22 7/16 x 2 3/8

Installed in HGTV's Dream Home 2021!



Belgard.com/HGTVdreamhome

*Also available with TrueColor.







CHARCOAL



SABLE BLEND



WALNUT



DURABLE
NATURAL
FLEXIBLE



TRUECOLOR™
Pre-Sealed Promise

*Please refer to page 12
for more information.*



LAFITT®
PAVER

6 X 6 | 60MM

6 X 9 | 60MM



6 x 6 x 2 3/8



6 x 9 x 2 3/8

Charcoal



DANVILLE BLEND



SABLE BLEND



SILEX BLEND



FLAGSTONE
ORGANIC
HARMONIOUS

60MM



15 3/8 x 21 x 2 3/8



CHARCOAL



SABLE BLEND



WALNUT



TIMELESS
WEATHERED
TEXTURED



BERGERAC®

4-PIECE COMBO | 60MM

5 1/2 x 4 3/4 x 2 3/8	5 1/2 x 6 5/16 x 2 3/8	5 1/2 x 7 7/8 x 2 3/8	5 1/2 x 9 7/16 x 2 3/8

SPECIAL
ORDER
Bergerac Circle Kit



SABLE BLEND



SILEX BLEND



ELEGANT
DISTRESSED
DISTINCT

SQUARE | 60MM



6 x 6 x 2³/₈

RECTANGLE | 60MM



6 x 9 x 2³/₈



DANVILLE BLEND



SABLE BLEND



SILEX BLEND



CLASSIC
ANTIQUED
ELEGANT



DUBLIN COBBLE® & *CIRCLE KIT*

3-PIECE MODULAR | 60MM



2¹⁵/₁₆ x 5⁵/₁₆ x 2³/₈



5¹⁵/₁₆ x 5¹⁵/₁₆ x 2³/₈



5¹⁵/₁₆ x 8⁷/₈ x 2³/₈

CIRCLE KIT | 60MM



5¹/₂ x Variable x 2³/₈



Silex Blend



CHARCOAL



FANEUIL HALL



SILEX BLEND



WALNUT


WEATHERED
ELEGANT
UNIQUE

 TRUECOLOR™
Pre-Sealed Promise
*Please refer to page 12
for more information.*

60MM



3¹/₁₆ x 7⁷/₈ x 2³/₈

*Larger joints between pavers allow Old York
to be installed as a permeable paver option*



CHARCOAL



FANEUIL HALL



SABLE BLEND



SILEX BLEND



WALNUT



CLASSIC
ACCENT
SMOOTH



HOLLAND STONE

Silex Blend

60MM



3¹⁵/₁₆ X 7⁷/₈ X 2³/₈

80MM



3¹⁵/₁₆ X 7⁷/₈ X 3¹/₈

SPECIAL
ORDER



LONDON COBBLE & *CIRCLE KIT*

Silex Blend



BRITTANY BLEND



CHARCOAL



DANVILLE BLEND



FANEUIL HALL



SABLE BLEND



SILEX BLEND



WALNUT



VERSATILE
TAILORED
PILLOW-TOP

SQUARE | 60MM



6 x 6 x 2³/₈

RECTANGLE | 60MM



6 x 9 x 2³/₈

CIRCLE KIT | 60MM



6 x Variable x 2³/₈


Special Order: also available Tumbled



SABLE BLEND



SILEX BLEND


MODULAR
SMOOTH
INTERLOCKING



AQUALINE™

80MM



4½ x 9 x 3⅞

Contact Sales Rep for special order colors.



TURFSTONE™



GRAY



UNIQUE
ECO-FRIENDLY
DURABLE

80MM



15¾ x 23⅝ x 3⅛



DANVILLE BLEND



SABLE BLEND



SILEX BLEND


CHISELED
MODULAR
VINTAGE

3-PIECE MODULAR | 60MM



3 1/8 x 7 7/8 x 2 3/8



7 7/8 x 7 7/8 x 2 3/8



7 7/8 x 11 13/16 x 2 3/8



11 3/4 x 11 3/4 x 2 3/8

LARGE SQUARE | 60MM

SPECIAL
ORDER

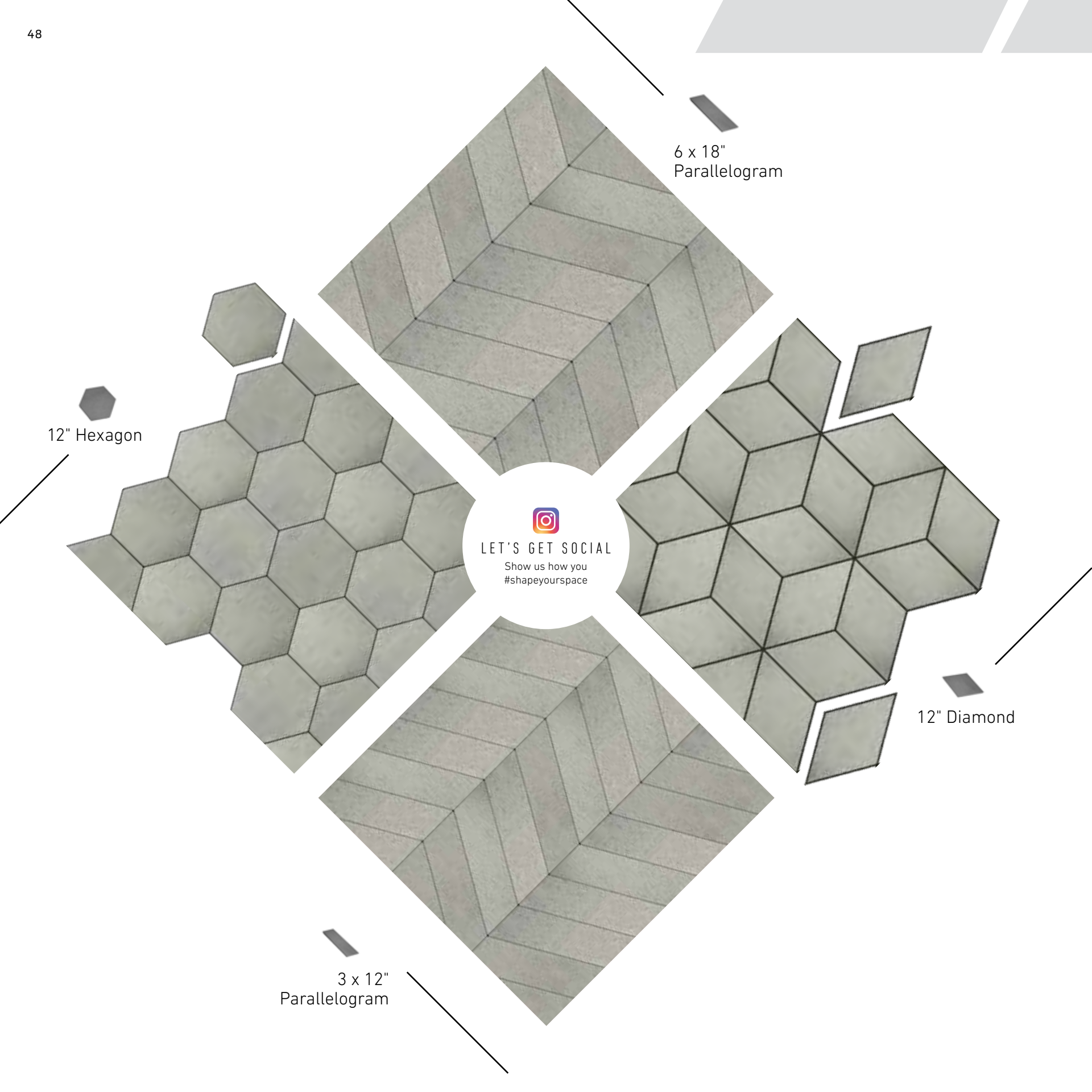
Installed in HGTV's Dream Home 2020!


DREAM HOME
PROUD SPONSOR 2020

[Beldgard.com/HGTVdreamhome](http://Belgard.com/HGTVdreamhome)







12" Hexagon

6 x 18" Parallelogram

12" Diamond




3 x 12" Parallelogram


LET'S GET SOCIAL
Show us how you
#shapeyourspace

SHAPE YOUR SPACE

Create ultramodern or art deco paver designs with new geometric shapes. Use alone or in combination to add a visually interesting border, inlay or to go all out with a patio that really pops! With shapes all designed in increments of 3", you can mix and match to create a truly unique look.

FOR AVAILABILITY IN YOUR AREA,
VISIT Belgard.com/Geo





LEGEND



PORCELAIN



UNIFORM
APPEARANCE



SLIGHT
VARIATION



MODERATE
VARIATION



SUBSTANTIAL
VARIATION



REFLECTIVE
SCALE

PORCELAIN



PORCELAIN

52
Ardesie

53
Quarziti 2.0

54
Glocal

56
Noon

58
Verona™

60
Unico

stone finish
wood finish
concrete finish

VISIT [Beltard.com/Porcelain](http://Belgard.com/Porcelain)
FOR MORE STYLES AND COLORS



AFRICAN STONE
AD 03 NAT



CASUAL
VARIETY
NATURAL

*NOTE: This product can be installed
using elevated systems.*



**SPECIAL
ORDER**

ARDESIE
STONE FINISH

African Stone

**Special Order*

24 X 24



23.54 x 23.54 x 3/4

UNICO



12.99 x 23.54 x 3/4

*See page 60
for full product
information.*



*Spacers are required for all porcelain paver
installations. For vehicular applications,
there must be a mortar install over a concrete slab. Visit
Belgard.com/porcelain for additional installation details.*

MIRAGE
Porcelain Design Sustainability



Waterfall



GLACIER
QR 01 NAT



MOUNTAIN
QR 02 NAT



WATERFALL
QR 03 NAT



RIVER
QR 04 NAT



AUTHENTIC
DIVERSE
NATURAL

NOTE: This product can be installed
using elevated systems.

*Special Order

12 X 24' **SPECIAL ORDER**



11.73 x 23.54 x 3/4"

24 X 24



23.54 x 23.54 x 3/4"

MODULAR
(SOLD AS A PAIR) **SPECIAL ORDER**



23.54 x 35.35 x 3/4" &
11.73 x 23.54 x 3/4"

18 X 36'



17.64 x 35.35 x 3/4"

24 X 48' **SPECIAL ORDER**



23.54 x 47.17 x 3/4"

UNICO



12.99 x 23.54 x 3/4"

See page 60
for full product
information.



Spacers are required for all porcelain paver
installations. For vehicular applications,
there must be a mortar install over a
concrete slab. Visit Belgard.com/porcelain
for additional installation details.



NEW

GLOBAL

CONCRETE FINISH



IDEAL
GC 03



CLASSIC
GC 05



GLOBAL
LOCAL
NUANCED

*NOTE: This product can be installed
using elevated systems.*

24 X 24



23.54 x 23.54 x 3/4

24 X 48



23.54 x 47.17 x 3/4

UNICO



12.99 x 23.54 x 3/4

*See page 60
for full product
information.*




*Spacers are required for all porcelain paver
installations. For vehicular applications,
there must be a mortar install over a concrete slab. Visit
Belgard.com/porcelain for additional installation details.*

MIRAGE
Porcelain Design.Sustainability







DAYLIGHT
NN 01 ST



EMBER
NN 02 ST



HONEY
NN 03 ST



WARM
LIVELY
AGED

NOTE: This product can be installed
using elevated systems.

8 X 48



7.64 x 47.17 x 3/4

12 X 48



11.73 x 47.17 x 3/4



Spacers are required for all porcelain paver
installations. For vehicular applications,
there must be a mortar install over a concrete slab. Visit
Belgard.com/porcelain for additional installation details.

MIRAGE®
Porcelain. Design. Sustainability.





VERONA™

STONE FINISH

Yukon



BLUE STONE
VR 01 ST



TAOS
VR 02 ST



YUKON
VR 03 ST



PLATINUM
VR 04 ST



HARMONIOUS
NATURAL
STRIKING

*NOTE: This product can be installed
using elevated systems.*

24 X 24

UNICO



23.54 x 23.54 x 3/4



12.99 x 23.54 x 3/4

See page 60
for full product
information.



*Spacers are required for all porcelain paver
installations. For vehicular applications,
there must be a mortar install over a concrete slab. Visit
Belgard.com/porcelain for additional installation details.*

MIRAGE®
Porcelain Design. Sustainability



UNICO

STEP & COPING

ARDESIE




AFRICAN STONE
AD 03 NAT
 **SPECIAL ORDER**

QUARZITI 2.0



GLACIER
QR 01 NAT

MOUNTAIN
QR 02 NAT




WATERFALL
QR 03 NAT




RIVER
QR 04 NAT


VERONA



BLUE STONE
VR 01 ST




TAOS
VR 02 ST




YUKON
VR 03 ST





PLATINUM
VR 04 ST


GLOCAL



IDEAL
GC 03





CLASSIC
GC 05


NOON



DAYLIGHT
NN 01 ST

EMBER
NN 02 ST




HONEY
NN 03 ST


UNICO




12.99 x 23.54 x 3/4



A SINGLE SOLUTION FOR TWO INSTALLATION NEEDS

This versatile porcelain unit is processed on both sides to give you maximum flexibility and design freedom. Unico can be used as a step and as a coping for swimming pools. With a rounded, bullnose edge or straight edge, this uniquely functional border piece looks great from every angle.



MIRAGE
Porcelain.Design.Sustainability






LEGEND



WALLS



NATURAL

66

Belair Wall®

68

Diamond Pro®
PS Quarried Face

HERITAGE

70

AB® Collection

72

Brookshire™

74

Weston Stone™

LEGACY

76

Diamond® 9D

78

Diamond Pro®
PS Victorian Face

*freestanding
retaining
garden*

TAKE *it from* THE PROS


As the originator of the Diamond rear-lip system, **Anchor Wall Systems** is the industry expert on both residential and commercial retaining walls.



Trusted to build walls up to 100 feet high

SAME BLOCK, TWO OPTIONS FOR INSTALL

Both rear-lip and pin system establish wall position setback. The choice is yours.



REAR-LIP
SYSTEM



PIN
SYSTEM





QUARRIED FACE



VICTORIAN FACE

DIAMOND PRO[®] SERIES

WITH 100 MILLION+ UNITS SOLD, DIAMOND PRO IS THE #1 CHOICE FOR COMMERCIAL WALL BLOCKS. First developed in the 1990s, the Diamond Pro Series quickly became contractors' preferred wall block for large-scale walls.


VISIT Belgard.com/DiamondPro FOR MORE STYLES AND COLORS

The Diamond[®] Wall System is the gold standard for residential retaining walls. Following professional demand, the 8" high version was developed and introduced as the Pro Series.



DIAMOND PRO[®]

Launched in 1996, Diamond Pro Retaining Wall System was created out of the need for a reliable commercial use product.



Available in straight face, beveled face styles & a corner unit. 4" matching split face cap.

DIAMOND PRO[®] QUARRIED FACE

Launched in 2018, Diamond Pro Quarried Face Retaining Wall System was created with a sculpted or chiseled look you would find in a quarry.



Available with a corner unit. 4" matching sculpted face cap.

DIAMOND PRO[®] PS VICTORIAN FACE

Launched in 2016, Diamond Pro PS Retaining Wall System gives contractors the option of a non rear-lip with the ease of a pin system.





DANVILLE BLEND



SABLE BLEND



SLIEX BLEND



FREESTANDING
MULTI-PIECE
CHISELED
VERSATILE

6" FREESTANDING WALL



6 x 8 / 6 x 11



6 x 16 / 14 x 11

CAP



3 x 7 / 8 x 13½

COLUMN/CORNER



6 x 16 x 8

CAP END



3 x 8 x 13½

WALL END



6 x 8 x 11

U START BASE BLOCK



3½ x 18¾ x 12*
(Sold Separately)

Recommended for use with all available wall block units. Visit Belgard.com for full product information.

*Note: U Start Base Block actual coverage length is 16⅞







DANVILLE BLEND



SABLE BLEND



RETAINING

NATURAL
VERSATILE
DURABLE

BLOCK



8 x 18 x 12

CORNER



8 x 18 x 9

4" QUARRIED CAP



4 x 17 1/4 / 12 x 10 3/8

ANCHOR™ FIBERGLASS PINS



5" L x .05" dia.
2 pins per block, sold separately.

U START BASE BLOCK®



3 1/2 x 18 7/16 x 12"
(Sold Separately)

Recommended for use with all available wall block units. Visit Belgard.com for full product information.

*Note: U Start Base Block actual coverage length is 16 11/16







DANVILLE BLEND



GRANITE GRAY



SABLE BLEND



RETAINING

TEXTURED
NATURAL
EUROPEAN

AB CLASSIC
6° SETBACK



8 x 18 x 12

AB JUMBO JUNIOR
6° SETBACK



8 x 9 x 9½

AB CORNER



8 x 16 x 8

AB CAP



4 x 17½ x 12

AB STONE*
12° SETBACK



8 x 18 x 12

U START BASE BLOCK*



3½ x 18¾ x 12*
(Sold Separately)

Recommended for use with all available wall block units. Visit Belgard.com for full product information.

*Note: U Start Base Block actual coverage length is 16⅞

*Special Order







Silex Blend



DANVILLE BLEND



SILEX BLEND



SABLE BLEND



FREESTANDING / RETAINING


RUGGED
SPLIT-STONE
VERSATILE

Installed in HGTV's Dream Home 2021!



Belgard.com/HGTVdreamhome

BROOKSHIRE WALL 3"



3 x 6 / 4 x 9 3 x 12 / 10 x 9 3 x 16 / 14 x 9

BROOKSHIRE WALL 6"



6 x 6 / 4 x 9 6 x 12 / 10 x 9 6 x 16 / 14 x 9

RADIAN MULTI-PIECE CAP



3 x 8⁷/₈ Front / 6¹/₂ Back x 12 3 x 11³/₄ Front / 9¹/₂ Back x 12 3 x 14³/₄ Front / 12¹/₂ Back x 12

3" COLUMN / CORNER



3 x 15 / 14 x 9

6" COLUMN / CORNER



6 x 15 / 14 x 9

XL™ CAP



3 x 18 / 12 x 13

ANCHOR™ PINS



5" L x .05" dia.
(Incl. w/ 6" block only)

U START BASE BLOCK*



3¹/₂ x 18⁷/₁₆ x 12"
(Sold Separately)

Recommended for use with all available wall block units. Visit Belgard.com for full product information.

*Note: U Start Base Block actual coverage length is 16¹/₁₆"

Tumbled Brookshire is only available in 6" special order.







Danville Blend



DANVILLE BLEND



SABLE BLEND



SILEX BLEND



FREESTANDING / RETAINING

CLASSIC
TUMBLED
VERSATILE

WESTON STONE



4 x 8 x 12

U START BASE BLOCK®



3½ x 18⅞ x 12"
(Sold Separately)

*Recommended for use with all available
wall block units. Visit Belgard.com for
full product information.*

**Note: U Start Base Block actual
coverage length is 16⅞*







DIAMOND® 9D

Silex Blend



DANVILLE BLEND



GRANITE GRAY



SABLE BLEND



SILEX BLEND



RETAINING

DISTRESSED
MULTIPURPOSE
CLASSIC

LARGE



6 x 17³/₄ x 9

6" CORNER



6 x 17³/₄ x 9

XL™ CAP



3 x 18 / 12 x 13

U START BASE BLOCK®




3¹/₂ x 18⁷/₁₆ x 12*
(Sold Separately)

Recommended for use with all available
wall block units. Visit Belgard.com for
full product information.

*Note: U Start Base Block actual
coverage length is 16¹¹/₁₆







DIAMOND PRO[®]

PS VICTORIAN FACE

Danville Blend



DANVILLE BLEND



GRANITE GRAY



SABLE BLEND



RETAINING

FLEXIBLE
FACETTED
DISTINCT

**VICTORIAN
FACE**



8 x 18 x 12

**VICTORIAN
CORNER**



8 x 18 x 9

**4" UNIVERSAL
VICTORIAN CAP**



4 x 17¹/₄ / 12 x 10³/₈

**ANCHOR[™]
FIBERGLASS PINS**



5" L x .05" dia.
2 pins per block, sold separately. (Sold Separately)

U START BASE BLOCK[®]



3¹/₂ x 18⁷/₁₆ x 12*
(Sold Separately)

Recommended for use with all available
wall block units. Visit Belgard.com for
full product information.

*Note: U Start Base Block actual
coverage length is 16¹¹/₁₆







LEGEND




METROPOLITAN



NATURAL

VERSATILE LANDSCAPING



*When your project demands more
from a product, these materials
offer limitless possibilities*

VISIT [Beldgard.com/VersatileLandscaping](http://Belgard.com/VersatileLandscaping)
FOR OUR PROJECT IDEA BOOK AND MORE

METROPOLITAN

82
Artforms™

NATURAL

84
Ashlar Tandem™



REVOLUTIONIZE
your PATIO

CUSTOMIZE YOUR SPACE WITH ARTFORMS™

This revolutionary system utilizes a large-format modular panel system to create infinite design possibilities with ease. High-strength concrete is mechanically fastened with stainless steel hardware creating little to no mess or disruption.



Sleek, modern, and beautiful



SHAPES & SIZES



18 x 36 x 3



6 x 36 x 3



AVAILABLE COLORS



SCANDINA GREY

Please contact your local Belgard representative for accurate samples, availability and pricing.



SEE WHAT'S POSSIBLE AT Belgard.com/Artforms
OR CHECK OUT OUR ARTFORMS IDEA BOOK





DANVILLE BLEND



SABLE BLEND



SILEX BLEND



FREESTANDING / RETAINING
MULTI-PIECE
CHISELED
VERSATILE

Installed in HGTV's Dream Home 2020!



Belgard.com/HGTVdreamhome

ASHLAR TANDEM UNITS 1, 2 & 3



7 x 13³/₁₆ x 2⁵/₈



7 x 15¹³/₁₆ x 2⁵/₈



7 x 18⁷/₁₆ x 2⁵/₈

TANDEM CAP



3¹/₄ x 24 x 15

COLUMN CAP



24 x 24 x 3¹/₄

MODULAR BLOCK



Vist Belgard.com/tandem for full product information.

7¹/₁₆ x 7⁷/₈ x 7⁷/₈
(Connectors Included)

8" CONNECTOR



TANDEM COLUMN KIT



TANDEM MODULAR GRID



Vist Belgard.com/tandem for full product information.

U START BASE BLOCK*



3¹/₂ x 18⁷/₁₆ x 12"
(Sold Separately)

Recommended for use with all available wall block units. Visit Belgard.com for full product information.

*Note: U Start Base Block actual coverage length is 16¹¹/₁₆







LEGEND



FIRE FEATURES



NATURAL

88
Bordeaux™ Series

90
Bristol™ Series


91
Flagstone Fire
Pit Kit

HERITAGE

92
Brighton™ Series

94
Countryside Fire
Pit Kit


95
Weston Stone™
Fire Pit Kit



Sienna / Midnight



SIENNA
BODY COLOR



PEWTER
BODY COLOR



BUFF
ACCENT COLOR



MIDNIGHT
BODY COLOR



NATURAL POLISHED GRAND

PLEASE NOTE: All of our fireplaces, brick ovens and fire pits come standard as wood-burning units. However, our fireplaces and fire pits can be retro-fitted for gas burning log sets and burners. Our brick ovens are wood-burning units only. Please contact us for more details at 877-235-4273.

Be sure to check with your local municipality for any codes that may affect your installation. Grill island includes Summerset Grill and Door Set. Grill is available in propane or natural gas. Must be specified when placing order.



LINEAR FIRE TABLE*
6'2"W x 2'11"D x 2'5"H



LINEAR FIREPLACE*
7'4"W x 2'11"D x 4'2"H



GRILL ISLAND
2'6"D x 5'11"W x 3'5"H
(Grill and doors included)



FIREPLACE WOOD BOXES
2'1¼"D x 3'3"W x 3'1"H per box
(Sold as pair)



FIREPLACE
2'7"D x 4'3"W x 7'8"H



XL FIREPLACE
3'2¼"D x 5'6"W x 9'H

*Silo represents product only, not surface texture





GRILL ISLAND
3'D x 6'4"W x 4'4"H
(Grill and doors included)



FIREPLACE WOOD BOXES
2'4"D x 3'W x 3'3"H per box
(Sold as pair)



FIREPLACE
3'D x 5'W x 9'6"H



HEARTH
2'D x 5'W x 11"H

GASCONY TAN
BODY COLOR



ASHBURY HAZE
ACCENT COLOR



COTSWOLD MIST
BODY COLOR



BROOKSTONE SLATE
ACCENT COLOR



TUMBLLED
RUSTIC
INVITING



BRISTOL™ SERIES

PLEASE NOTE: All of our fireplaces, brick ovens and fire pits come standard as wood-burning units. However, our fireplaces and fire pits can be retro-fitted for gas burning log sets and burners. Our brick ovens are wood-burning units only. Please contact us for more details at 877-235-4273.

Be sure to check with your local municipality for any codes that may affect your installation. Grill island includes Summerset Grill and Door Set. Grill is available in propane or natural gas. Must be specified when placing order.



ALLEGHENY



ASHLAND



NATURAL
TUMBLED
STACKED

ROUND FIRE PIT:

12" tall
43" outside
30" inside

FIRE PIT KIT



5 x 11¹³/₁₆ x 3¹/₈



Metal ring insert included. Stacks up to 3 rows high.



Cotswold Mist / Ashbury Haze

GASCONY TAN
BODY COLOR



ASHBURY HAZE
ACCENT COLOR



COTSWOLD MIST
BODY COLOR



BROOKSTONE SLATE
ACCENT COLOR



TUMBLER
RUSTIC
CLASSIC



FIREPLACE
3'4"D x 4'4"W x 8'4"H



FIREPLACE WOOD BOXES
2'4"D x 2'8"W x 2'11"H per box
(Sold as pair)

PLEASE NOTE: All of our fireplaces, brick ovens and fire pits come standard as wood-burning units. However, our fireplaces and fire pits can be retro-fitted for gas burning log sets and burners. Our brick ovens are wood-burning units only. Please contact us for more details at 877-235-4273.

Be sure to check with your local municipality for any codes that may affect your installation.







ALLEGHENY




ASHLAND

H
RUSTIC
DURABLE
STONE-TEXTURED

ROUND FIRE PIT:
16" tall
46" outside
30" inside



FIRE PIT KIT



4 x 9 / 6 x 8

COUNTRY SIDE
FIRE PIT

Available with metal ring and bag of sand.



WESTONTM

FIRE PIT KIT

Silex Blend
©Jared Kuzia for This Old House



DANVILLE BLEND



SABLE BLEND



SILEX BLEND



TUMBLER
RUSTIC
COMPACT

SQUARE FIRE PIT:

Outside is 44" in diameter
Stacks up to 4 rows high

SQUARE FIRE PIT KIT



4 x 8 x 12

Available with metal ring and fire brick.



LEGEND



METROPOLITAN



NATURAL



HERITAGE



LEGACY

ACCESSORIES



METROPOLITAN

98
Laguna™ Coping

NATURAL

100
Coventina™ Coping

101
Landings™ Step

HERITAGE

102
Brookshire™ Curb

LEGACY

103
Marina™ Coping



ALPINE GRAY




STERLING GRAY



MODERN
STYLISH
ACCENT

60MM



14³/₁₆ x 23⁵/₁₆ x 2³/₁₆







CHARCOAL



DANVILLE BLEND



SABLE BLEND



SILEX BLEND



WALNUT




TEXTURED
RICH-COLOR
VERSATILE



COVENTINATM COPING

COPING



14 x 23½ x 2¾



LANDINGS™

STEP UNIT

Sable Blend



CHARCOAL



DANVILLE BLEND



SABLE BLEND



SILEX BLEND

QUARRIED
GRAND
ORGANIC



Installed in HGTV's Dream Home 2020 & 2021!



[Beldgard.com/HGTVdreamhome](https://Belgard.com/HGTVdreamhome)

STEP UNIT



6 x 48 x 18





DANVILLE BLEND



SABLE BLEND



SILEX BLEND



COBBLED
NATURAL
ACCENT



CURB



3 3/4 x 7 1/8 x 3 5/8



3 3/4 x 9 7/8 x 3 5/8



3 3/4 x 10 7/8 x 3 5/8

Installed in HGTV's Dream Home 2021!



Belgard.com/dreamhome



MARINA™

COPING



CHARCOAL



DANVILLE BLEND



SABLE BLEND



SILEX BLEND



BULLNOSED
DISTINCTIVE
ACCENT

COPING UNIT



5¹⁵/₁₆ x 11¹³/₁₆ x 2³/₈

Also available in Tumbled


COMPLETE PAVER CARE

For over 35 years, installers and homeowners everywhere trust the effectiveness and durability of Techniseal® products to keep their hardscapes as beautiful as they envisioned.

Over 35 million sq. ft. of sealer coverage shipped from 2016 to present — 43 times the size of Madison Square Garden in New York

Over 107 million sq. ft. of sand coverage shipped from 2016 to present — 3 times the size of Central Park in New York

Over 98,000 gallons of cleaners shipped from 2016 to present — the equivalent of 36 minutes of water dropping from Burney Falls in California





INSTALL

SANDS

High-performance jointing materials remain flexible to withstand seasonal weather impact, with lasting durability to prevent weed and insect invasion. Sand is available in a variety of colors to suit your style; contact your local Belgard® Representative for your regional offerings.




CLEAN

CLEANERS



Superior solutions for any cleaning challenge, from light cleaning to deep oil, rust, or grime removal.



PROTECT

SEALERS












Enhance the look of your outdoor space with the perfect finish, while protecting your hardscape from weathering and staining.

PREVENTATIVE MAINTENANCE

Untreated concrete pavers are porous and can absorb stains if not properly maintained. To keep your space looking its best, address surface grime and stubborn spots with Techniseal specialized cleaners to help prevent long-term damage to your pavers. Select a high-quality Techniseal sealer in your preferred finish to enhance your hardscape's overall look and help prevent stains. Whether installing a new hardscape or restoring an existing space, Techniseal offers solutions to maximize the life of concrete pavers.



PAVERS




PALLET INFORMATION / ESTIMATING CHART




AGILINA® PLANK			SQFT/ PALLET	SQFT/ LAYER	LAYER/ PALLET	UNITS/ PALLET	WEIGHT/ PALLET	LNFT/PALLET (SOLDIER)	LNFT/PALLET (SAILOR)
3-PIECE – 5" 80MM		5 x 11 ¹³ / ₁₆ x 3 ¹ / ₈	–	–	–	–	–	–	–
		5 x 15 ³ / ₄ x 3 ¹ / ₈	–	–	–	–	–	–	–
		5 x 19 ¹¹ / ₁₆ x 3 ¹ / ₈	–	–	–	–	–	–	–
TOTAL			91.62	11.45	8		3300	–	–
3-PIECE – 7½" 80MM		7½ x 11 ¹³ / ₁₆ x 3 ¹ / ₈	–	–	–	–	–	–	–
		7½ x 15 ³ / ₄ x 3 ¹ / ₈	–	–	–	–	–	–	–
		7½ x 19 ¹¹ / ₁₆ x 3 ¹ / ₈	–	–	–	–	–	–	–
TOTAL			77.08	9.65	8		2850	–	–
AQUALINE			SQFT/ PALLET	SQFT/ LAYER	LAYER/ PALLET	UNITS/ PALLET	WEIGHT/ PALLET	LNFT/PALLET (SOLDIER)	LNFT/PALLET (SAILOR)
80MM		4½ x 9 x 3 ¹ / ₈	90	11.25	8	320	2835	–	–
BERGERAC®			SQFT/ PALLET	SQFT/ LAYER	LAYER/ PALLET	UNITS/ PALLET	WEIGHT/ PALLET	LNFT/PALLET (SOLDIER)	LNFT/PALLET (SAILOR)
4-PIECE COMBO		5½ x 4¾ x 2¾	–	–	–	–	–	–	–
		5½ x 6 ⁵ / ₁₆ x 2¾	–	–	–	–	–	–	–
		5½ x 7 ⁷ / ₈ x 2¾	–	–	–	–	–	–	–
		5½ x 9 ⁷ / ₁₆ x 2¾	–	–	–	–	–	–	–
TOTAL			136.62	12.42	11		3600	–	–
CIRCLE KIT	Variable x 2¾		59.6	6	–	–	1485	–	–

PAVERS







PALLET INFORMATION / ESTIMATING CHART



CAPE COBBLE™			SQFT/ PALLET	SQFT/ LAYER	LAYER/ PALLET	UNITS/ PALLET	WEIGHT/ PALLET	LNFT/PALLET (SOLDIER)	LNFT/PALLET (SAILOR)
6 X 6		6 x 6 x 2 3/8	120	12	10	480	3040	240	240
		6 x 9 x 2 3/8	112.5	11.25	10	300	2920	150	225




CATALINA GRANA®			SQFT/ PALLET	SQFT/ LAYER	LAYER/ PALLET	UNITS/ PALLET	WEIGHT/ PALLET	LNFT/PALLET (SOLDIER)	LNFT/PALLET (SAILOR)
3-PIECE		6 x 12 x 2 3/8	30	–	–	–	–	–	–
		9 x 12 x 2 3/8	30	–	–	–	–	–	–
		12 x 12 x 2 3/8	60	–	–	–	–	–	–
	TOTAL		120	12	10	–	3200	–	–

CATALINA™ SLATE			SQFT/ PALLET	SQFT/ LAYER	LAYER/ PALLET	UNITS/ PALLET	WEIGHT/ PALLET	LNFT/PALLET (SOLDIER)	LNFT/PALLET (SAILOR)
3-PIECE		6 x 12 x 2 3/8	–	–	–	–	–	–	–
		9 x 12 x 2 3/8	–	–	–	–	–	–	–
		12 x 12 x 2 3/8	–	–	–	–	–	–	–
	TOTAL		120	12	10	–	3200	–	–

PAVERS
PALLET INFORMATION / ESTIMATING CHART

H DUBLIN COBBLE®			SQFT/ PALLET	SQFT/ LAYER	LAYER/ PALLET	UNITS/ PALLET	WEIGHT/ PALLET	LNFT/PALLET (SOLDIER)	LNFT/PALLET (SAILOR)
3-PIECE MODULAR		2 ¹⁵ / ₁₆ x 5 ¹⁵ / ₁₆ x 2 ³ / ₈	-	-	-	-	-	-	-
		5 ¹⁵ / ₁₆ x 5 ¹⁵ / ₁₆ x 2 ³ / ₈	-	-	-	-	-	-	-
		5 ¹⁵ / ₁₆ x 8 ⁷ / ₈ x 2 ³ / ₈	-	-	-	-	-	-	-
TOTAL			127.93	11.63	11	-	3440	-	-
CIRCLE KIT		5 ¹ / ₂ x Variable x 2 ³ / ₈	77.8	7.78	10	-	2300	-	-
									
									

H HOLLAND STONE			SQFT/ PALLET	SQFT/ LAYER	LAYER/ PALLET	UNITS/ PALLET	WEIGHT/ PALLET	LNFT/PALLET (SOLDIER)	LNFT/PALLET (SAILOR)
60MM		3 ¹⁵ / ₁₆ x 7 ⁷ / ₈ x 2 ³ / ₈	120	12	10	540	3190	180	360
80MM		3 ¹⁵ / ₁₆ x 7 ⁷ / ₈ x 3 ¹ / ₈	96	12	8	432	2980	144	288

H LAFITT™ GRANA SLAB			SQFT/ PALLET	SQFT/ LAYER	LAYER/ PALLET	UNITS/ PALLET	WEIGHT/ PALLET	LNFT/PALLET (SOLDIER)	LNFT/PALLET (SAILOR)
3-PIECE		7 ³ / ₈ x 14 ⁷ / ₈ x 2 ³ / ₈	-	-	-	-	-	-	-
		14 ⁷ / ₈ x 14 ⁷ / ₈ x 2 ³ / ₈	-	-	-	-	-	-	-
		14 ⁷ / ₈ x 22 ⁵ / ₁₆ x 2 ³ / ₈	-	-	-	-	-	-	-
TOTAL			116.57	11.66	10	-	3361	-	-

PAVERS


LAFITT® PAVER


LAFITT® RUSTIC SLAB







LONDON COBBLE


PAVERS
PALLET INFORMATION / ESTIMATING CHART

MEGA-ARBEL® PATIO SLAB			SQFT/ PALLET	SQFT/ LAYER	LAYER/ PALLET	UNITS/ PALLET	WEIGHT/ PALLET	LNFT/PALLET (SOLDIER)	LNFT/PALLET (SAILOR)
60MM		15 ³ / ₈ x 21 x 2 ³ / ₈	104.4	8.7	12	72	2750	–	–

OLD YORK™			SQFT/ PALLET	SQFT/ LAYER	LAYER/ PALLET	UNITS/ PALLET	WEIGHT/ PALLET	LNFT/PALLET (SOLDIER)	LNFT/PALLET (SAILOR)
4 X 8		3 ¹⁵ / ₁₆ x 7 ⁷ / ₈ x 2 ³ / ₈	120	12	10	540	3190	180	360


TURFSTONE™			SQFT/ PALLET	SQFT/ LAYER	LAYER/ PALLET	UNITS/ PALLET	WEIGHT/ PALLET	LNFT/PALLET (SOLDIER)	LNFT/PALLET (SAILOR)
80MM		15 ³ / ₄ x 23 ³ / ₈ x 3 ¹ / ₂	106.8	13.35	8	40	2180	–	–



URBANA® STONE			SQFT/ PALLET	SQFT/ LAYER	LAYER/ PALLET	UNITS/ PALLET	WEIGHT/ PALLET	LNFT/PALLET (SOLDIER)	LNFT/PALLET (SAILOR)
3-PIECE		3 ¹⁵ / ₁₆ x 7 ⁷ / ₈ x 2 ³ / ₈	–	–	–	–	–	–	–
		7 ⁷ / ₈ x 7 ⁷ / ₈ x 2 ³ / ₈	–	–	–	–	–	–	–
		7 ⁷ / ₈ x 11 ¹³ / ₁₆ x 2 ³ / ₈	–	–	–	–	–	–	–
TOTAL			113.63	10.33	11	–	3280	–	174.81



LG. Sq.		11 ³ / ₄ x 11 ³ / ₄ x 2 ³ / ₈	116.4	11.64	10	120	2900	120	120
---------	---	---	-------	-------	----	-----	------	-----	-----

PORCELAIN

PALLET INFORMATION / ESTIMATING CHART







ARDESIE			GROSS WEIGHT / BOX	PIECES / BOX	SQFT / BOX	BOXES / FULL PALLET	SQFT / PALLET	PALLET GROSS WEIGHT
24 X 24		23.54 x 23.54 x ¾"	33 kg / 72 lbs	2	7.75	30	232.5	980 kg / 2160 lbs


GLOCAL			GROSS WEIGHT / BOX	PIECES / BOX	SQFT / BOX	BOXES / FULL PALLET	SQFT / PALLET	PALLET GROSS WEIGHT
24 X 24		23.54 x 23.54 x ¾"	33 kg / 72 lbs	2	7.75	30	232.5	980 kg / 2160 lbs
24 X 48		23.54 x 47.17 x ¾"	34 kg / 74 lbs	1	7.75	35	271.25	1189 kg / 2621 lbs


NOON			GROSS WEIGHT / BOX	PIECES / BOX	SQFT / BOX	BOXES / FULL PALLET	SQFT / PALLET	PALLET GROSS WEIGHT
8 X 48		7.64 x 47.17 x ¾"	21 kg / 46 lbs	2	5.06	30	151.8	642 kg / 1415 lbs
12 X 48		11.73 x 47.17 x ¾"	34 kg / 74 lbs	2	7.75	36	279	1208 kg / 2664 lbs

PORCELAIN
PALLET INFORMATION / ESTIMATING CHART

MODULAR






QUARZITI 2.0			GROSS WEIGHT / BOX	PIECES / BOX	SQFT / BOX	BOXES / FULL PALLET	SQFT / PALLET	PALLET GROSS WEIGHT
24 X 24		23.54 x 23.54 x ¾"	33 kg / 72 lbs	2	7.75	30	232.5	980 kg / 2160 lbs
24 X 36		23.54 x 35.35 x ¾"	33 kg / 72 lbs	2	7.75	20	155	708 kg / 1560 lbs
12 X 24		11.73 x 23.54						
18 X 36		17.64 x 35.35 x ¾"	37 kg / 81.4 lbs	2	8.7	27	234.9	1014 kg / 2235 lbs
24 X 48		23.54 x 47.17 x ¾"	34 kg / 74 lbs	1	7.75	35	271.25	1189 kg / 2621 lbs
12 X 24		11.73 x 23.54 x ¾"	24.58 kg / 54.19 lbs	3	5.81	40	232.5	998 kg / 2201 lbs






UNICO			GROSS WEIGHT / BOX	PIECES / BOX	SQ FT / BOX	BOXES / FULL PALLET	LN FT / PALLET	PALLET GROSS WEIGHT
UNICO		12.99 x 23.54 x ¾"	24 kg / 52 lbs	3	6.37	40	254.82	943 kg / 2080 lbs

VERONA™			GROSS WEIGHT / BOX	PIECES / BOX	SQFT / BOX	BOXES / FULL PALLET	SQFT / PALLET	PALLET GROSS WEIGHT
24 X 24		23.54 x 23.54 x ¾"	33 kg / 72 lbs	2	7.75	30	232.5	980 kg / 2160 lbs

WALLS







PALLET INFORMATION / ESTIMATING CHART

AB® COLLECTION			SQFT/ PALLET	SQFT/ LAYER	LAYER/ PALLET	UNITS/ PALLET	UNITS/ SQFT	LINEAR FT/ PALLET	WEIGHT/ UNIT	WEIGHT/ PALLET
CLASSIC		8 x 18 x 12	40	8	5	40	1	–	–	3160
JUMBO JR.		8 x 9 x 9½	40	8	5	80	2	–	–	3120
AB CORNER		8 x 16 x 8	–	–	2	24	–	–	–	1584
AB CAP		4 x 17½ x 12	–	–	7	56	–	82	–	3136
AB STONE 12 DEGREE		8 x 18 x 12	40	8	5	40	1	–	–	3160

ASHLAR TANDEM™			SQFT/ PALLET	SQFT/ LAYER	LAYER/ PALLET	UNITS/ PALLET	UNITS/ SQFT	LINEAR FT/ PALLET	WEIGHT/ UNIT	WEIGHT/ PALLET
UNIT 1		7 x 13⅔ x 3	–	–	–	–	–	–	–	–
UNIT 2		7 x 15⅔ x 3	–	–	–	–	–	–	–	–
UNIT 3		7 x 18⅞ x 3	–	–	–	–	–	–	–	–
TOTAL			70 Veneer / 35 SRW	–	6	–	–	–	–	2082
CAP		15 x 24 x 3¼	–	–	5	32	–	64	–	1940
COLUMN CAP		24 x 24 x 3¼	–	–	8	16	–	–	149	2400

WALLS







PALLET INFORMATION / ESTIMATING CHART




BELAIR WALL®			SQFT/ PALLET	SQFT/ LAYER	LAYER/ PALLET	UNITS/ PALLET	UNITS/ SQFT	LINEAR FT/ PALLET	WEIGHT/ UNIT	WEIGHT/ PALLET
6" FSW		6 x 8 / 6 x 11	18	6	3	36	-	-	-	1684
		6 x 16 / 14 x 11	-	-	-	-	-	-	-	-
TOTAL			18	6	3	36	-	-	-	1684
CORNER		6 x 16 x 8	-	-	2	20	-		-	1242
CAP		3 x 7 / 8 x 13½	-	-	8	144	-	90	-	3194
CAP END		3 x 8 x 13½	-	-	-	42	-		-	792
WALL END		6 x 8 x 11	-	-	-	42	-		-	1470

BROOKSHIRE™			SQFT/ PALLET	SQFT/ LAYER	LAYER/ PALLET	UNITS/ PALLET	UNITS/ LAYER	UNITS/ SQFT	WEIGHT/ UNIT	WEIGHT/ PALLET
3" WALL		3 x 6 / 4 x 9	-	-	-	-	-	-	-	-
		3 x 12 / 10 x 9	-	-	-	-	-	-	-	-
		3 x 16 / 14 x 9	-	-	-	-	-	-	-	-
TOTAL			32	3.2	10	-	-	-	-	3200
6" WALL		6 x 6 / 4 x 9	-	-	-	-	-	-	-	-
		6 x 12 / 10 x 9	-	-	-	-	-	-	-	-
		6 x 16 / 14 x 9	-	-	-	-	-	-	-	-
TOTAL			32	6.4	5	-	-	-	-	3200

WALLS





PALLET INFORMATION / ESTIMATING CHART

BROOKSHIRE™ CONT'D.			SQFT/ PALLET	SQFT/ LAYER	LAYER/ PALLET	UNITS/ PALLET	UNITS/ SQFT	LINEAR FT/ PALLET	WEIGHT/ UNIT	WEIGHT/ PALLET
3" CORNER		3 x 15 / 14 x 9	29	–	8	96	–	–	–	2860
6" CORNER		6 x 15 / 14 x 9	29	–	4	48	–	–	–	3060
XL CAP		3 x 18 / 12 x 13	–	–	9	81	–	101.25	–	3660
RADIAN MULTI-PIECE CAP		3 x 8¾ Front / 6½ Back x 12	–	–	–	–	–	–	–	–
		3 x 11¼ Front / 9½ Back x 12	–	–	–	–	–	–	–	–
		3 x 14¾ Front / 12½ Back x 12	–	–	–	–	–	–	–	–
TOTAL						24 Sets		64		2550


DIAMOND® 9D			SQFT/ PALLET	SQFT/ LAYER	LAYER/ PALLET	UNITS/ PALLET	UNITS/ SQFT	LINEAR FT/ PALLET	WEIGHT/ UNIT	WEIGHT/ PALLET
BLOCK		6 x 17¾ x 9	44.4	8.88	5	60	1.35	–	–	3300
6" CORNER		6 x 17¾ x 8	–	–	5	40	–	–	–	3207
XL CAP		3 x 18 / 12 x 13	–	–	9	81	–	101.25	–	3660


WALLS
PALLET INFORMATION / ESTIMATING CHART

DIAMOND PRO® PS QUARRIED			SQFT/ PALLET	SQFT/ LAYER	LAYER/ PALLET	UNITS/ PALLET	UNITS/ SQFT	LINEAR FT/ PALLET	WEIGHT/ UNIT	WEIGHT/ PALLET
BLOCK		8 x 18 x 12	48	12	4	48	1	–	–	3648
CORNER		8 x 18 x 9	40	–	5	40	–	–	–	4370
4" CAP		4 x 17¼ / 12 x 10¾	–	–	6	72	–	87	–	4100
PINS		5" L x .05" dia.	–	–	–	100 per box	–	–	–	–

DIAMOND PRO® PS VICTORIAN			SQFT/ PALLET	SQFT/ LAYER	LAYER/ PALLET	UNITS/ PALLET	UNITS/ SQFT	LINEAR FT/ PALLET	WEIGHT/ UNIT	WEIGHT/ PALLET
BLOCK		8 x 18 x 12	48	12	4	48	1			3648
CORNER		8 x 18 x 9	40		5	40				4370
4" CAP		4 x 17¼ / 12 x 10¾			6	72		87		4100
PINS		5" L x .05" dia.				100 per box				

Recommend 1 box of pins per pallet

WESTON STONE™			SQFT/ PALLET	SQFT/ LAYER	LAYER/ PALLET	UNITS/ PALLET	UNITS/ SQFT	LINEAR FT/ PALLET	WEIGHT/ UNIT	WEIGHT/ PALLET
UNIVERSAL		4 x 12 x 8	–	–	6	120	3	120	–	3720


U START BASE BLOCK			SQFT/ PALLET	SQFT/ LAYER	LAYER/ PALLET	UNITS/ PALLET	UNITS/ SQFT	LINEAR FT/ PALLET	WEIGHT/ UNIT	WEIGHT/ PALLET
BLOCK		3½ x 18¾ x 12	–	–	–	56	–	86.24	–	2700

FIRE FEATURES

PALLET INFORMATION / ESTIMATING CHART


Bordeaux™ Series		Body / Accent Color	Unit Weight
	Fireplace	Sienna / Buff	4200
	Wood Boxes	Sienna / Buff	3070
	Grill Island (Summerset)	Sienna / Buff	3055
	Grill Island (LP)	Sienna / Buff	3055
	Fireplace	Sienna / Midnight	4200
	Wood Boxes	Sienna / Midnight	3070
	Grill Island (Summerset)	Sienna / Midnight	3055
	Grill Island (LP)	Sienna / Midnight	3055
	Fireplace	Pewter / Midnight	4200
	Wood Boxes	Pewter / Midnight	3070
	Grill Island (Summerset)	Pewter / Midnight	3055
	Grill Island (LP)	Pewter / Midnight	3055



Brighton™ Series		Body / Accent Color	Unit Weight
	Fireplace	Gascony / Ashbury	5825
	Wood Boxes	Gascony / Ashbury	3200
	Fireplace	Cotswold / Brookstone	5825
	Wood Boxes	Cotswold / Brookstone	3200
	Fireplace	Pewter / Midnight	5825
	Wood Boxes	Pewter / Midnight	3200

Countryside Fire Pit			SQFT/ Pallet	SQFT/ Layer	Layer/ Pallet	Units/ Pallet	Weight/ Pallet
BLOCK		4 x 9 / 6 x 8	-	-	-	64	1300
		Inside Diameter: 30" Outside Diameter: 46"	-	-	-	1	-

FIRE FEATURES
PALLET INFORMATION / ESTIMATING CHART




BRISTOL™ SERIES		BODY / ACCENT COLOR	UNIT WEIGHT
Fireplace		Gascony / Ashbury	7245
Wood Boxes		Gascony / Ashbury	3950
Hearth		Gascony / Ashbury	1180
Grill Island (Summerset)		Gascony / Ashbury	4125
Grill Island (LP)		Gascony / Ashbury	4125
Fireplace		Cotswold / Brookstone	7245
Wood Boxes		Cotswold / Brookstone	3950
Hearth		Cotswold / Brookstone	1180
Grill Island (Summerset)		Cotswold / Brookstone	4125
Grill Island (LP)		Cotswold / Brookstone	4125


FLAGSTONE FIRE PIT			SQFT/ PALLET	SQFT/ LAYER	LAYER/ PALLET	UNITS/ PALLET	WEIGHT/ PALLET
BLOCK		4 x 11 / 8 x 6	-	-	-	36	1500
		Inside Diameter: 30" Outside Diameter: 43"	-	-	-	1	-


WESTON STONE™ FIRE PIT			SQFT/ PALLET	SQFT/ LAYER	LAYER/ PALLET	UNITS/ PALLET	WEIGHT/ PALLET
BLOCK		4 x 8 x 12	-	-	-	48	1600
		Inside Diameter: 28" Outside Diameter: 44"	-	-	-	1	-


ACCESSORIES


PALLET INFORMATION / ESTIMATING CHART

BROOKSHIRE™ CURB			SQFT/ PALLET	SQFT/ LAYER	LAYER/ PALLET	UNITS/ PALLET	WEIGHT/ PALLET	LNFT/PALLET (SOLDIER)	LNFT/PALLET (SAILOR)
CURB UNITS		3¾ x 7⅞ x 3⅝	–	–	–	–	–	–	–
		3¾ x 9⅞ x 3⅝	–	–	–	–	–	–	–
		3¾ x 10⅞ x 3⅝	–	–	–	–	–	–	–
TOTAL			–	–	4	–	1320	–	104 LNFT

COVENTINA™ COPING			SQFT/ PALLET	SQFT/ LAYER	LAYER/ PALLET	UNITS/ PALLET	WEIGHT/ PALLET	LNFT/PALLET (SOLDIER)	LNFT/PALLET (SAILOR)
60MM		14 x 23½ x 2⅜	–	–	11	44	2660	86.17	–

LANDINGS™ STEP			SQFT/ PALLET	SQFT/ LAYER	LAYER/ PALLET	UNITS/ PALLET	WEIGHT/ PALLET	LNFT/PALLET (SOLDIER)	LNFT/PALLET (SAILOR)
STEP UNIT		6 x 48 x 18	–	–	2	2	860	–	–

LAGUNA™ COPING			SQFT/ PALLET	SQFT/ LAYER	LAYER/ PALLET	UNITS/ PALLET	WEIGHT/ PALLET	LNFT/PALLET (SOLDIER)	LNFT/PALLET (SAILOR)
60MM		14⅜ x 23⅝ x 2⅜	–	–	7	28	916	–	–


MARINA® COPING			SQFT/ PALLET	SQFT/ LAYER	LAYER/ PALLET	UNITS/ PALLET	WEIGHT/ PALLET	LNFT/PALLET (SOLDIER)	LNFT/PALLET (SAILOR)
60MM		5⅝ x 11⅝ x 2⅜	–	–	4	168	2160	84	–



HARDSCAPE HEROES

CONGRATULATIONS TO THE 2020 WINNERS!


With the Hardscape Hero program, Belgard Contractors submit their work to compete for the monthly award. One winner is selected each month by a panel of hardscape professionals.



TRADITIONAL LANDSCAPING

Mike Smith | Albany, NY


Lafitt® Rustic Slab (TrueColor) in Driftwood Blend, Old York™ in Walnut, Lafitt® Paver in Walnut, Brookshire™ Wall in Driftwood Blend, Mega-Arbel® in Driftwood Blend, Tru-Scapes Lighting



MIKE DARLING CONSTRUCTION

Mike Darling | Troy, NY


Lafitt® Rustic Slab in Sillex Blend, Mega-Arbel® in Danville Blend, Old York™ border in Charcoal, Diamond® 9D in Sillex Blend



LEWIS LANDSCAPE SOLUTIONS

Shane Lewis | Saratoga Springs, NY


Lafitt® Rustic Slab in Sable Blend, Ashlar Tandem™ in Sable Blend



CJ PICKERING ENTERPRISES

Cody Pickering | Easton, MA


Urbana® Stone in Sable Blend, Weston Stone™ Wall in Sable Blend, Old York™ in Charcoal



BECKER LANDSCAPING

Andrew Becker | Fairfield, CT

Lafitt® Rustic Slab in Danville Blend, Marina™ Coping in Danville Blend, London Cobble in Charcoal, Belair Wall® in Danville Blend



PITCH PINES LANDSCAPING

Chris Wagner | North Haven, CT

Catalina™ Slate in Sable Blend

To submit your projects to the Hardscape Hero Program, visit Belgard.com/HardscapeHeroes

PEACE OF MIND, GUARANTEED

LIFETIME TRANSFERABLE LIMITED WARRANTY

Oldcastle® APG, Inc. ("Belgard") is proud to inform you that all of our interlocking concrete paver and retaining walls ("Products") meet and/or exceed the requirements of ASTM C-936 and ASTM C-1372. Belgard® guarantees its Products against these standards for the lifetime of the Product defined by ICPI. This guarantee does not apply to splitting, chipping or other breakage that could be caused by impact, abrasion or overloading. This warranty is transferable. The original proof of purchase is required.

This warranty is only valid if the material is installed under the guidelines of the ICPI (www.ICPI.org), The NCMA (www.ncma.org) or the Belgard Installation Guideline Manual. Improper installation voids this warranty. This warranty is for residential applications only and does not apply to commercial applications. It is recommended that the job be installed by a Belgard Preferred Contractor who provides a guaranty of their workmanship for a minimum of 3 years from the date of install. For warranty service, contact Belgard at 1-877-BELGARD. A service representative will investigate your claim within 10 business days. If the Belgard product fails to meet the specifications, Belgard will replace the defective product at no charge. Color matching cannot be guaranteed. Belgard will not be responsible for any replacement labor, consequential damages or incidental damages. This warranty gives you specific legal rights, and you may also have other rights which vary from state to state. Some states do not allow for the exclusion or limitation of incidental or consequential damages, so the above limitation or exclusion may not apply to you. All other warranties, express or implied are waived.

For specific information regarding warranty coverage and exclusions in regards to the Elements and Porcelain Paver products, please visit: Belgard.com/Warranty



ANCHOR NEW ENGLAND LOCATIONS

HOLBROOK

46 Spring Street
Holbrook, MA 02343
781-767-2202

CRANSTON

30 Budlong Road
Cranston, RI 02920
401-942-4800

WEST LEBANON

35 Glen Road
West Lebanon, NH 03784
603-298-5959

STAY CONNECTED



PRODUCT INDEX

PAVERS

Agilina™ Plank.....	30
Aqualine™.....	44
Ardesie.....	52
Bergerac®.....	38
Cape Cobble™.....	39
Catalina Grana®.....	26
Catalina™ Slate.....	32
Dublin Cobble®.....	40
Glocal.....	54
Holland Stone.....	42
Lafitt® Grana Slab.....	28
Lafitt® Paver.....	36
Lafitt® Rustic Slab.....	34
London Cobble.....	43

Mega-Arbel® Patio Slab.....	37
Noon.....	56
Old York™.....	41
Quarziti 2.0.....	53
Turfstone™.....	45
Unico.....	60
Urbana® Stone.....	46
Verona™.....	58

WALLS

AB® Collection.....	70
Belair Wall®.....	66
Brookshire™.....	72

Diamond® 9D.....	76
Diamond Pro® PS Quarried Face.....	68
Diamond Pro® PS Victorian Face.....	78
Weston Stone™.....	74

VERSATILE LANDSCAPING

Artforms™.....	82
Ashlar Tandem™.....	84

FIRE FEATURES

Bordeaux™ Series.....	88
Brighton™ Series.....	92

Bristol™ Series.....	90
Countryside Fire Pit Kit.....	94
Flagstone Fire Pit Kit....	91
Weston Stone™ Fire Pit Kit.....	95

ACCESSORIES

Brookshire™ Curb.....	102
Coventina™ Coping.....	100
Laguna™ Coping.....	98
Landings™ Step.....	101
Marina™ Coping.....	103

COLLECTIONS LEGEND

Metropolitan Collection
Natural Collection
Heritage Collection
Legacy Collection
Environmental Collection
Porcelain Collection



BELGARD.COM

PICTURED ON THE COVER:
LAFITT® RUSTIC SLAB WITH MEGA-ARBEL® PATIO SLAB AND COUNTRYSIDE FIRE PIT