


Hugh Giraffe

LOOKING TO THE FUTURE

- Beginner -



JAMES HUGH STEVENSON

Hugh Giraffe: Looking to the future

Beginner

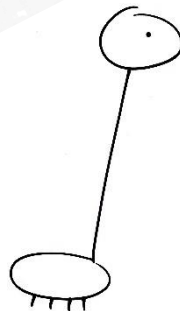
Imagine it!

Draw it!

Write it!

By

James Hugh Stevenson



Premier Potential Publishing

How to use this textbook

Users of this textbook should focus on what will happen in the picture.

Students should study the example picture and then read the example passage. Students should then draw a picture on the next page then write a story about their picture.

Students should try to use the future tense to describe their pictures.

Students can use the character of *Hugh Giraffe* in their pictures and stories if they wish or they can draw any picture that they like. At the end of the book, there are ten blank pages for students to draw pictures and write their own unique stories.

Submit your pictures and stories

Readers may submit their pictures and stories online at www.premierpotentialpublishing.com.

The best pictures and stories will be featured on the website and in future editions of *Hugh Giraffe*.

Gardening



Hugh Giraffe is going to grow vegetables.

He will grow corn and broccoli.

Hugh likes corn and broccoli.


Hugh will grow organic vegetables.

Will you make soup, Hugh?

Gardening



Library



Hugh Giraffe will go to the library tomorrow.

He will borrow a book.

Hugh will spend an hour browsing the books at the library.

He will read every day next week.

I know a good author, Hugh!

Library



It's your turn.

Imagine it!

Draw it!

Write it!

Use your imagination.

Draw ten pictures.

Write a story to match each picture.

Try to use the future tense.

1.