

Cleburne ISD

Questions for Cleburne ISD Residents:

- Has Cleburne ISD **EARNED** the communities' trust?
- Does Cleburne ISD **LISTEN** to their voters?
- Has Cleburne ISD **RESPONSIBLY MANAGED** tax-payer provided revenue?
- Has Cleburne ISD best **EDUCATED** and best **PREPARED** it's Graduates?

Resources:

Tax Rates:

- <https://johnsoncad.com/tax-rates/>

General School Bond Debt:

- <https://data.brb.texas.gov/local/isd/>

Individual ISD Bond Debt:

- https://debtsearch.brb.texas.gov/local_debt_search.aspx

ISD Spending Breakdown:

- <https://opentexasschools.com/districts>

ISD Accountability:

- <https://txschools.gov/?lng=en>

Johnson County ISD Historical Total Tax Rates

4th **HIGHEST TOTAL TAX RATE** in Johnson County

School Districts	Codes	2024	2023	2022	2021	2020	2019	2018
Alvarado ISD	ALS	1.166900	1.169200	1.354600	1.372000	1.466400	1.470000	1.461000
Burleson ISD	BUS	1.255200	1.257500	1.442900	1.494600	1.538300	1.568350	1.670000
Cleburne ISD	CLS	1.211900	1.211900	1.397300	1.448600	1.514700	1.528300	1.630000
Crowley ISD	CRS	1.255200	1.257500	1.442900	1.484100	1.539800	1.568400	1.670000
Godley ISD	GOS	1.286900	1.289200	1.474600	1.492000	1.466400	1.470000	1.540000
Granbury ISD	GBY	0.931900	0.934200	0.999600	1.088800	1.111400	1.125000	1.195000
Grandview ISD	GVS	0.996600	0.998900	1.105900	1.178100	1.133100	1.196100	1.266100
Joshua ISD	JOS	1.257500	1.087200	1.272600	1.290000	1.396000	1.440000	1.520000
Keene ISD	KES	1.046400	1.048900	1.165470	1.231270	1.285800	1.299400	1.401100
Mansfield ISD	MAS	1.146900	1.149200	1.334600	1.418300	1.446400	1.460000	1.540000
Rio Vista ISD	RIS	1.180990	1.183300	1.322990	1.322990	1.397390	1.498350	1.600000
Venus ISD	VES	1.178400	1.180700	1.366100	1.383500	1.421300	1.491500	1.589500

Cleburne ISD Debt Outstanding (BRB)

Cleburne ISD

Debt Outstanding

- Fiscal Year 2024 -

Tax Supported:

\$162,077,083

Revenue Supported:

\$0

Total Outstanding:

\$162,077,083

Debt Issued

- Fiscal Year 2024 -

Tax Supported:

\$0

Revenue Supported:

\$0

Total Issued:

\$0

JoCo ISD Debt Outstanding (BRB)

Grandview ISD

Debt Outstanding

- Fiscal Year 2024 -

Tax Supported:

\$14,120,000

Revenue Supported:

\$0

Total Outstanding:

\$14,120,000

Debt Issued

- Fiscal Year 2024 -

Tax Supported:

\$0

Revenue Supported:

\$0

Total Issued:

\$0

Rio Vista ISD

Debt Outstanding

- Fiscal Year 2024 -

Tax Supported:

\$19,461,000

Revenue Supported:

\$0

Total Outstanding:

\$19,461,000

Debt Issued

- Fiscal Year 2024 -

Tax Supported:

\$0

Revenue Supported:

\$0

Total Issued:

\$0

Venus ISD

Debt Outstanding

- Fiscal Year 2024 -

Tax Supported:

\$27,931,974

Revenue Supported:

\$0

Total Outstanding:

\$27,931,974

Debt Issued

- Fiscal Year 2024 -

Tax Supported:

\$0

Revenue Supported:

\$0

Total Issued:

\$0

Keene ISD

Debt Outstanding

- Fiscal Year 2024 -

Tax Supported:

\$9,774,000

Revenue Supported:

\$0

Total Outstanding:

\$9,774,000

Debt Issued

- Fiscal Year 2024 -

Tax Supported:

\$0

Revenue Supported:

\$0

Total Issued:

\$0

JoCo ISD Debt Outstanding (BRB)

Godley ISD

Debt Outstanding

- Fiscal Year 2024 -

Tax Supported:
\$225,490,000

Revenue Supported:
\$0

Total Outstanding:
\$225,490,000

Debt Issued

- Fiscal Year 2024 -

Tax Supported:
\$0

Revenue Supported:
\$0

Total Issued:
\$0

Alvarado ISD

Debt Outstanding

- Fiscal Year 2024 -

Tax Supported:
\$181,965,000

Revenue Supported:
\$0

Total Outstanding:
\$181,965,000

Debt Issued

- Fiscal Year 2024 -

Tax Supported:
\$0

Revenue Supported:
\$0

Total Issued:
\$0

Joshua ISD

Debt Outstanding

- Fiscal Year 2024 -

Tax Supported:
\$83,785,000

Revenue Supported:
\$0

Total Outstanding:
\$83,785,000

Debt Issued

- Fiscal Year 2024 -

Tax Supported:
\$0

Revenue Supported:
\$0

Total Issued:
\$0

Burleson ISD

Debt Outstanding

- Fiscal Year 2024 -

Tax Supported:
\$260,735,000

Revenue Supported:
\$0

Total Outstanding:
\$260,735,000

Debt Issued

- Fiscal Year 2024 -

Tax Supported:
\$0

Revenue Supported:
\$0

Total Issued:
\$0

What Cleburne ISD residents **CURRENTLY OWE**

BRB Local Government Debt Database Search Results

Texas Independent School District FY: 2024

Mty. Date: Indicates when this issue will be paid off.

Principal, Interest, Total Payment: Total amount outstanding at a point in time as indicated on the main Database Search page (based on a fiscal year end of 8/31). Results exclude Commercial Paper and Conduit Debt.

5 records found. Displaying records 1 through 5.

Click a column header to sort. Click an Issuer name to display Issuer details.

1							
Issuer	Issue Name	Pledge	Mty Date	Principal	Interest	Total Payment	Fiscal Year
Cleburne ISD	Unl Tax Ref Bonds Ser 2012	GO	08/15/2026	\$1,400,000	\$63,000	\$1,463,000	2024
Cleburne ISD	Unl Tax Ref Bonds Ser 2014	GO	08/15/2029	\$2,012,083	\$2,997,917	\$5,010,000	2024
Cleburne ISD	Unl Tax Ref Bonds Ser 2015	GO	08/15/2031	\$8,825,000	\$1,521,375	\$10,346,375	2024
Cleburne ISD	Unl Tax School Bldg Bonds Ser 2016	GO	08/15/2041	\$94,790,000	\$49,184,650	\$143,974,650	2024
Cleburne ISD	Unl Tax School Bldg Bonds Ser 2021	GO	08/15/2046	\$55,050,000	\$31,141,400	\$86,191,400	2024
	Subtotal:			\$162,077,083	\$84,908,342	\$246,985,425	
1							

Grand Totals:

Principal

\$162,077,083

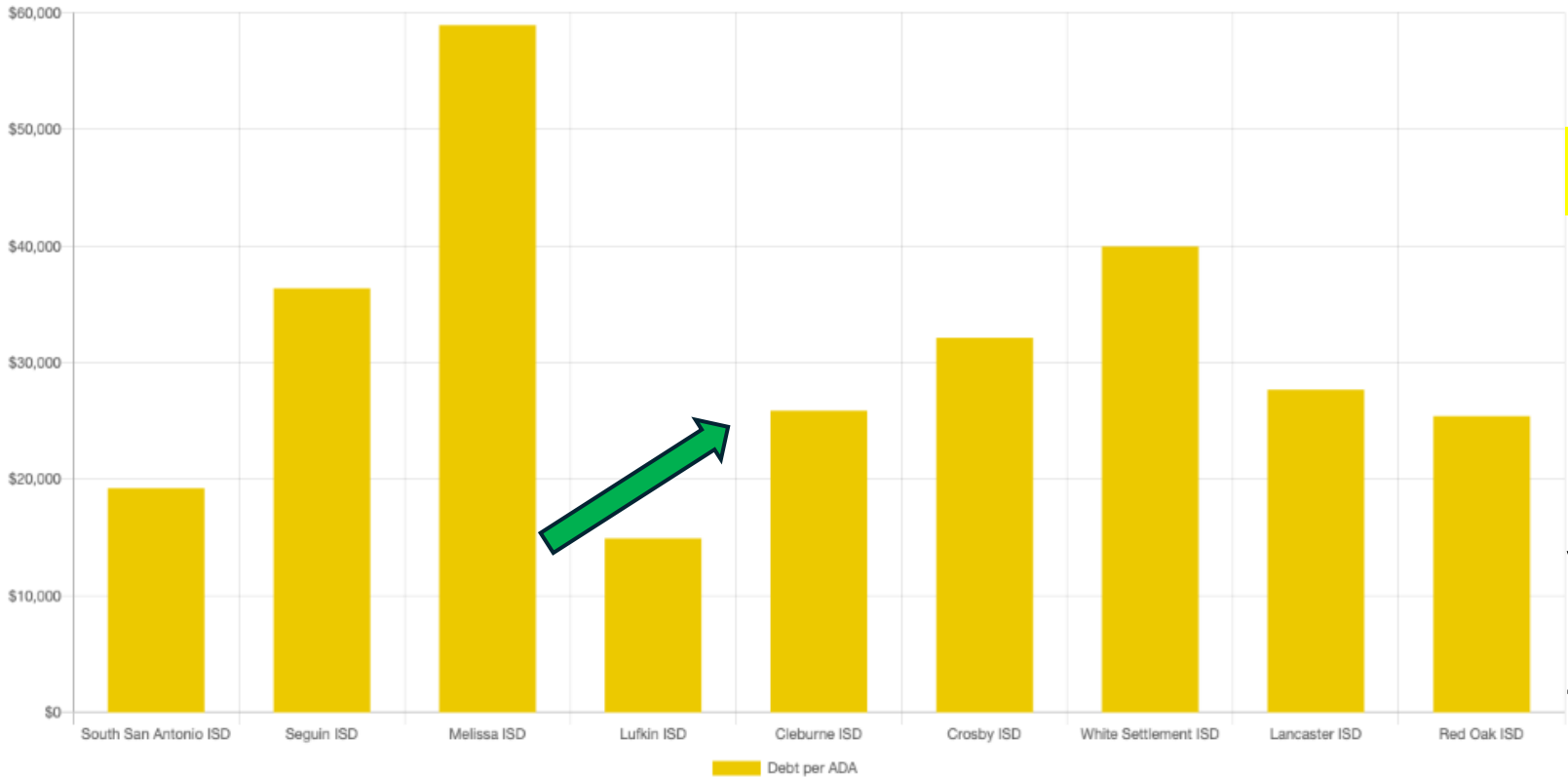
Interest

\$84,908,342

Total Payment

\$246,985,425

Tax-Supported Debt per ADA



The above chart shows the [tax-supported debt](#) per student enrollment based on [average daily attendance \(ADA\)](#) of the Texas local government debt issuer and compares this to the tax-supported debt of the eight public school districts with the most similar student enrollment. Data for this chart is represented as of the most recently published fiscal year.

Third Party Data Sources: Texas Education Agency, Average Daily Attendance

3rd WORST DEBT per ADA in Johnson County

Cleburne:

\$25,868

Keene ISD:

\$9,952

Grandview ISD:

\$10,648

Venus ISD:

\$13,212

Joshua ISD:

\$15,022

Rio Vista ISD:

\$21,847

Burleson ISD:

\$22,243

Alvarado ISD:

\$52,648

Godley ISD:

\$83, 570

Should you **APPROVE** or **NOT APPROVE MORE DEBT?**

Prop A

Principal: \$175,000,000.00

Interest: \$166,618,777.00

TOTAL: \$341,618,777.00

TOTAL NEW DEBT:

Prob B

Principal: \$52,400,000.00

Interest: \$49,890,422.00

TOTAL: \$102,290,422.00

Principal: \$232,000,000.00

Interest: \$217,021,233.00

TOTAL: \$449,021,233.00

Prop C

Principal: \$4,600,00.00

Interest: \$512,034.00

TOTAL: \$5,112,034.00

How Much **TOTAL DEBT** will **YOU OWE?**

CURRENT DEBT (BRB*):

Principal: \$162,077,083.00

Interest: \$84,908,342.00

NEW DEBT:

Principal: \$232,000,000.00

Interest: \$217,021,233.00

TOTAL = \$246,985,425.00

TOTAL: \$449,021,233.00

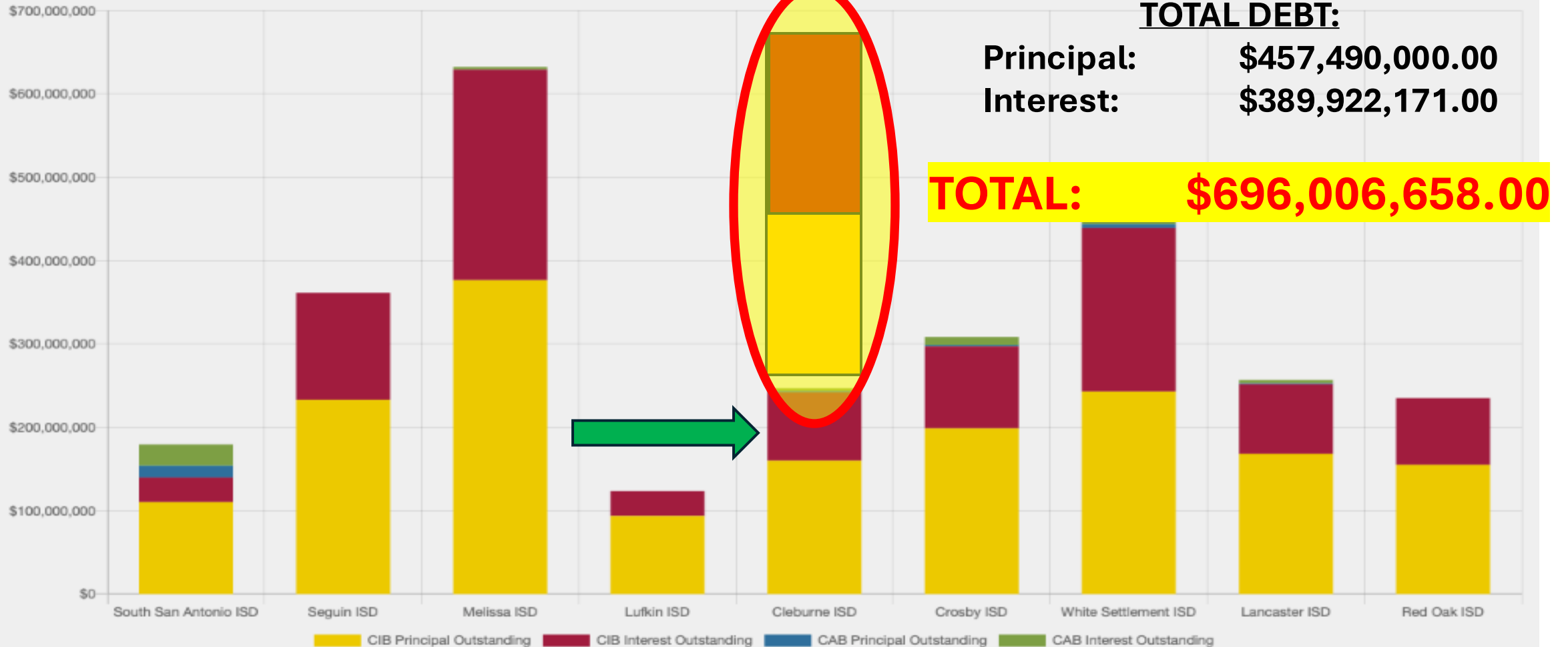
TOTAL DEBT:

Principal: \$457,490,000.00

Interest: \$389,922,171.00

TOTAL: \$696,006,658.00

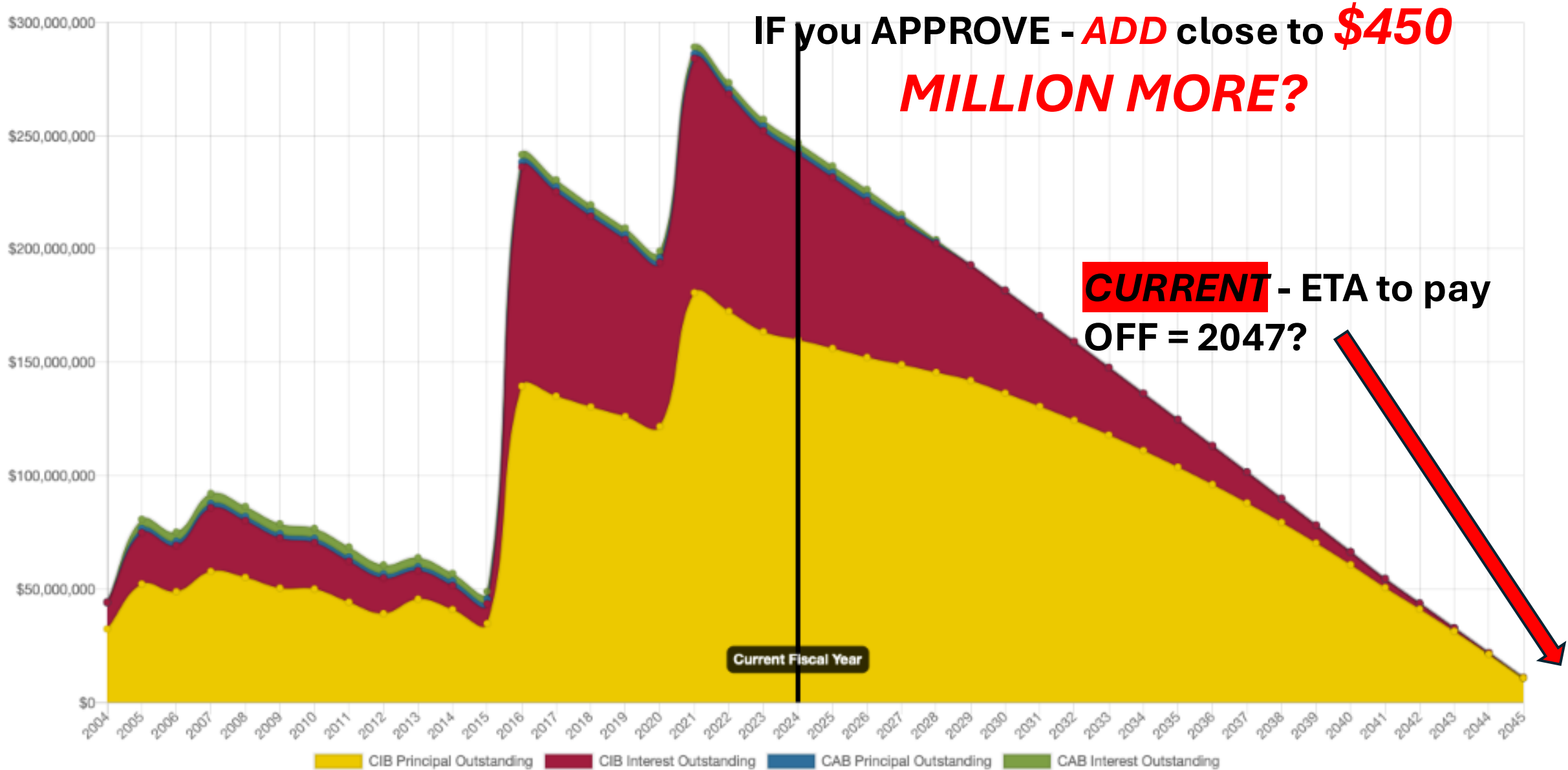
Total Debt Service Outstanding

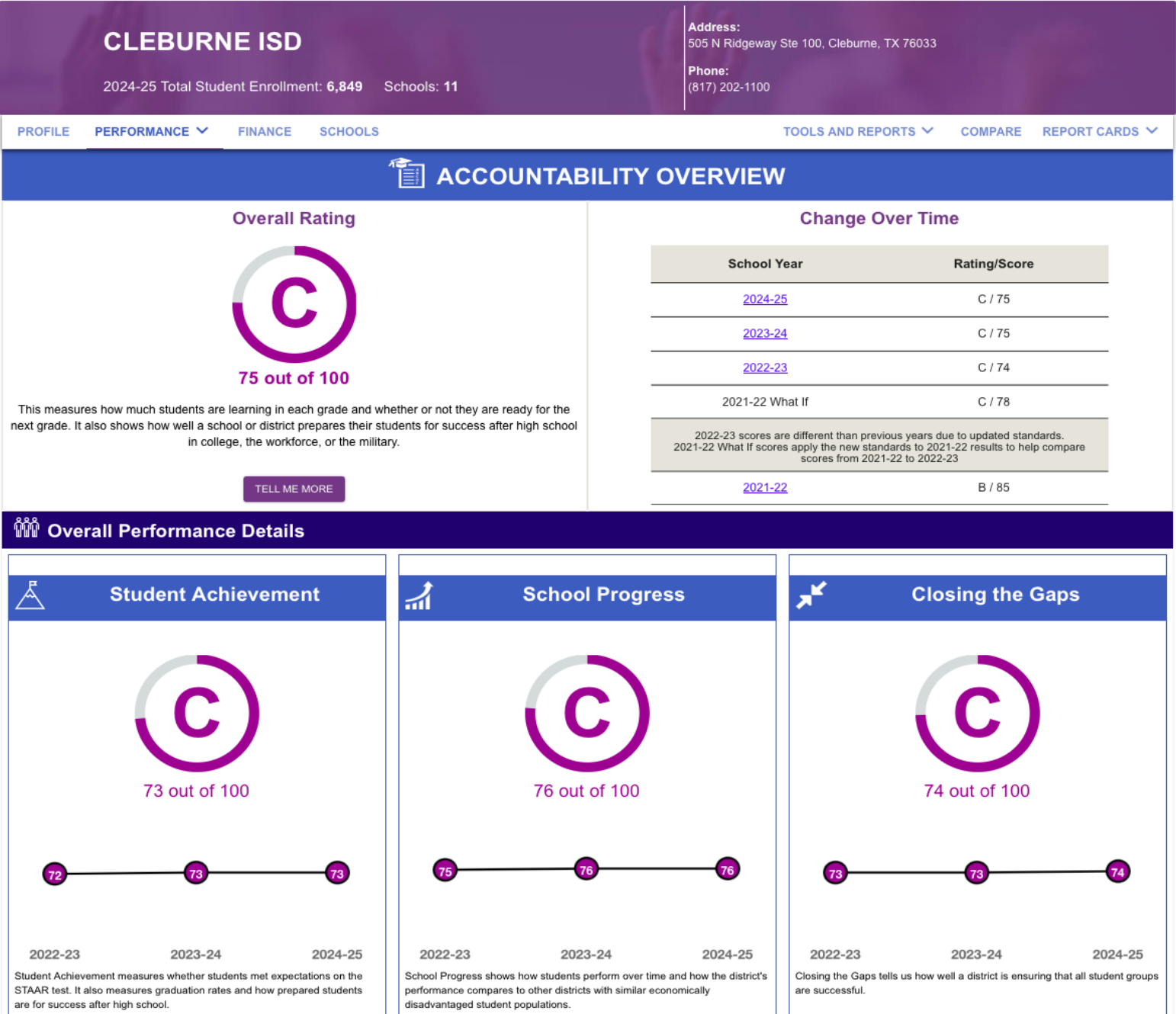


The chart above compares the total [debt service](#) owed by the Texas local government debt issuer alongside the eight public school districts with the most similar student enrollment and includes the [principal](#) and interest of [current interest bonds \(CIBs\)](#) outstanding compared to [capital appreciation bonds \(CABs\)](#) outstanding.

Third Party Data Sources: Texas Education Agency, Average Daily Attendance

Total Annual Debt Service Outstanding






MOST RECENT RELEASED

Accoutability:

2nd to LAST in Johnson County

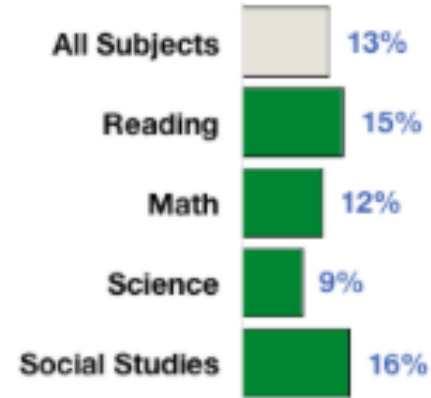
Cleburne ISD:	75% - C
Keene ISD	87% - B
Joshua ISD:	86% - B
Grandview ISD:	86% - B
Burleson ISD:	83% - B
Godley ISD:	77% - C
Rio Vista ISD:	76% - C
Alvarado ISD:	76% - C
Cleburne ISD:	75% - C
Venus ISD:	69% - D

Percentage of Students Meeting Grade Level or Above



Subject	This District		State
All Subjects	40%	-10	50%
Reading	46%	- 8	54%
Math	35%	-10	45%
Science	39%	- 8	47%
Social Studies	37%	-13	50%

Percentage of Students Mastering Grade Level

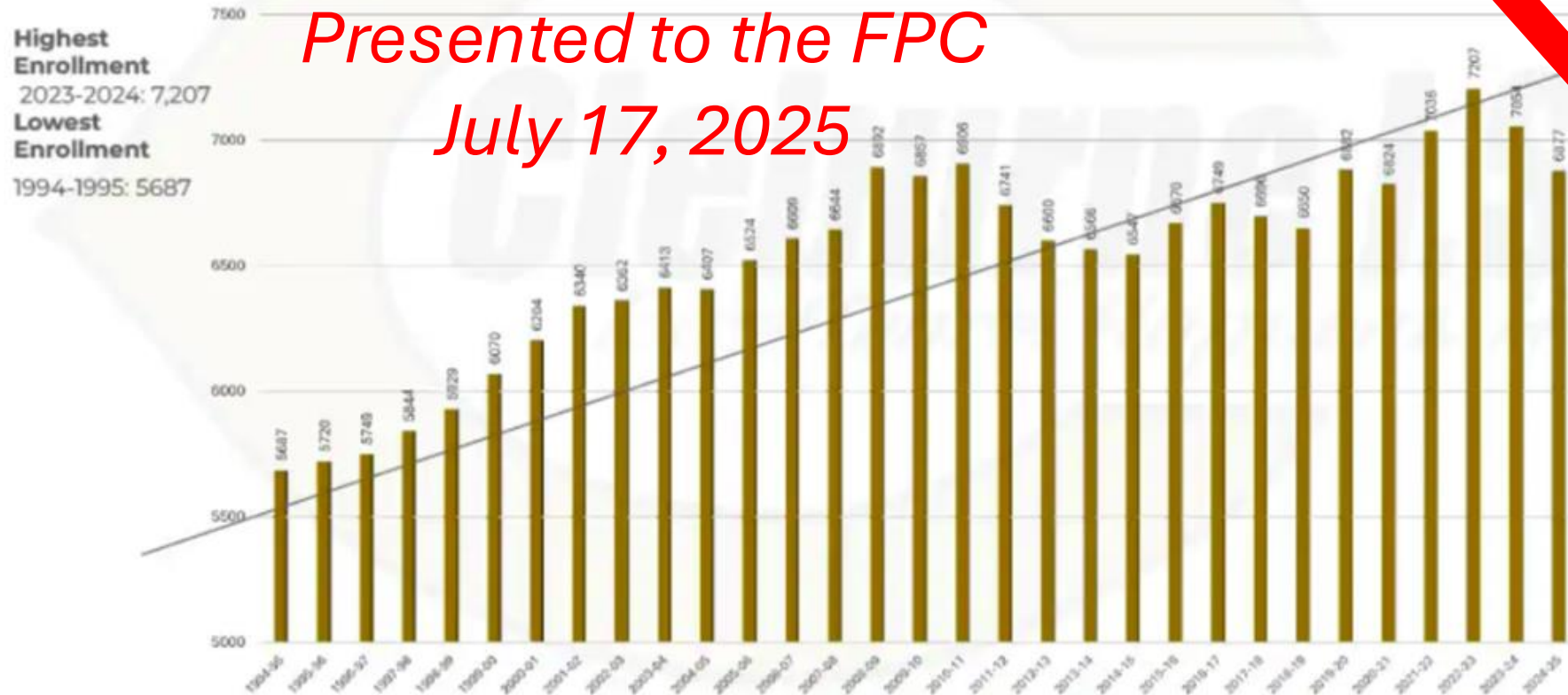


Subject	This District		State
All Subjects	13%	- 8	21%
Reading	15%	- 8	23%
Math	12%	- 8	20%
Science	9%	- 9	17%
Social Studies	16%	-11	27%

Is Cleburne ISD Growing or Shrinking?

TAX IMPACT ANALYSIS


Bond Capacity Scenario - Projected I&S Tax Rates



Is Cleburne ISD **Growing** or **Shrinking**?

TEA *Attendance Projections* Through 2027

YEAR	DISTRICT ID	DISTRICT NAME	ADA
2024	126903	CLEBURNE ISD	6,265.536
2025	126903	CLEBURNE ISD	6,086.833
2026	126903	CLEBURNE ISD	5,862.824
2027	126903	CLEBURNE ISD	5,631.179




Is Cleburne ISD *Billing YOU* to market this bond?

6. DISTRICT SUPERINTENDENT

Presenter: Dr. Coby Kirkpatrick

6.A. Consider and approve proposal with edVantage

Attachments: (1)

 2025 edVantage Proposal
7/22/2025 at 2:01 PM

Cleburne ISD edVantage proposal:

Agenda – July 28, 2025

- <https://meetings.boardbook.org/Public/Agenda/1684?meeting=700477>

Minutes – APPROVED 7-0 BEFORE Bond was called:

- <https://meetings.boardbook.org/Documents/CustomMinutesForMeeting/1684?meeting=700477>

Agenda - Recommended BOND:

- <https://meetings.boardbook.org/Public/Agenda/1684?meeting=702873>


Minutes – APPROVED – 7-0 AFTER edVantage APPROVED

- <https://meetings.boardbook.org/Documents/CustomMinutesForMeeting/1684?meeting=702873>

5. PRESENTATIONS

5.A. Facilities Advisory Committee (FAC) Presentation

Attachments: (1)

 Facility Advisory Committee board memo	8/8/2025 at 2:25 PM
--	---------------------

6. ACTION ITEMS

6.A. Board of Trustees



Presenter: Dr. Jason Tennison

6.A.1. Consideration and possible approval of an order calling a bond election on November 4, 2025

Presenter: Dr. Kristi Rhone

6.A.1.a. Order of Bond referendum

Attachments: (2)

 November 4, 2025 Bond Election board memo	8/7/2025 at 7:57 AM
 Cleburne ISD order - certificate	8/8/2025 at 1:46 PM

Is Cleburne ISD ***Billing YOU*** to market this bond?

PROPOSAL FOR MARKETING & COMMUNICATIONS SERVICES

Digital Advertising – Search Ads & Display/Programmatic and OTT/CTV Streaming Apps - 45 days average reach

- a. Develop a 45-day digital advertising plan for Search Ads & Display/Programmatic and OTT/CTV Streaming Apps with up to four (4) 15- to 30-second video ads and up to six (6) display ads;
- b. Provide the Voter Universe (Total Registered Voters / Target Voters / Children in HH / Senior Citizens / Geo-Targeting);
- c. Collaborate and develop ad content, video and graphics;
- d. Launch campaigns and ads (ads billed to edVANTAGE);
- e. Provide advertising dashboard, monitoring, testing, and weekly reporting & analysis.

Fee: \$85,000

Community Bond Steering Committee Facilitator

Provide external Facilitator to plan and manage all aspects of the community committee process. Includes building the Committee meeting plan, all meeting agendas, staff training, pre-and post-meeting debriefs, meeting prep, & collaborate on the development of all Committee meeting agendas for up to three (3) meetings.

Fee: \$24,000

TOTAL FEE: \$109,000

**\$109,000.00 to convince you to ADD over
\$400,000,000.00 of NEW DEBT!**

Questions for Cleburne ISD Residents:

- Has Cleburne ISD **EARNED** the communities' trust?
- Does Cleburne ISD **LISTEN** to their voters?
- Has Cleburne ISD **RESPONSIBLY MANAGED** tax-payer provided revenue?
- Has Cleburne ISD best **EDUCATED** and best **PREPARED** it's Graduates?

Resources:

Tax Rates:

- <https://johnsoncad.com/tax-rates/>

General School Bond Debt:

- <https://data.brb.texas.gov/local/isd/>

Individual ISD Bond Debt:

- https://debtsearch.brb.texas.gov/local_debt_search.aspx

ISD Spending Breakdown:

- <https://opentexasschools.com/districts>

ISD Accountability:

- <https://txschools.gov/?lng=en>