

# Godley ISD

# Questions for Godley ISD Residents:

- Has Godley ISD ***EARNED*** the communities' trust?
- Does Godley ISD ***LISTEN*** to their voters?
- Has Godley ISD ***RESPONSIBLY MANAGED*** tax-payer provided revenue?
- Has Godley ISD best ***EDUCATED*** and best ***PREPARED*** its Graduates?

# Resources:

## **Tax Rates:**

- <https://johnsoncad.com/tax-rates/>
- 

## **General School Bond Debt:**

- <https://data.brb.texas.gov/local/isd/>

## **Individual ISD Bond Debt:**

- [https://debtsearch.brb.texas.gov/local\\_debt\\_search.aspx](https://debtsearch.brb.texas.gov/local_debt_search.aspx)

## **ISD Spending Breakdown:**

- <https://opentexasschools.com/districts>

## **ISD Accountability:**

- <https://txschools.gov/?lng=en>

## **Bond Order:**

- <https://resources.finalsite.net/images/v1757426575/godleyisdnet/n1355esot6av00t1koxs/GodleyISDNovemberBondElection--NoticeofElectionEnglishSpanishVietnamesev2.pdf>

# If Approved = **\$641,678,688.75** TOTAL DEBT!

The following table sets forth the estimated principal amount of, and interest due to maturity on, the bonds to be issued if Proposition A passes, and all outstanding obligations of the District secured by and payable from ad valorem taxes.

## Asking For

## Current DEBT

Principal Amount of Bonds to be authorized	Estimated interest for Bonds to be authorized <sup>(1)</sup>	Estimated Combined principal and interest required to pay on time and in full the Bonds to be authorized <sup>(1)</sup>	Principal of District's Existing Outstanding Debt (as of 8/14/25)	Remaining interest on District's Existing Outstanding Debt (as of 8/14/25)	Combined Principal and Interest to timely pay District's Outstanding Debt (as of 8/14/25)
\$119,957,000	\$130,603,595	\$250,560,595	\$222,810,000	\$168,308,093.75	\$391,118,093.75

- <sup>(1)</sup> The interest on the proposed bonds was estimated at a rate of 4.85% based on market conditions as of August 14, 2025, and therefore, the interest payable on the proposed bonds may be less than, or more than, the amounts set forth above based on market conditions at the time of sale of the proposed bonds.

# Johnson County ISD Historical Total Tax Rates

## **HIGHEST TOTAL TAX RATE** in Johnson County

School Districts	Codes	2024	2023	2022	2021	2020	2019	2018
Alvarado ISD	ALS	1.166900	1.169200	1.354600	1.372000	1.466400	1.470000	1.461000
Burleson ISD	BUS	1.255200	1.257500	1.442900	1.494600	1.538300	1.568350	1.670000
Cleburne ISD	CLS	1.211900	1.211900	1.397300	1.448600	1.514700	1.528300	1.630000
Crowley ISD	CRS	1.255200	1.257500	1.442900	1.484100	1.539800	1.568400	1.670000
Godley ISD	GOS	1.286900	1.289200	1.474600	1.492000	1.466400	1.470000	1.540000
Granbury ISD	GBY	0.931900	0.934200	0.999600	1.088800	1.111400	1.125000	1.195000
Grandview ISD	GVS	0.996600	0.998900	1.105900	1.178100	1.133100	1.196100	1.266100
Joshua ISD	JOS	1.257500	1.087200	1.272600	1.290000	1.396000	1.440000	1.520000
Keene ISD	KES	1.046400	1.048900	1.165470	1.231270	1.285800	1.299400	1.401100
Mansfield ISD	MAS	1.146900	1.149200	1.334600	1.418300	1.446400	1.460000	1.540000
Rio Vista ISD	RIS	1.180990	1.183300	1.322990	1.322990	1.397390	1.498350	1.600000
Venus ISD	VES	1.178400	1.180700	1.366100	1.383500	1.421300	1.491500	1.589500

Godley ISD has taxed YOU at the **HIGHEST** rate since **2016!**

## Truth In Taxation Summary

### Johnson County Tax Office

Texas Property Tax Code Section 26.16

Taxing Entity	Adopted Tax Rate	Maintenance & Operations Rate	Debt Rate	No-New-Revenue Tax Rate	No-New-Revenue Maintenance and Operations Rate	Voter-Approval Tax Rate
GODLEY ISD						
Tax Year 2023	1.289200	0.789200	0.500000	1.374780	0.736530	1.289200
Tax Year 2022	1.474600	0.974600	0.500000	1.281110	N/A	1.474600
Tax Year 2021	1.492000	0.992000	0.500000	1.383960	N/A	1.372000
Tax Year 2020	1.466400	0.966400	0.500000	1.550400	N/A	1.466400
Tax Year 2019	1.470000	0.970000	0.500000	1.448440	N/A	1.470000
Tax Year 2018	1.540000	1.040000	0.500000	1.397050	N/A	1.540000
Tax Year 2017	1.540000	1.040000	0.500000	1.564620	N/A	1.540000
Tax Year 2016	1.540000	1.040000	0.500000	1.562180	N/A	1.540000

# Godley ISD Debt Outstanding (BRB)

## Godley ISD

### Debt Outstanding

- Fiscal Year 2024 -

Tax Supported:

**\$225,490,000**

Revenue Supported:

**\$0**

Total Outstanding:

**\$225,490,000**

### Debt Issued

- Fiscal Year 2024 -

Tax Supported:

**\$0**

Revenue Supported:

**\$0**

Total Issued:

**\$0**

# JoCo ISD Debt Outstanding (BRB)

## Grandview ISD

### Debt Outstanding

- Fiscal Year 2024 -

Tax Supported:

\$14,120,000

Revenue Supported:

\$0

Total Outstanding:

\$14,120,000

### Debt Issued

- Fiscal Year 2024 -

Tax Supported:

\$0

Revenue Supported:

\$0

Total Issued:

\$0

## Rio Vista ISD

### Debt Outstanding

- Fiscal Year 2024 -

Tax Supported:

\$19,461,000

Revenue Supported:

\$0

Total Outstanding:

\$19,461,000

### Debt Issued

- Fiscal Year 2024 -

Tax Supported:

\$0

Revenue Supported:

\$0

Total Issued:

\$0

## Venus ISD

### Debt Outstanding

- Fiscal Year 2024 -

Tax Supported:

\$27,931,974

Revenue Supported:

\$0

Total Outstanding:

\$27,931,974

### Debt Issued

- Fiscal Year 2024 -

Tax Supported:

\$0

Revenue Supported:

\$0

Total Issued:

\$0

## Keene ISD

### Debt Outstanding

- Fiscal Year 2024 -

Tax Supported:

\$9,774,000

Revenue Supported:

\$0

Total Outstanding:

\$9,774,000

### Debt Issued

- Fiscal Year 2024 -

Tax Supported:

\$0

Revenue Supported:

\$0

Total Issued:

\$0



# JoCo ISD Debt Outstanding (BRB)

## Cleburne ISD

### Debt Outstanding

- Fiscal Year 2024 -

Tax Supported:  
\$162,077,083

Revenue Supported:  
\$0

Total Outstanding:  
\$162,077,083

### Debt Issued

- Fiscal Year 2024 -

Tax Supported:  
\$0

Revenue Supported:  
\$0

Total Issued:  
\$0

## Alvarado ISD

### Debt Outstanding

- Fiscal Year 2024 -

Tax Supported:  
\$181,965,000

Revenue Supported:  
\$0

Total Outstanding:  
\$181,965,000

### Debt Issued

- Fiscal Year 2024 -

Tax Supported:  
\$0

Revenue Supported:  
\$0

Total Issued:  
\$0

## Joshua ISD

### Debt Outstanding

- Fiscal Year 2024 -

Tax Supported:  
\$83,785,000

Revenue Supported:  
\$0

Total Outstanding:  
\$83,785,000

### Debt Issued

- Fiscal Year 2024 -

Tax Supported:  
\$0

Revenue Supported:  
\$0

Total Issued:  
\$0

## Burleson ISD

### Debt Outstanding

- Fiscal Year 2024 -

Tax Supported:  
\$260,735,000

Revenue Supported:  
\$0

Total Outstanding:  
\$260,735,000

### Debt Issued

- Fiscal Year 2024 -

Tax Supported:  
\$0

Revenue Supported:  
\$0

Total Issued:  
\$0

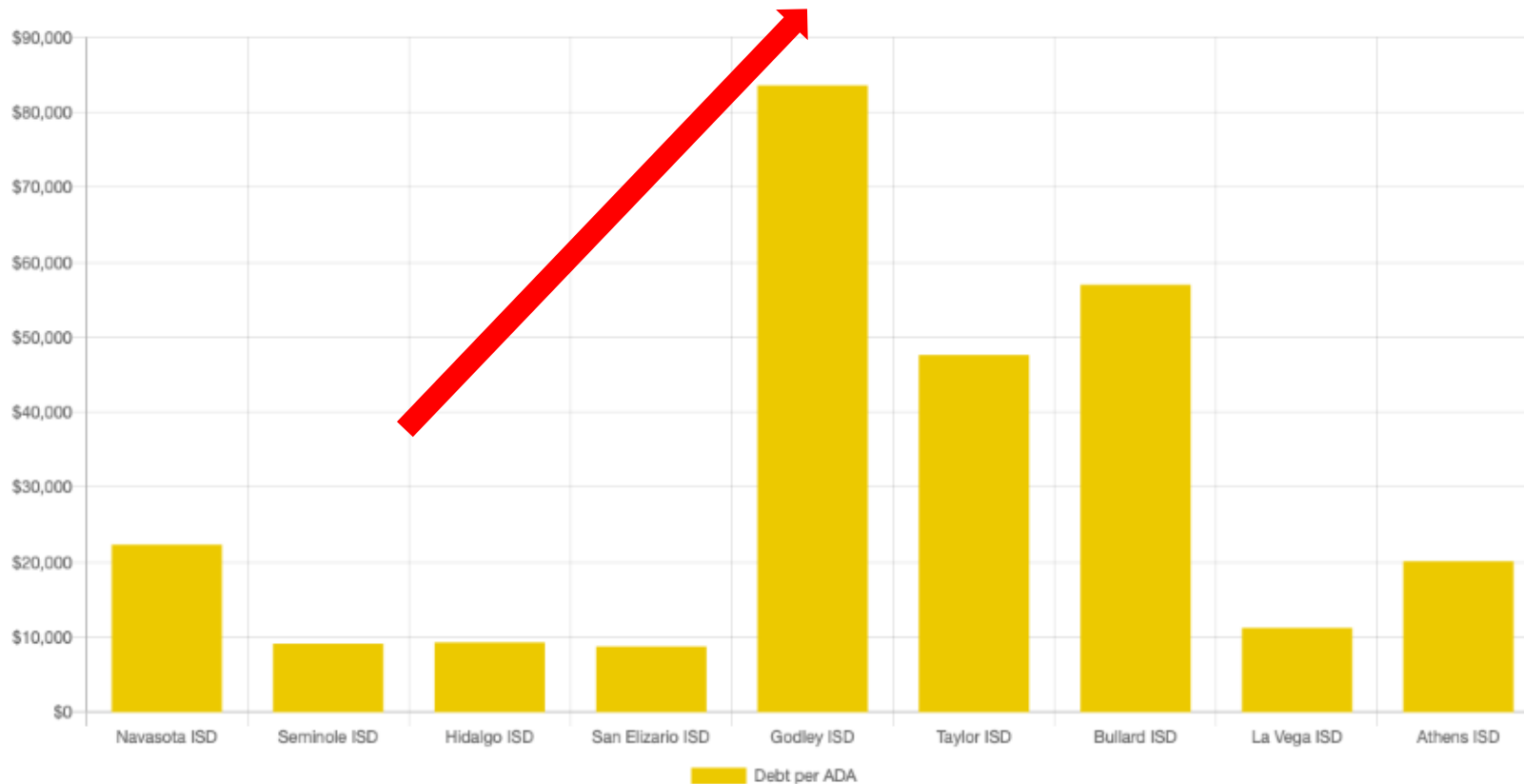
# What Godley ISD Residents **CURRENTLY OWE**

## BRB Local Government Debt Database Search Results

Texas Independent School District FY: 2024

Issuer	Issue Name	Pledge	Mty Date	Principal	Interest	Total Payment	Fiscal Year
<u>Godley ISD</u>	Uni Tax Ref Bonds Ser 2015	GO	08/15/2033	\$18,085,000	\$4,459,875	\$22,544,875	2024
<u>Godley ISD</u>	Uni Tax Ref Bonds Ser 2015A	GO	08/15/2030	\$1,245,000	\$165,025	\$1,410,025	2024
<u>Godley ISD</u>	Uni Tax School Bldg Bonds Ser 2016	GO	08/15/2043	\$32,180,000	\$18,454,738	\$50,634,738	2024
<u>Godley ISD</u>	Uni Tax School Bldg Bonds Ser 2019	GO	08/15/2047	\$13,225,000	\$11,134,900	\$24,359,900	2024
<u>Godley ISD</u>	Uni Tax School Bldg Bonds Ser 2021	GO	08/15/2051	\$93,680,000	\$56,848,500	\$150,528,500	2024
<u>Godley ISD</u>	Uni Tax School Bldg Bonds Ser 2022	GO	08/15/2054	\$48,590,000	\$55,185,525	\$103,775,525	2024
<u>Godley ISD</u>	Uni Tax School Bldg Bonds Ser 2023	GO	08/15/2055	\$18,485,000	\$26,652,375	\$45,137,375	2024
	Subtotal:			\$225,490,000	\$172,900,938	\$398,390,938	

## Tax-Supported Debt per ADA



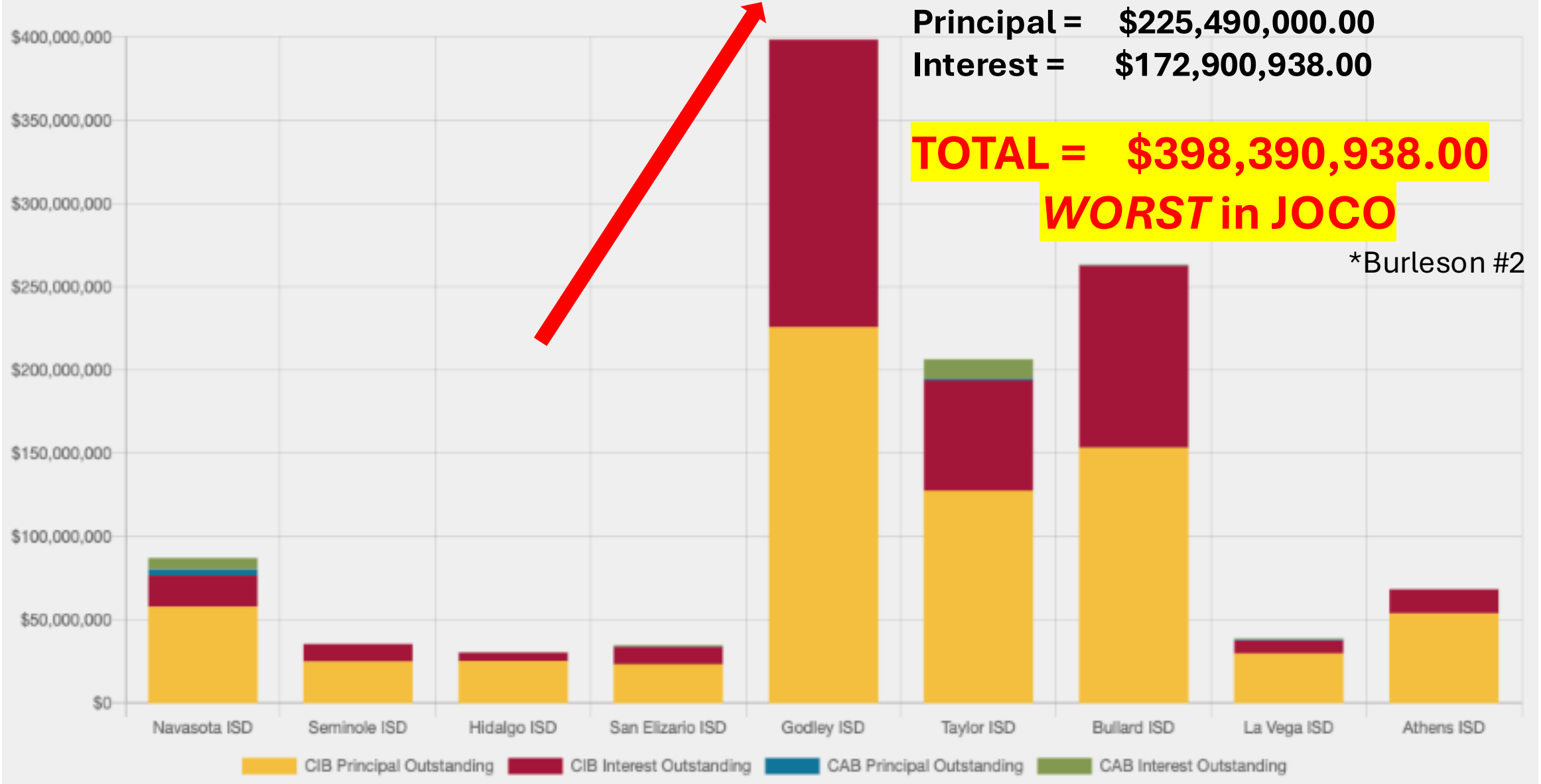
**WORST DEBT per ADA**  
**in Johnson County**  
**BY FAR!**

**Godley:**

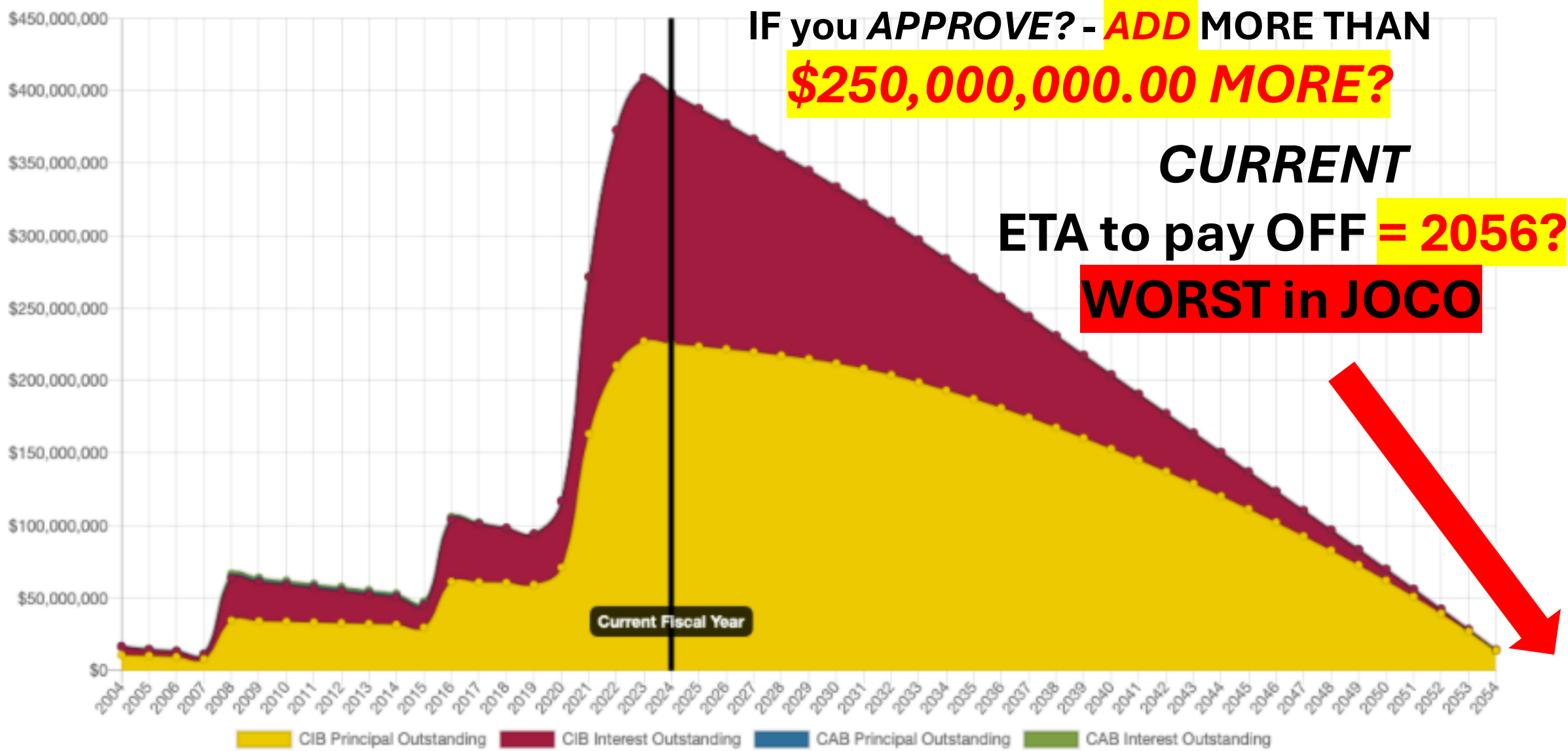
**\$83,570**

Keene ISD:	\$9,952
Grandview ISD:	\$10,648
Venus ISD:	\$13,212
Joshua ISD:	\$15,022
Rio Vista ISD:	\$21,847
Burleson ISD:	\$22,243
Cleburne ISD:	\$25,868
Alvarado ISD:	\$52,648

# Total Debt Service Outstanding



# Total Annual Debt Service Outstanding



IF you APPROVE? - **ADD** MORE THAN  
**\$250,000,000.00 MORE?**

**CURRENT**  
ETA to pay OFF = **2056?**  
**WORST in JOCO**

# MAX Tax Rate and Close to 30% INCREASE in M&O

## NOTICE OF PUBLIC MEETING TO DISCUSS BUDGET AND PROPOSED TAX RATE

The Godley ISD will hold a public meeting at 6:00 PM, **September 15, 2025** in Godley HS, 9501 Hwy 171, Godley, TX 76044. The purpose of this meeting is to discuss the school district's budget that will determine the tax rate that will be adopted. Public participation in the discussion is invited.

The tax rate that is ultimately adopted at this meeting or at a separate meeting at a later date may not exceed the proposed rate shown below unless the district publishes a revised notice containing the same information and comparisons set out below and holds another public meeting to discuss the revised notice.

Maintenance Tax	\$0.78500/\$100 (proposed rate for maintenance and operations)
School Debt Service Tax	\$0.50000/\$100 (proposed rate to pay bonded indebtedness)
Approved by Local Voters	

### Comparison of Proposed Budget with Last Year's Budget

The applicable percentage increase or decrease (or difference) in the amount budgeted in the preceding fiscal year and the amount budgeted for the fiscal year that begins during the current tax year is indicated for each of the following expenditure categories.

Maintenance and operations	28.20 % increase
Debt Service	-0.13 % decrease
Total Expenditures	20.99 % increase



### Total Appraised Value and Total Taxable Value (as calculated under Section 26.04, Tax Code)

	Preceding Tax Year	Current Tax Year
Total appraised value* of all property	\$2,321,431,927	\$2,574,798,767
Total appraised value* of new property**	\$138,175,409	\$179,830,760
Total taxable value*** of all property	\$1,890,975,830	\$1,943,308,476
Total taxable value*** of new property**	\$138,096,805	\$179,815,210

\*Appraised value is the amount shown on the appraisal roll and defined by Section 1.04(8), Tax Code.

\*\* "New property" is defined by Section 26.012(17), Tax Code.

\*\*\* "Taxable value" is defined by Section 1.04(10), Tax Code.

### Bonded Indebtedness

Total amount of outstanding and unpaid bonded indebtedness\* \$223,715,000

\*Outstanding principal.

Notice of Voter-Approval Rate: The highest tax rate the district can adopt before requiring voter approval at an election is \$1.28500. This election will be automatically held if the district adopts a rate in excess of the voter-approval rate of \$1.28500.

Approved the HIGHEST Tax  
Rate they LEGALLY could!

\$54 Million Budget -> **\$10.5 Million = DEBT**

## 2025-2026 Amended Budget

	Object Code	General Fund %	General Fund	Food Service	Debt Service Funds	Total All Funds	Total All Funds	Changes in Budget
<b>Estimated Revenues:</b>								
Local Taxes	5710	36%	\$ 15,033,948	\$ -	\$ 9,823,907	\$ 24,857,855	45.95%	
Other Local Revenue	5700	1%	\$ 590,600	\$ 566,000	\$ 200,000	\$ 1,356,600	2.51%	
State Revenue	5800	62%	\$ 25,746,679	\$ 28,000	\$ 750,000	\$ 26,524,679	49.04%	\$2,095,342
Federal Revenue	5900	1%	\$ 317,297	\$ 1,036,000	\$ -	\$ 1,353,297	2.50%	
<b>Total Estimated Revenue</b>		<b>100.00%</b>	<b>\$ 41,688,524</b>	<b>\$ 1,630,000</b>	<b>\$ 10,773,907</b>	<b>\$ 54,092,431</b>	<b>100%</b>	
<b>Estimated Expenditures:</b>								
6100 Payroll Costs	6100	78.04%	\$ 32,532,657	\$ 882,491	\$ -	\$ 33,415,148	61.71%	
6200 Contracted Services	6200	6.47%	\$ 2,697,633	\$ 12,300	\$ -	\$ 2,709,933	5.00%	
6300 Supplies & Materials	6300	4.66%	\$ 1,944,542	\$ 1,005,474	\$ -	\$ 2,950,016	5.45%	
6400 Other Operating Costs	6400	10.41%	\$ 4,338,692	\$ 6,250	\$ -	\$ 4,344,942	8.02%	
6500 Debt Service	6500	0.42%	\$ 175,000	\$ -	\$ 10,541,088	\$ 10,716,088	19.79%	
6600 Capital Outlay	6600	0.00%	\$ -	\$ 10,000	\$ -	\$ 10,000	0.02%	
<b>Total Estimated Expenditures</b>		<b>100.00%</b>	<b>\$ 41,688,524</b>	<b>\$ 1,916,515</b>	<b>\$ 10,541,088</b>	<b>\$ 54,146,127</b>	<b>100%</b>	

## Godley ISD

TEA's  
District  
Grade

C 77

Enrollment  
3,195

Per-Pupil Spending  
\$34,246.88

Total District Spending  
\$102,809,119.00

District Debt  
\$398,390,938.00

Per-Pupil Debt  
\$126,634.00

Average Teacher Salary  
\$63,908.00

Average Principal Salary  
\$97,417.00

Superintendent Salary  
\$253,448.00

Not On Grade Level Reading  
46%

Not On Grade Level Math  
61%

Not On Grade Level Social Studies  
60%

Not On Grade Level Science  
54%

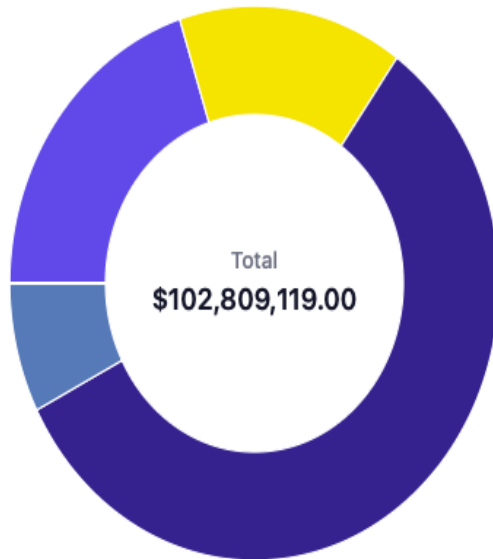
# Godley ISD

*Facilities over  
Teachers*

**@ 57.6%**

### District spending breakdown

Godley ISD



Teacher compensation  
20.1% • \$20,626,573.00

Non-teacher compensation  
14.8% • \$15,248,162.00

Capital outlay & debt service  
57.6% • \$59,170,393.00

Other operating expenses  
7.6% • \$7,763,991.00

Recapture  
0.0% • \$0.00

Venus ISD:	6.8%
Joshua ISD:	8.3%
Grandview ISD:	9.3%
Keene ISD:	9.5%
Cleburne ISD:	18.9%
Burleson ISD:	19.1%
Rio Vista ISD:	37.5%
Alvarado ISD:	48.2%



## Godley ISD

TEA's  
District  
Grade

C 77

Enrollment  
3,195

Per-Pupil Spending  
\$34,246.88

Total District Spending  
\$102,809,119.00

District Debt  
\$398,390,938.00

Per-Pupil Debt  
\$126,634.00

Average Teacher Salary  
\$63,908.00

Average Principal Salary  
\$97,417.00

Superintendent Salary  
\$253,448.00

Not On Grade Level Reading  
46%

Not On Grade Level Math  
61%

Not On Grade Level Social Studies  
60%

Not On Grade Level Science  
54%

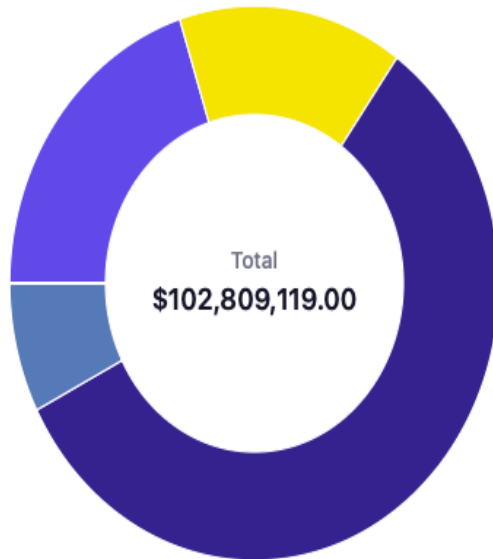
# Godley ISD =

## LOWEST Teacher Pay

### @ 20.1%

### District spending breakdown

Godley ISD



Teacher compensation  
20.1% • \$20,626,573.00

Non-teacher compensation  
14.8% • \$15,248,162.00

Capital outlay & debt service  
57.6% • \$59,170,393.00

Other operating expenses  
7.6% • \$7,763,991.00

Recapture  
0.0% • \$0.00

Grandview ISD: 46.7%

Joshua ISD: 45.9%

Keene ISD: 45.3%


Cleburne ISD: 42.4%

Venus ISD: 41.3%

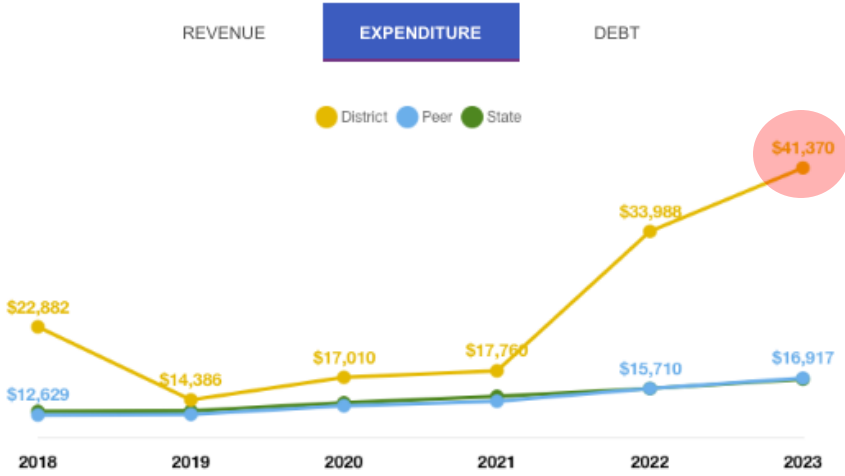
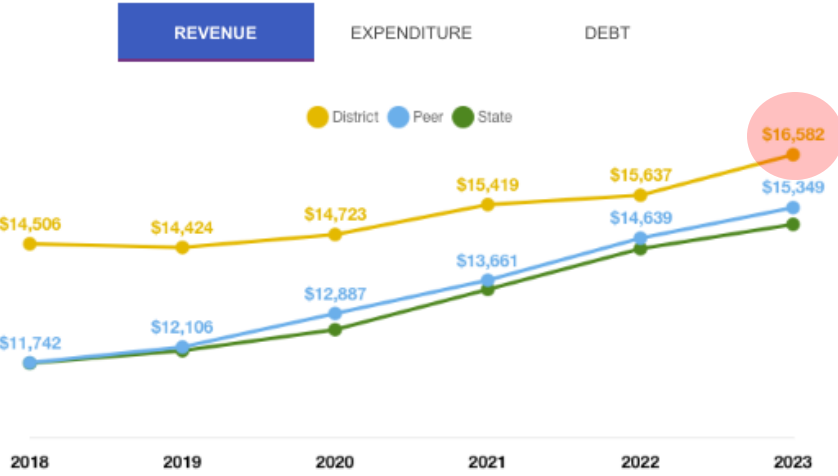
Burleson ISD: 39.7%

Alvarado ISD: 26.3%

Rio Vista ISD: 25.2%



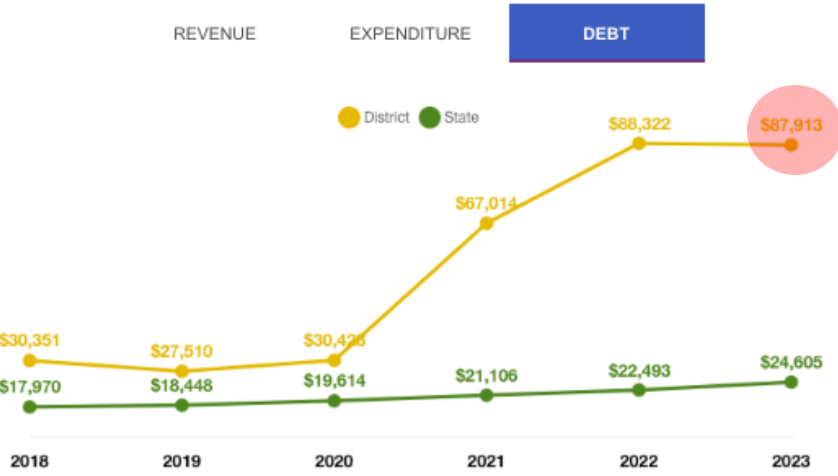
# Godley ISD *RECEIVES*, More, *SPENDS* more, and is in *DEBT* more than almost **EVERYONE!**



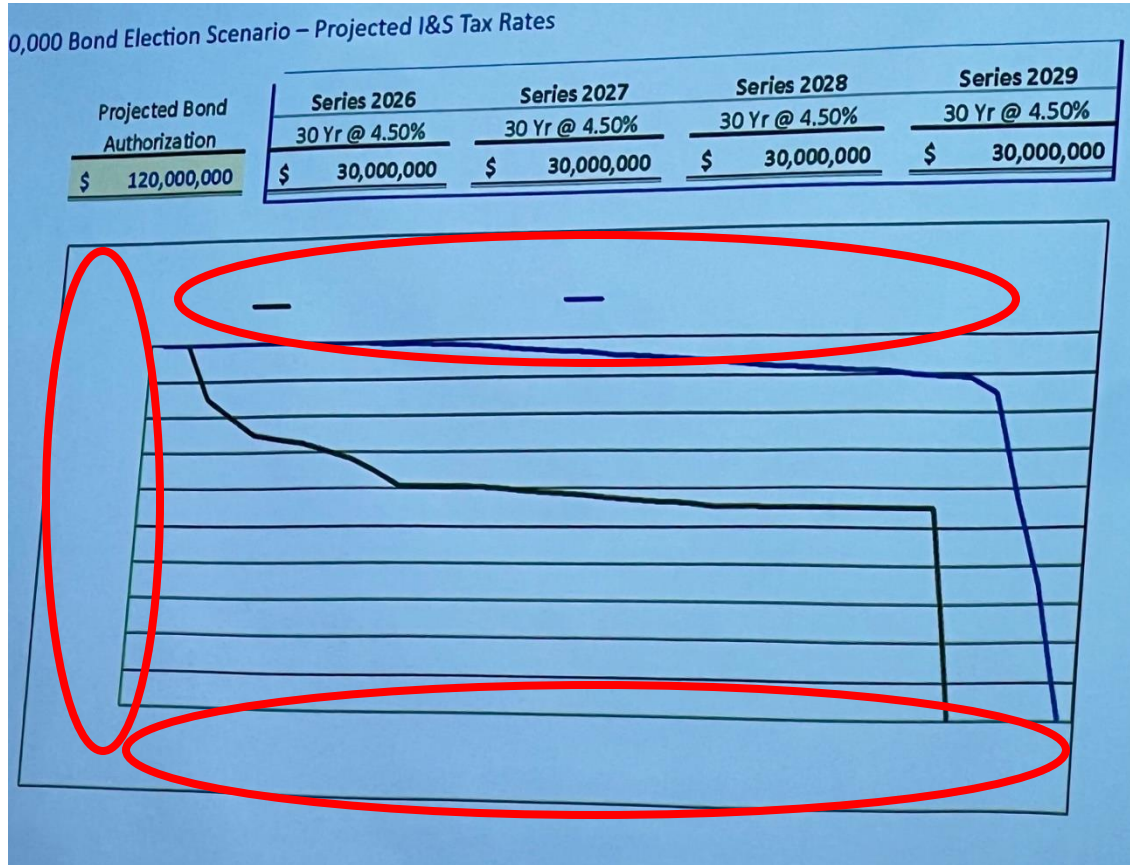
*RECEIVES* **\$1,622** *MORE* than State Average

*SPENDS* **\$24,578** *MORE* than State Average

**\$63,308** *MORE DEBT* per student than State Average

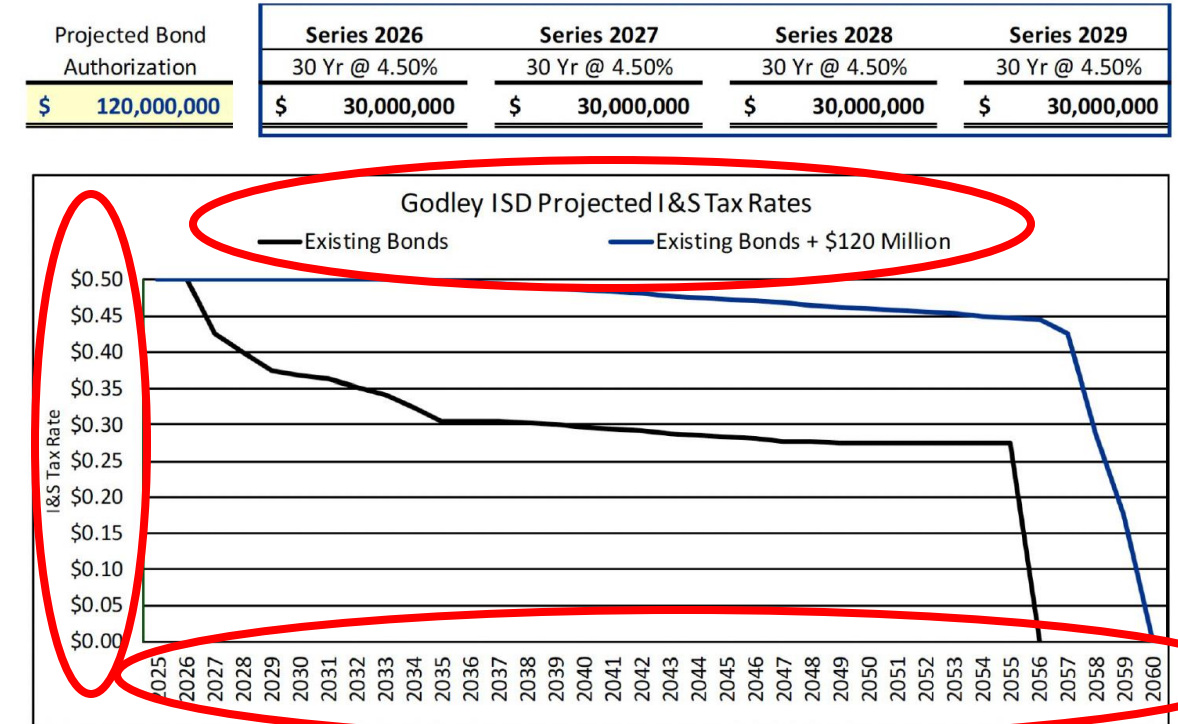


# Godley ISD engages in a ***“Tax Rate” verbiage Game*** ***What happens*** to YOUR Tax Rate if the ***Bond FAILS?***

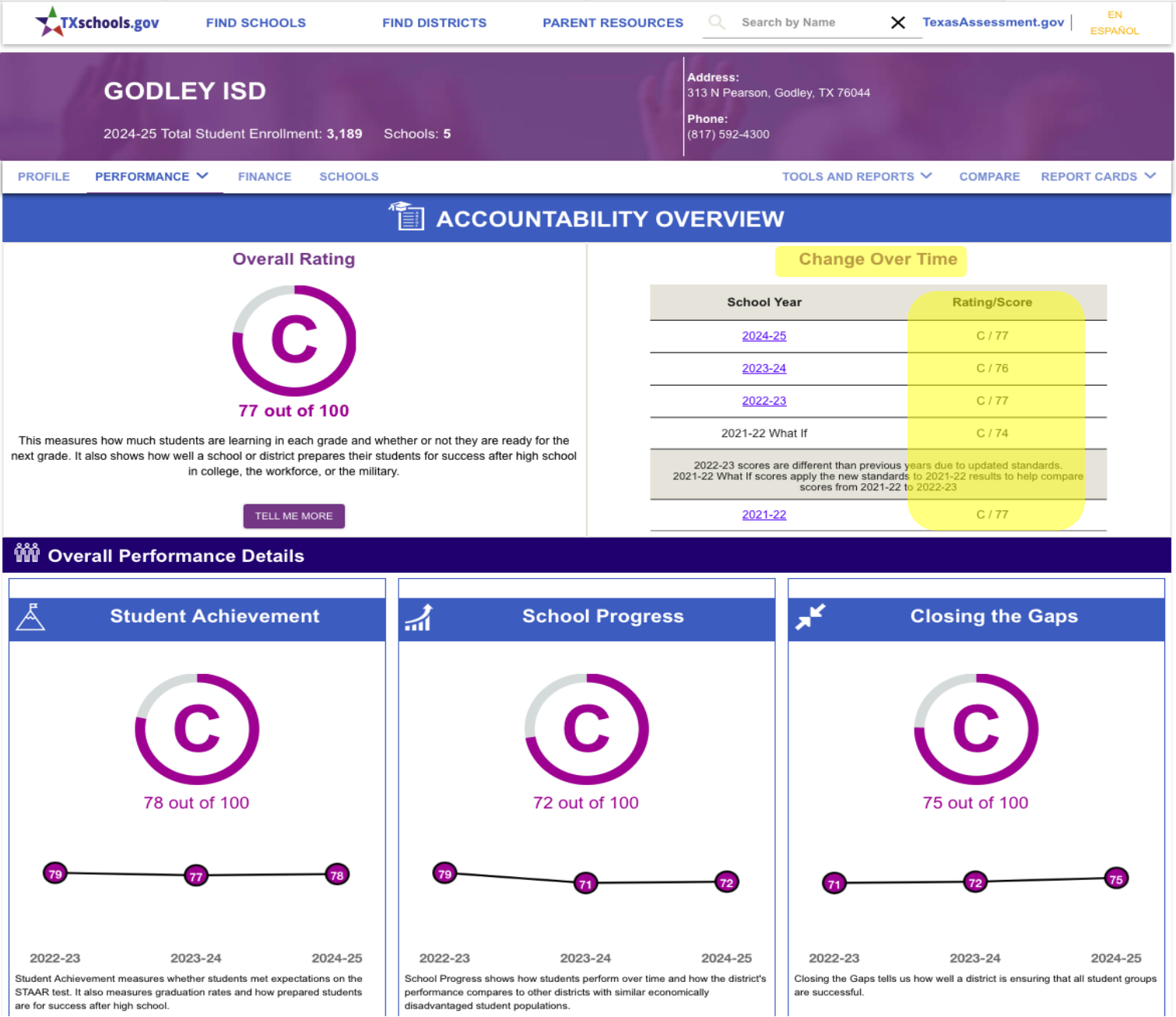


Presented to LRFPC  
 Participants

\$120,000,000 Bond Election Scenario – Projected I&S Tax Rates




REAL Document /  
 DATA Added Later



**MOST RECENT RELEASED**  
**Accoutability:**


Keene ISD	87% - B
Joshua ISD:	86% - B
Grandview ISD:	86% - B
Burleson ISD:	83% - B
<b>Godley ISD:</b>	<b>77% - C</b>
Rio Vista ISD:	76% - C
Alvarado ISD:	76% - C
Cleburne ISD:	75% - C
Venus ISD:	69% - D

## Percentage of Students Meeting Grade Level or Above



Subject	This District		State
All Subjects	47%	- 3	50%
Reading	53%	- 1	54%
Math	41%	- 4	45%
Science	50%	+ 3	47%
Social Studies	38%	-12	50%

## Percentage of Students Mastering Grade Level



Subject	This District		State
All Subjects	16%	- 5	21%
Reading	19%	- 4	23%
Math	14%	- 6	20%
Science	14%	- 3	17%
Social Studies	15%	-12	27%

## LEGACY ELEM

District: **Godley ISD** Grades Served: **Kindergarten**

PROFILE

PERFORMANCE ▼

FINANCE

### Overall Rating



76 out of 100

This measures how much students are learning in each grade and whether or not they are ready for the next grade. It also shows how well a school or district prepares their students for success after high school in college, the workforce, or the military.

TELL ME MORE

Additional Details

## RB GODLEY ELEM

District: **Godley ISD** Grades Served: **Early Educa**

PROFILE

PERFORMANCE ▼

FINANCE

### Overall Rating



74 out of 100

This measures how much students are learning in each grade and whether or not they are ready for the next grade. It also shows how well a school or district prepares their students for success after high school in college, the workforce, or the military.

TELL ME MORE

Additional Details

## PLEASANT VIEW ELEM

District: **Godley ISD** Grades Served: **Early Educat**

PROFILE

PERFORMANCE ▼

FINANCE

### Overall Rating



74 out of 100

This measures how much students are learning in each grade and whether or not they are ready for the next grade. It also shows how well a school or district prepares their students for success after high school in college, the workforce, or the military.

TELL ME MORE

Additional Details

# Yes! This **IS** a Property Tax **INCREASE!**

The following information is prepared to comply with Tex. H.B. 477 86<sup>th</sup> Leg., R.S. (2019). The information is not a part of the proposition to be voted on and does not create a contract with the voters.

Ballot Information: At the Election, the following language will appear on the ballot:

## Godley Independent School District Special Election Proposition A

For	_____	) <b>THIS IS A PROPERTY TAX INCREASE</b> ; the issuance of \$119,957,000 of
	_____	) bonds by the Godley Independent School District for the construction,
Against	_____	) improvement, expansion, renovation and equipment of school facilities and
	_____	) safety and security enhancements in the District and the purchase of school
	_____	) buses, and the <b>levy of taxes sufficient to pay the principal of and interest on</b>
		) <b>the bonds.</b>

The following table sets forth the estimated principal amount of, and interest due to maturity on, the bonds to be issued if Proposition A passes, and all outstanding obligations of the District secured by and payable from ad valorem taxes.

# If Approved = **\$641,678,688.75** TOTAL DEBT!

The following table sets forth the estimated principal amount of, and interest due to maturity on, the bonds to be issued if Proposition A passes, and all outstanding obligations of the District secured by and payable from ad valorem taxes.

## Asking For

## Current DEBT

Principal Amount of Bonds to be authorized	Estimated interest for Bonds to be authorized <sup>(1)</sup>	Estimated Combined principal and interest required to pay on time and in full the Bonds to be authorized <sup>(1)</sup>	Principal of District's Existing Outstanding Debt (as of 8/14/25)	Remaining interest on District's Existing Outstanding Debt (as of 8/14/25)	Combined Principal and Interest to timely pay District's Outstanding Debt (as of 8/14/25)
\$119,957,000	\$130,603,595	\$250,560,595	\$222,810,000	\$168,308,093.75	\$391,118,093.75

- <sup>(1)</sup> The interest on the proposed bonds was estimated at a rate of 4.85% based on market conditions as of August 14, 2025, and therefore, the interest payable on the proposed bonds may be less than, or more than, the amounts set forth above based on market conditions at the time of sale of the proposed bonds.





# 2024-2025 Superintendent Salaries as of October 2024

## Johnson County Totals by District

[ [TEA Home Page](#) ] [ [PEIMS Standard Reports Overview](#) ]

Rgn	County	District Number	District Name	Charter Status	Superintendent Name	FTE	Base Pay	Calculated Full FTE Pay	Enrollment
11	JOHNSON COUNTY	126902	BURLESON ISD	TRADITIONAL ISD/CSD	JIMERSON, BRET	1	\$326,718	\$326,718	12,759
11	JOHNSON COUNTY	126911	GODLEY ISD	TRADITIONAL ISD/CSD	DEAR, CHRISTOPHER RICH	1	\$253,448	\$253,448	3,195
11	JOHNSON COUNTY	126903	CLEBURNE ISD	TRADITIONAL ISD/CSD	KIRKPATRICK, COBY	1	\$210,000	\$210,000	6,877
11	JOHNSON COUNTY	126905	JOSHUA ISD	TRADITIONAL ISD/CSD	HICKERSON, COREY NATHAN	1	\$208,000	\$208,000	6,026
11	JOHNSON COUNTY	126906	KEENE ISD	TRADITIONAL ISD/CSD	STEPHENS, RICHARD WILLIAM	1	\$189,146	\$189,146	1,119
11	JOHNSON COUNTY	126908	VENUS ISD	TRADITIONAL ISD/CSD	TORRES, PATRICK JOSEPH	1	\$185,000	\$185,000	2,283
11	JOHNSON COUNTY	126904	GRANDVIEW ISD	TRADITIONAL ISD/CSD	BASHAM, KIRBY MARCUS	1	\$158,000	\$158,000	1,373
11	JOHNSON COUNTY	126907	RIO VISTA ISD	TRADITIONAL ISD/CSD	HANKS, JEFFREY MARK	0.47	\$16,067	\$34,538	1,032
11	JOHNSON COUNTY	126901	ALVARADO ISD	TRADITIONAL ISD/CSD	ESTES, KENNETH R	1	\$13,500	\$13,500	3,788

*N/A indicates counts are not available (i.e., masked) to comply with the Family Educational Rights and Privacy Act (FERPA). Masked numbers are typically small although larger numbers may be masked to prevent imputation.*

# Questions for Godley ISD Residents:

- Has Godley ISD ***EARNED*** the communities' trust?
- Has Godley ISD ***RESPONSIBLY MANAGED*** taxpayer provided revenue?
- Has Godley ISD ***EDUCATED*** and ***PREPARED*** the communities' graduates?

# Questions for Godley ISD Residents:

- Has Godley ISD **EARNED** the communities' trust?
- Does Godley ISD **LISTEN** to their voters?
- Has Godley ISD **RESPONSIBLY MANAGED** tax-payer provided revenue?
- Has Godley ISD best **EDUCATED** and best **PREPARED** its Graduates?

# Resources:

## **Tax Rates:**

- <https://johnsoncad.com/tax-rates/>
- 

## **General School Bond Debt:**

- <https://data.brb.texas.gov/local/isd/>

## **Individual ISD Bond Debt:**

- [https://debtsearch.brb.texas.gov/local\\_debt\\_search.aspx](https://debtsearch.brb.texas.gov/local_debt_search.aspx)

## **ISD Spending Breakdown:**

- <https://opentexasschools.com/districts>

## **ISD Accountability:**

- <https://txschools.gov/?lng=en>

## **Bond Order:**

- <https://resources.finalsite.net/images/v1757426575/godleyisdnet/n1355esot6av00t1koxs/GodleyISDNovemberBondElection--NoticeofElectionEnglishSpanishVietnamesev2.pdf>