



CONVOY OF HOPE

Game Plan

What is Convoy of Hope? - Madison

Why did we choose them? - Julie

Can we give with confidence? - Dylan/Pablo

Why Convoy of Hope over similar charities? - William

How can we measure our impact? - Cait

What is our proposal? - Cait

Mission

Convoy of Hope is a humanitarian aid organization with a heart for those who suffer



What Have They Accomplished

To date, Convoy of Hope Has:

1. Distributed Over 582,863,008 Meals
2. Mobilized Over 872,022 Volunteers
3. Feed Over 465,000 Children Daily
4. Work In 127 Program Countries
5. Responded To Over 552 Disasters (Domestic & International)
6. Distributed Over \$1,712,003,114 of GIK (Gifts in Kindness)


Initiatives



Disaster Services



1. Preparedness
& Mitigation



2. Monitoring



3. Response



4. Recovery

The Need

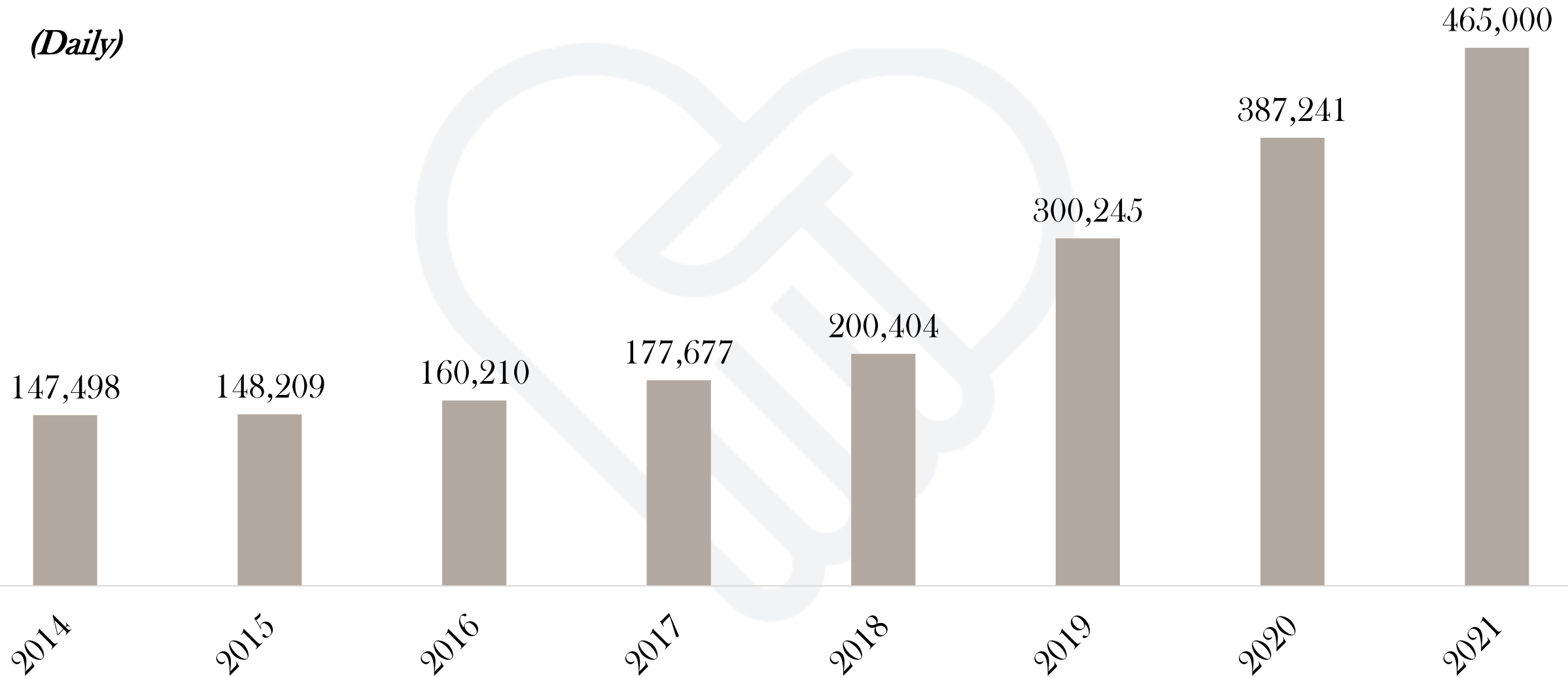


The Need

- Global Hunger Rates are increasing.
 - Global Hunger increased from 8.3% in 2016, to an estimated 10% in 2022.
 - Every 10 seconds a child dies from malnutrition.
 - Globally in 2022, 49 countries are teetering on the edge of famine.
- Annual Natural Disasters and their severity are increasing.
 - On average 60,000 people die per a year from natural disasters.
 - Global natural disasters are estimated to increase to an average of 400 a year to 560 by 2030.
 - By 2030, the number of heat waves will triple, and droughts will increase by 30%.

Enrollment in Feeding Program

(Daily)



How Do We Multiply Hope?





CAN WE GIVE WITH CONFIDENCE ?

Ratios (2021)

- Program Expense Ratio: 92%



Operating expenses
Revenues

- Admin Ratio: 3%



Administrative Expenses
Revenues

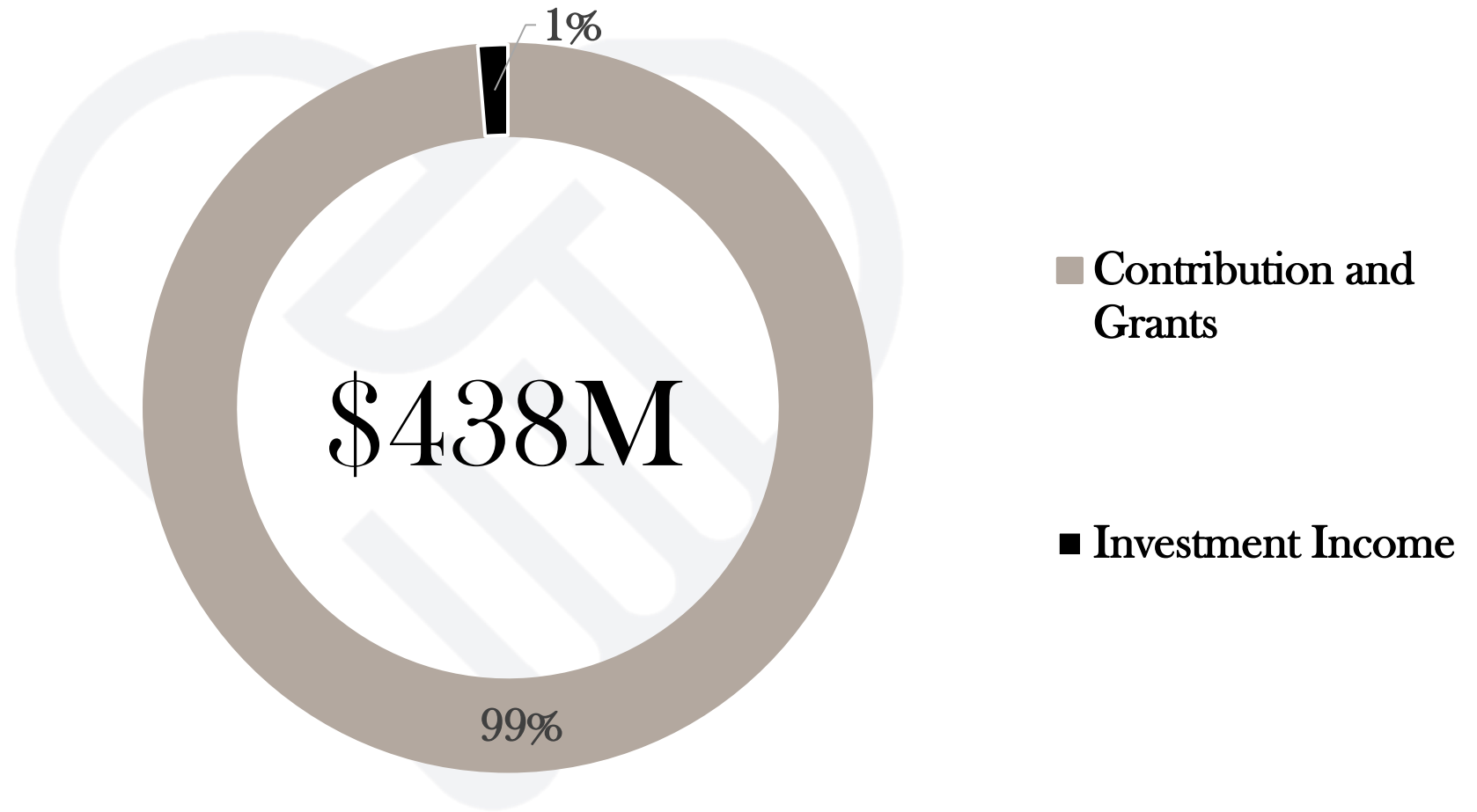
- Fundraising Ratio: 4%



Fundraising Expenses
Revenues

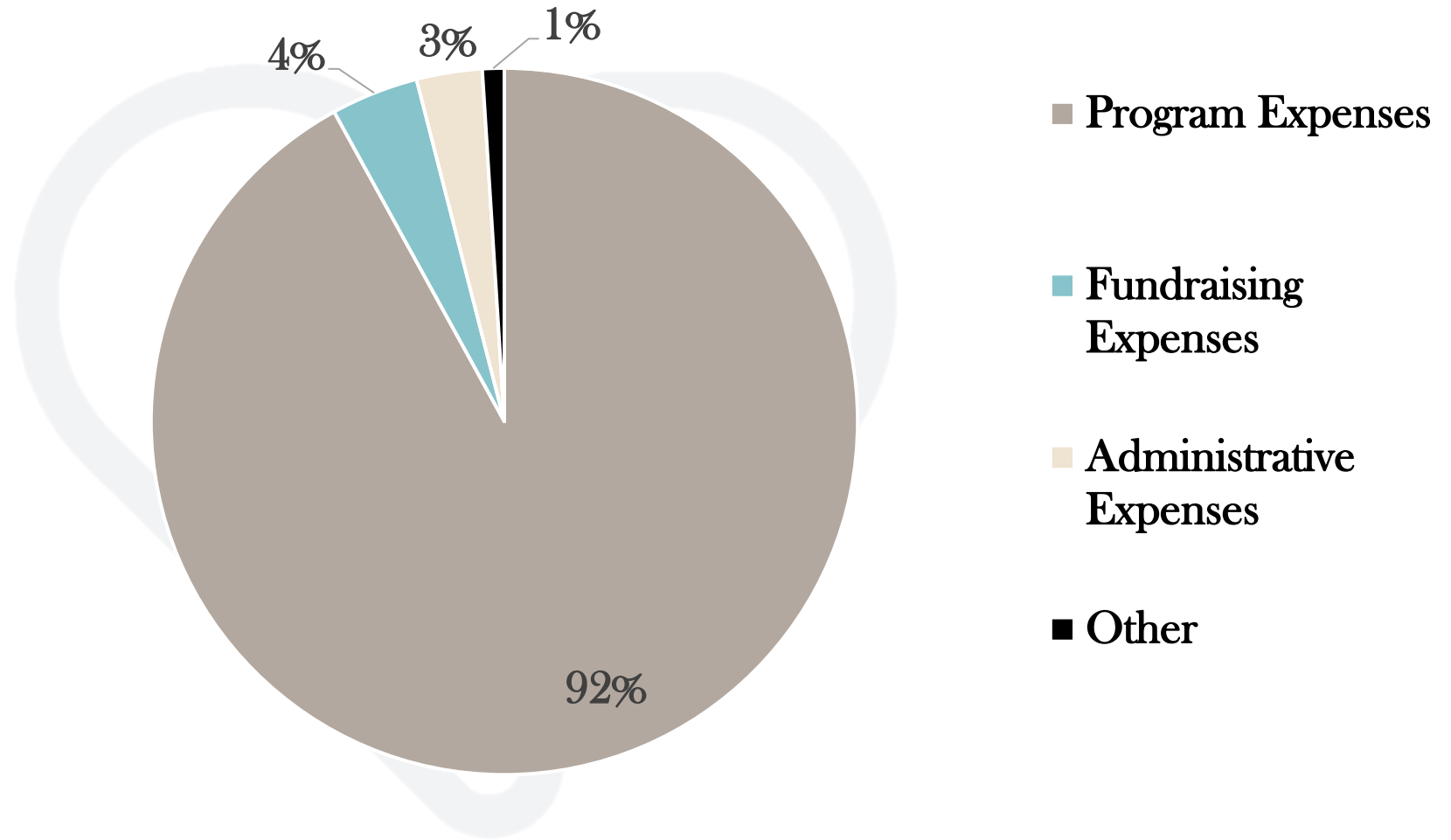
How Do They Make Money?

(2021)



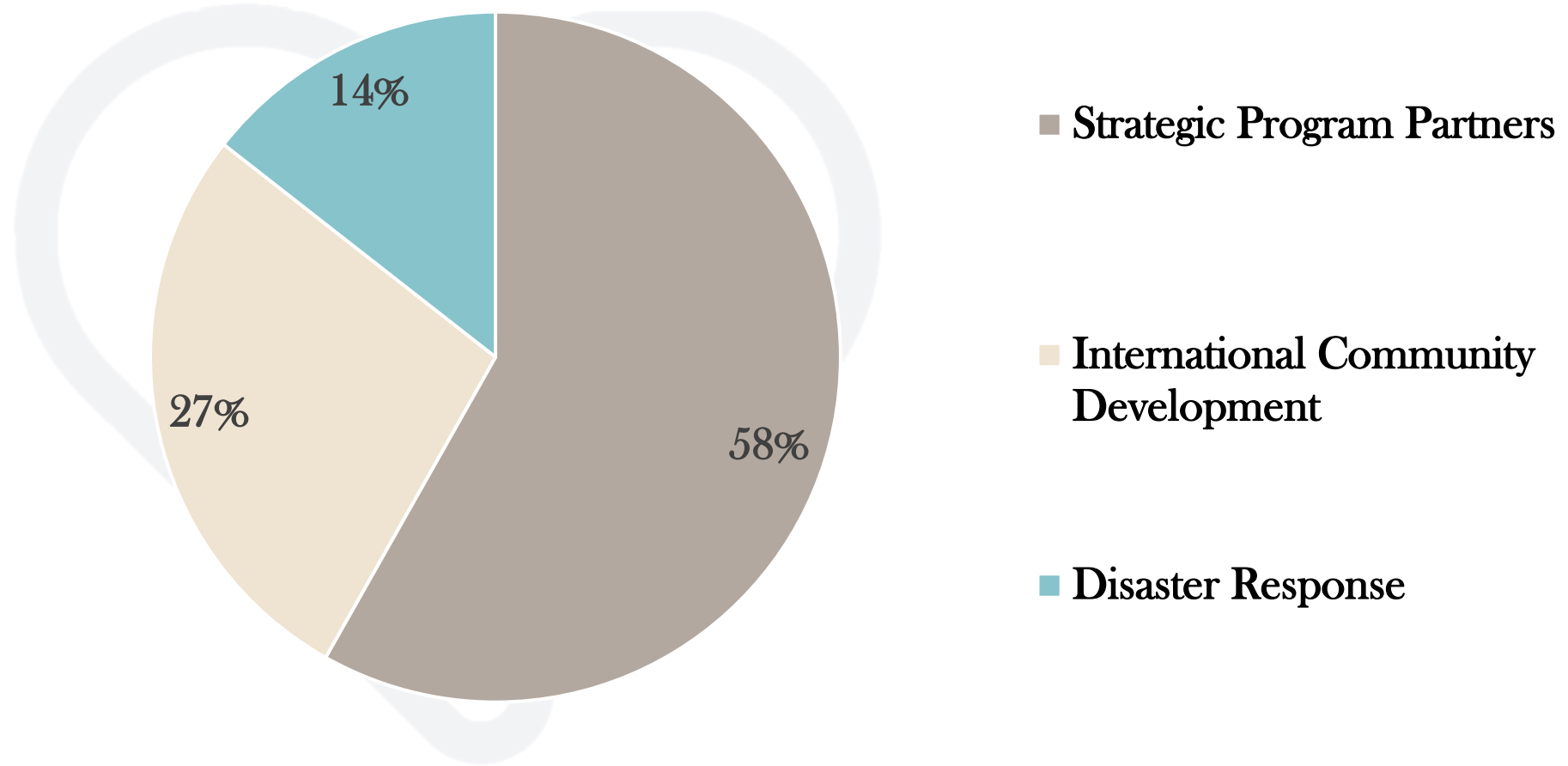
How Do They Spend Money?

(2021)



Where is Money Sent


(2021)



Executive Compensation

(2021)

\$408,870



President

\$211,178



COO

\$207,768



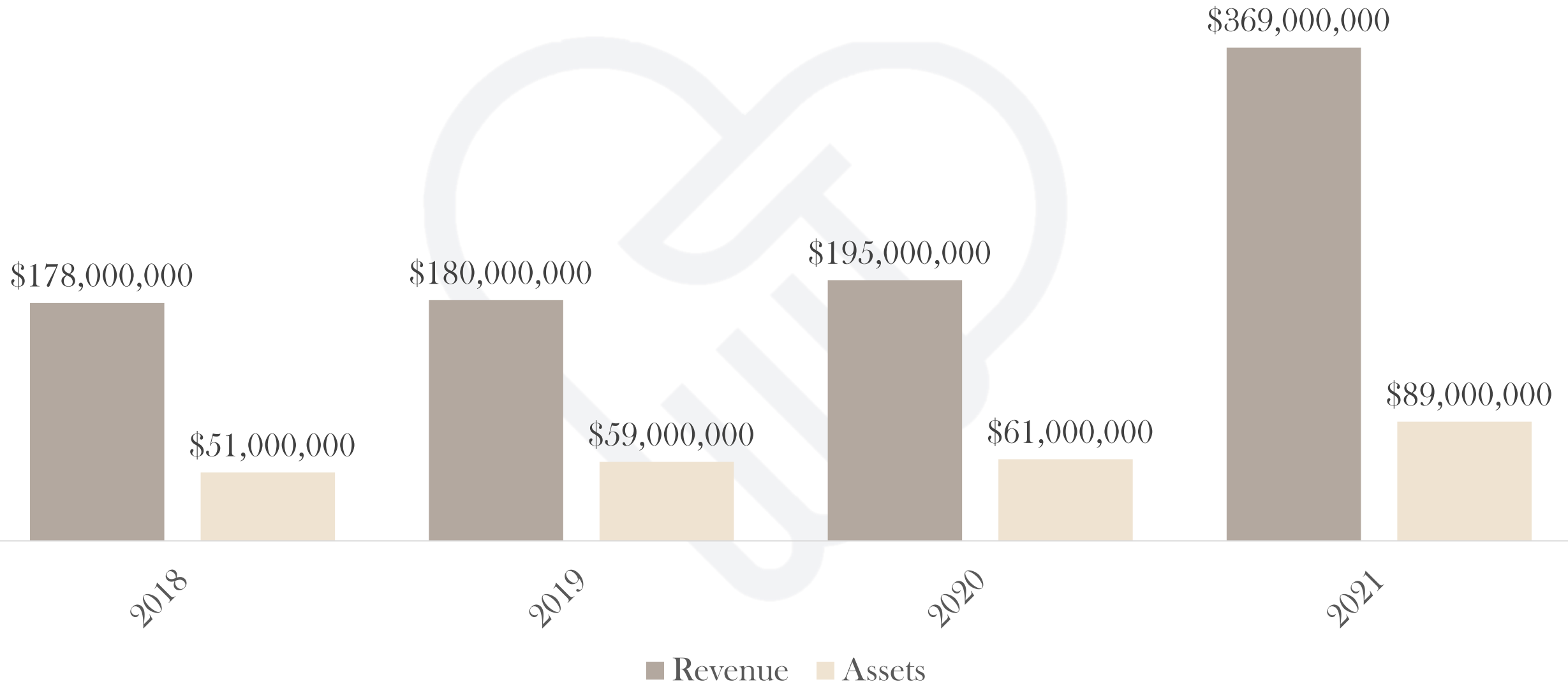
SR VP

\$16,063



CFO

Financial Summary



Awards/Recognition



Forbes **2021**
TOP 100
CHARITIES





WHY CONVOY OVER SIMILAR
CHARITIES ?

Similar Charities



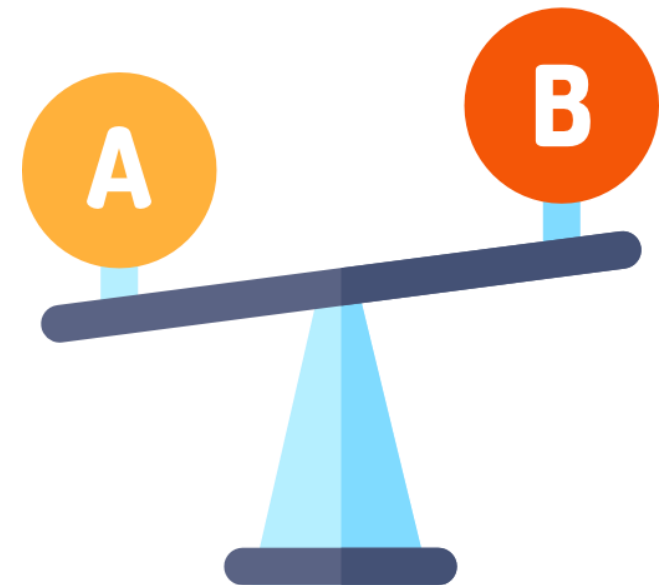
Total Revenue (2021)

- Convoy of Hope \$438M
- Direct Relief \$1.9B
- Save the Children \$949.9M
- Habitat for Humanity \$361M



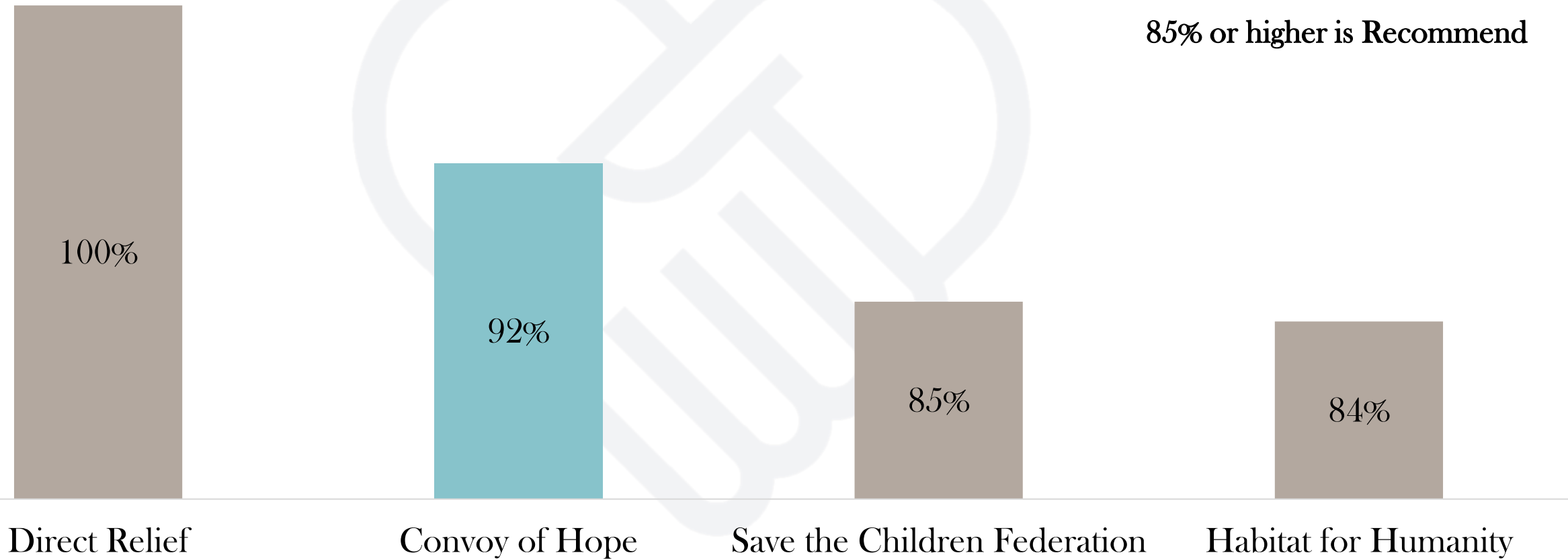
Comparing

- Direct Relief, 8.4M pounds of medicine and supplies
- Convoy of Hope, 17M pounds of resources
- Habitat for Humanity, 500,000 volunteers
- Convoy of Hope, 38,000+ volunteers
- Save the Children Federation, 22.8M Meals
- Convoy of Hope, 83M Meals



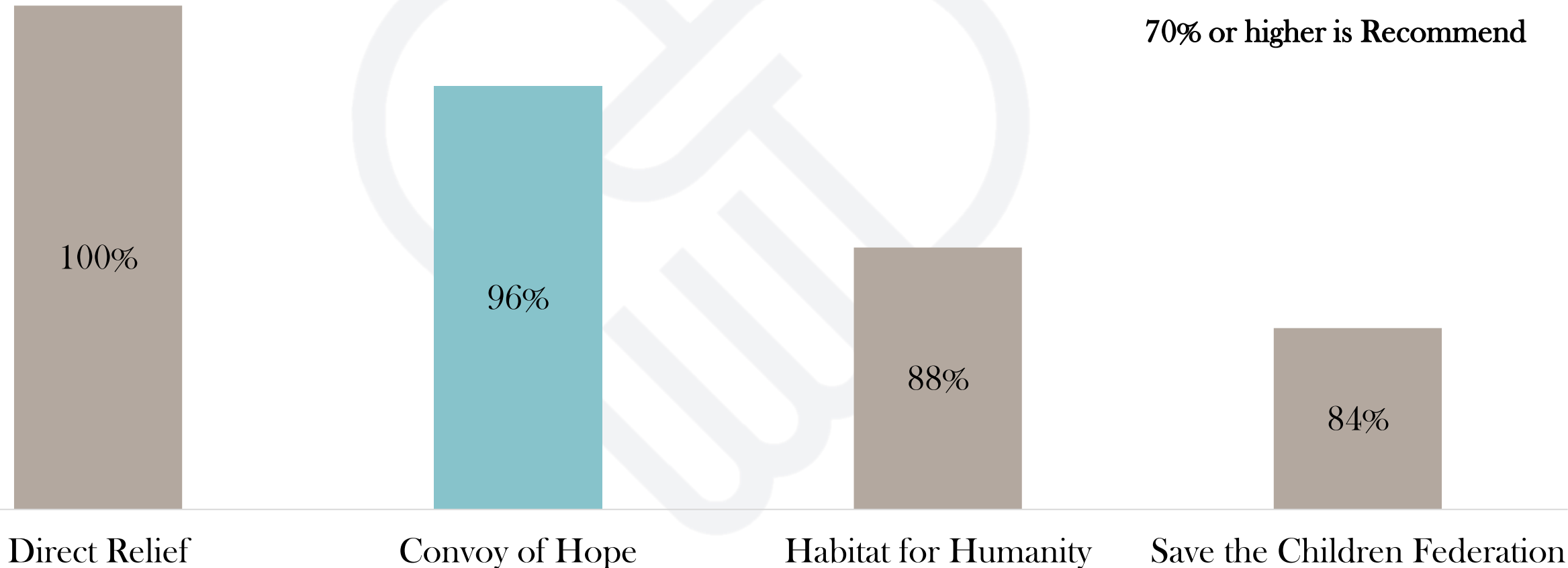
Program Expense

85% or higher is **Recommend**



Fundraising Efficiency

70% or higher is **Recommend**



Global Reach

Convoy of Hope: 127+

Habitat for Humanity: 70+

Save the Children Federation: 120

Direct Relief: 80+





THE IMPACT

What \$20,000 Can Buy



400 Disaster
Relief Kits



1300 Family
Hygiene Kits



1300 Baby
Care Kits

What \$20,000 Can Buy



400 Family
Food Relief
Packs



400 Containers
of Clean Water



60 Train/
Equip Disaster
Responders

What \$20,000 Can Buy

One tractor trailer load
of basic necessities for
\$16,000

\$20,000

-\$16,000

\$4,000

Left for Other Supplies



Response Updates



- Mom with **FOUR** kids
- Even though we can't be there, we know
- Gratitude from Yvonne, Ahmed and Alemu in Ethiopia

What Do We See



Follow-Up



- Convoy continues outreach even after immediate response to natural disaster

Why Convoy?



- There are many great charities that better lives
- Convoy of Hope saves them

Our Proposal

- Donate the entire \$20,000
- Disaster Relief: One truck load of supplies \$16,000
- Children's Feeding \$4000

1 Choose amount

One-time Monthly

I want to donate toward

Children's Feeding

I would like to cover the 3% payment processing fee.





Questions?

Since 1994

People Helped: 200M+

Food/Supplies Shared: \$1.69B+

Meals Served: 582M+

