

Regal

Steel | Thickness: 2"

Non-insulated with optional polystyrene vinyl-backed insulation



GARAGA™

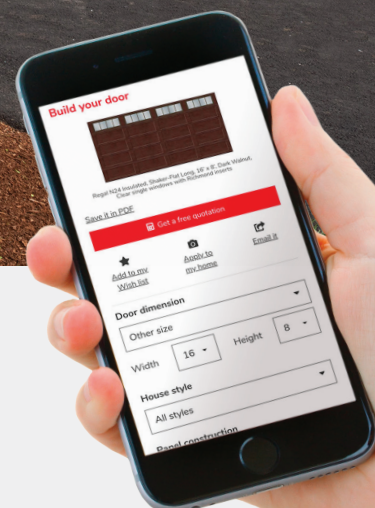
Mid-America Series 

TRADITIONAL | CONTEMPORARY | CARRIAGE HOUSE



Build your garage door

Visualize your home with a new garage door. Visit garaga.com/designcentre or scan the QR code.



TRADITIONAL

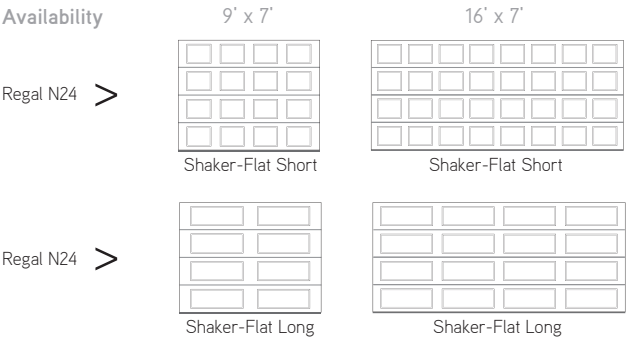
Regal

Steel | Thickness: 2"

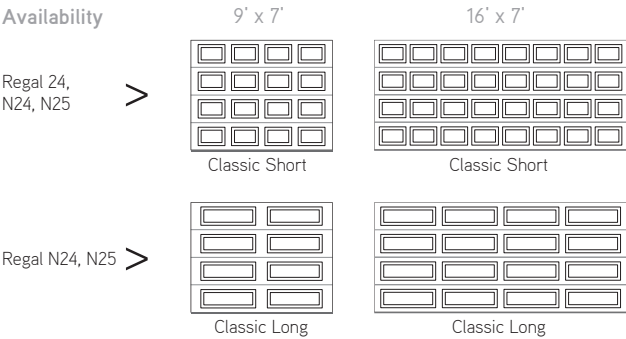
Non-insulated with optional polystyrene vinyl-backed insulation

MODEL PATTERNS AND LAYOUTS

Shaker-Flat



Classic



Classic Short, 9' x 7', Brown, windows with Cascade Short Inserts

< Cover: Shaker-Flat Long, 16' x 8', Dark Walnut, windows with Richmond Long Inserts



Shaker-Flat Short, 9' x 8', White, windows with Stockton Short Inserts

CONTEMPORARY

Regal

Steel | Thickness: 2"

Non-insulated with optional polystyrene vinyl-backed insulation

MODEL PATTERNS AND LAYOUTS

Flush




Availability


9' x 7'

16' x 7'

Regal 24, N24 >



Flush



Flush

FOR A CONTEMPORARY LOOK
ADD A WINDOW LAYOUT




Shaker-Flat Long, 9' x 7', Black Ice, window layout: Left-side Harmony



Left-side Harmony



Outer Harmony



Right-side Harmony

Available for Flush, Shaker-Flat Long and Classic Short designs.

Visit garaga.com/windowlayouts to see all the available options or scan the QR code.



Flush, 10' x 8' and 16' x 8', White, window layout: Left-side Harmony

CARRIAGE HOUSE

Regal

Steel | Thickness: 2"
Non-insulated with optional polystyrene vinyl-backed insulation

MODEL PATTERNS AND LAYOUTS

Shaker-Flat



Availability

9' x 7'

16' x 7'

Regal N24, N25 >

Shaker-Flat XSmall

Shaker-Flat XSmall

Shaker-CS



Availability

9' x 7'

16' x 7'

Regal N24, N25 >

Shaker-CS Short

Shaker-CS Short

Shaker-CS Long

Shaker-CS Long

DECORATIVE HARDWARE

Handmade wrought iron texture

Lis

Door knockers

Slightly bumpy texture

Standard

Cottage



COLORS

Standard



White

Almond

Sahara


Sandstone



Brown

Terrastone

Premium



Black Ice


Cherry

Dark Walnut

CONSTRUCTION

Single-layer: steel OR Double-layer: steel + insulation

- 1** 3 options of outside layer: steel, heavy duty steel or commercial grade steel for high durability
- 2** 2" tongue-and-groove meeting rail to provide a weathertight seal between sections, and rails are hemmed the entire length of the section for added strength and safety
- 3** 20-gauge galvanized end and center stiles to increase strength and durability
- 4** Polystyrene vinyl-backed insulation available as an option



Interior view
24 / N24 / N25

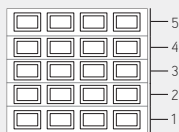


WIND LOAD
Option

Wind load reinforcement available as an option for the 24 and N24.

8' high door layouts construction

An 8' Regal door has 5 sections.



Regal 24 / N24 / N25

WINDOWS

Types of Glass

Privacy Level: **X/5**



Satin

Pinhead

Graylite 2

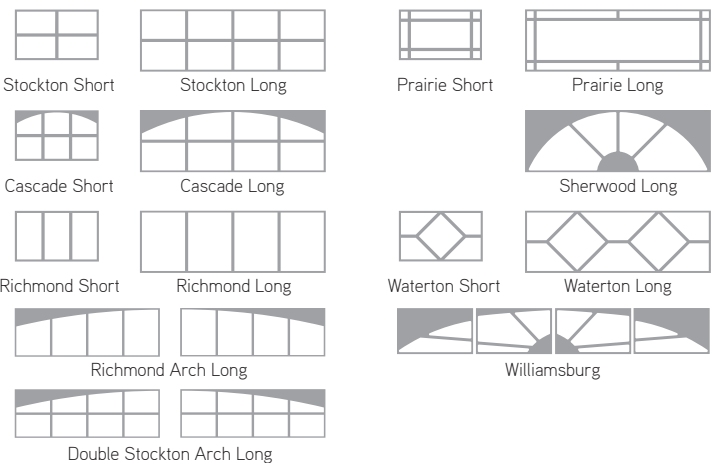
Clear

Regal 24, N24, N25 = 20" x 13" and 41" x 16"

Decorative inserts¹



Decorative inserts are installed on the exterior side of the window (easy to remove).



¹ To know what size decorative inserts are available for each door design and construction, visit garaga.com/designcentre.

SIZES

Standard widths from 8' to 20' for the 24 and N24; 8' to 18' for the N25, in 1" increments. Heights from 6'6" to 8', in 3" increments. See your garage door dealer for more details on oversized doors available.

WARRANTY

Door: 15 years (limited)

Weatherstripping: 1 year

Bolted Hardware: 1 year



IN-GARAGE DELIVERY READY
with a reliable Garaga garage door!


Find out the must-haves and the steps to get started. Keep your online deliveries safe, visit garaga.com/ingaragedelivery or scan the QR code.



GARAGA

LiftMaster

POWERED BY myQ



CONSTRUCTION SUMMARY

	24	N24	N25
Outside layer	Commercial grade steel	Heavy duty steel	Steel
Section height	18", 21"	18", 21"	18", 21"
LAYOUTS			
Shaker-Flat Short		19" x 15"	
Shaker-Flat Long		40" x 15"	
Classic Short	20" x 14"	20" x 14"	20" x 14"
Classic Long		42" x 14"	42" x 14"
Flush	•	•	
Shaker-Flat XSmall		41" x 13"	41" x 13"
Shaker-CS Short		19" x 15"	19" x 15"
Shaker-CS Long		40" x 15"	40" x 15"
COLORS			
	White	White	White
		Almond	Almond
		Sahara	Sahara
		Sandstone	Sandstone
		Terrastone	
		Brown	
		Black Ice	
		Cherry	
		Dark Walnut	
Window layout	Optional	Optional	Optional
Wind load	Optional	Optional	N/A



*The Village Collection,
for a stunning look!*

Village Collection X Layout, Flat base, 9' x 7', White, windows with Stockton Long Inserts

LiftMaster

POWERED BY myQ

Quiet and reliable garage door openers

**ELITE
SERIES®**



- Ultra quiet
- Belt or chain drive
- ¾ HP, AC or DC power
- Integrated camera for some models



- Ultra quiet
- Jackshaft
- DC power

**PREMIUM
SERIES®**



- Quiet
- Belt or chain drive
- ½ HP, AC or DC power

**CONTRACTOR
SERIES®**



- Quiet
- Belt or chain drive
- ½ HP, AC or DC power



LiftMaster

Consult garaga.com/res-openers or scan the QR code to view all available openers and accessories.



US Head Office
1 844 918-2828
Ponca City OK

Canadian Head Office
1 800 464-2724
St-Georges QC



info@garaga.com
garaga.com

YOUR
DISTRIBUTOR



logo FSC