

Village Collection™



GARAGA™

Mid-America Series



## Build your garage door

Visualize your home with a new garage door. Visit [garaga.com/designcentre](https://garaga.com/designcentre) or scan the QR code.





A Layout, Plank base, 9' x 7', Cherry, windows with Cascade Long Inserts



# Village Collection™

Add a touch of refinement to your home...



V Layout, Flat base, 9' x 8', Dark Walnut, windows with Double Stockton Arch Long Inserts

*Traditional Inspiration*

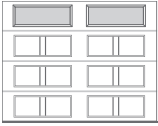


I-1 Layout, Flat base, 9' x 8', White, windows with Stockton Long Inserts

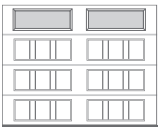
# TRADITIONAL STYLE INLAY LAYOUTS

## Flat base

9' x 7'

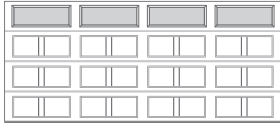


I-1 Layout

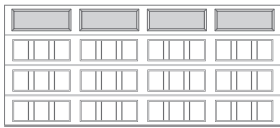


I-2 Layout

16' x 7'



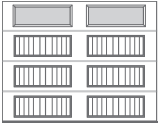
I-1 Layout



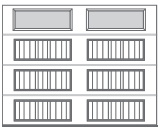
I-2 Layout

## Plank base

9' x 7'

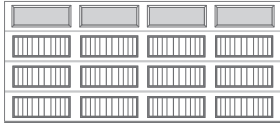


I-1 Layout




I-2 Layout

16' x 7'



I-1 Layout



I-2 Layout



I-2 Layout, Flat base, 9' x 8', Almond, Satin windows



I-1 Layout, Plank base, 9' x 8', Brown, windows with Richmond Arch Long Inserts

*Carriage house Inspiration*

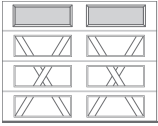


X Layout, Plank base, 12' x 8', Sandstone, windows with Stockton Long Inserts

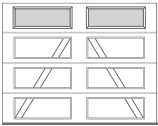
# CARRIAGE HOUSE STYLE INLAY LAYOUTS

## Flat base

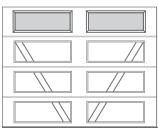
9' x 7'



X Layout

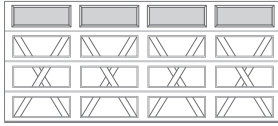


A Layout

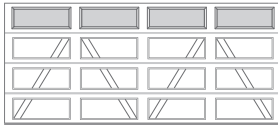


V Layout

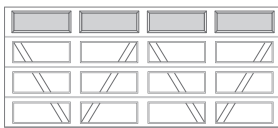
16' x 7'



X Layout



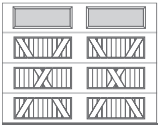
A Layout



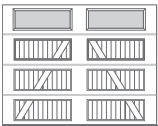
V Layout

## Plank base

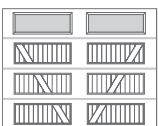
9' x 7'



X Layout

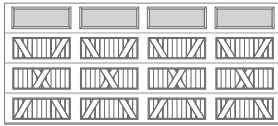


A Layout

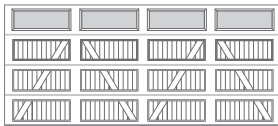


V Layout

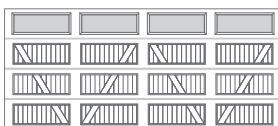
16' x 7'



X Layout

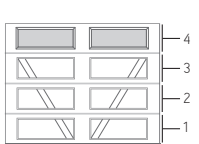


A Layout

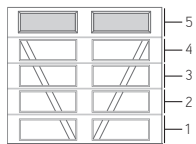


V Layout

## 8' HIGH DOOR LAYOUTS



Height: 7'



Height: 8'

The 8' high doors are always built with 5 sections



A Layout, Flat base, 10' x 8', Sahara, windows with Richmond Long Inserts



V Layout, Flat base, 16' x 7', Black Ice, windows with Stockton Long Inserts



X Layout, Flat base, 9' x 7', Cherry, windows with Stockton Inserts



**IN-GARAGE DELIVERY READY**  
with a reliable Garaga garage door!

Find out the must-haves and the steps to get started. Keep your online deliveries safe, visit [garaga.com/ingaragedelivery](https://garaga.com/ingaragedelivery) or scan the QR code.

 **GARAGA**<sup>®</sup>

**LiftMaster**

POWERED BY myQ





A bit more technical...



# STEEL | THICKNESS: 2"


Find the design you love among the ten sensational ones available.

## COLORS<sup>1</sup>

### Standard



White



Sandstone\*




Sahara\*



Almond\*



Brown




Terrastone\*


### Premium



Black Ice



Cherry\*



Dark Walnut\*

<sup>1</sup> Same colors are available for the inlays.

\* These colors are not available with the Moderno SSG model.

## DECORATIVE HARDWARE

### Handmade wrought iron texture



Lis



Door knockers

### Slightly bumpy texture



Standard



Cottage

## SIZES

Standard widths, in 1" increments: from 8' to 20' for Vantage and Regal N24 constructions; from 8' to 18' for Regal N25 construction. See your garage door dealer for more details on oversized doors available.

## TYPES OF GLASS (41" x 16")<sup>2</sup>

Privacy Level: **X/5**




Satin



Pinhead



Graylite 2



Clear

<sup>2</sup> Double-pane glass available for the Vantage construction.

## Decorative inserts



Stockton Long



Prairie Long



Double Stockton Arch Long



Cascade Long



Sherwood Long



Richmond Arch Long



Richmond Long



Waterton Long

## WARRANTY

### Vantage

Door sections: limited lifetime

Weatherstripping: 1 year

Bolted Hardware: 1 year

Windows: 10 years against seal defects

1 year for thermal break

### Regal

Door: 15 years (limited)

Weatherstripping: 1 year

Bolted Hardware: 1 year

## CONSTRUCTIONS

### VANTAGE

Triple-layer: steel + insulation + steel



- 1 **26-gauge** pre-painted galvanized steel for high durability
- 2 **2" tongue and groove** meeting rail to provide a weather-tight seal between sections, and rails are hemmed the entire length of the section for added strength and safety
- 3 **Polystyrene insulation** pressure bonded between two layers of steel for energy efficiency
- 4 **20-gauge white baked-on paint finish end stiles** for a nice clean look
- 5 **Full length reinforcing plates** to solidly attach hinges and struts




The Garaga Wind Load Option is only available for specific regions. Talk to your local garage door dealer for more information.

**IMPORTANT** - Exterior face: light woodgrain finish. Interior face: stucco finish. Door interior: regardless of the color chosen, the inside is always White (door, window frames and inserts).

### REGAL N24 & REGAL N25

Single-layer: steel OR Double-layer: steel + insulation



- 1 **2 options of outside layer:** heavy duty steel or steel for high durability
- 2 **2" tongue and groove** meeting rail to provide a weather-tight seal between sections, and rails are hemmed the entire length of the section for added strength and safety
- 3 **20-gauge galvanized end and center stiles** to increase strength and durability
- 4 **Polystyrene vinyl-backed insulation** available as an option




The Garaga Wind Load Option is only available for specific regions. Talk to your local garage door dealer for more information.

## CONSTRUCTION SUMMARY

	VANTAGE	REGAL N24	REGAL N25
CONSTRUCTION	Triple-layer	Single-layer or Double-layer	
OUTSIDE LAYER	Steel	Heavy duty steel	Steel
INSULATION	Polystyrene	Non-insulated with optional polystyrene vinyl-backed insulation	
THICKNESS	2"	2"	
INLAY LAYOUTS			
Flat Base	•	•	
Plank Base	•	•	•
COLORS			
White	•	•	•
Sandstone	•	•	•
Sahara	•	•	•
Almond	•	•	•
Brown	•	•	
Terrastone	•	•	
Black Ice	•	•	
Cherry	•	•	
Dark Walnut	•	•	
WIND LOAD	Optional	Optional	N/A
DOUBLE-PANE GLASS	Optional	N/A	N/A

## STEEL INLAYS



# LiftMaster

POWERED BY myQ

## Quiet and reliable garage door openers

### ELITE SERIES®



- Ultra quiet
- Belt or chain drive
- ¾ HP, AC or DC power
- Integrated camera for some models

### PREMIUM SERIES®



- Ultra quiet
- Jackshaft
- DC power

### CONTRACTOR SERIES®



- Quiet
- Belt or chain drive
- ½ HP, AC or DC power

### CONTRACTOR SERIES®



- Quiet
- Belt or chain drive
- ½ HP, AC or DC power



LiftMaster

Consult [garaga.com/res-openers](http://garaga.com/res-openers) or scan the QR code to view all available openers and accessories.



info@garaga.com  
garaga.com

US Head Office      Canadian Head Office  
1 844 918-2828      1 800 464-2724  
Ponca City OK      St-Georges QC



---

## YOUR DISTRIBUTOR



For all technical specifications for our residential products and the latest updates, visit [www.garaga.com](http://www.garaga.com). Garaga has established continuous improvement programs for all its products. As a result of this ongoing quest, technical specifications for various doors are subject to change without notice. The door colors and the windows shown are as exact as printing techniques will allow. Please request an actual color sample. Trademarks and registered trademarks of Garaga Inc. are denoted by TM, ® and © respectively. © Garaga Inc. 2021- All rights reserved - Printed in Canada

95MID005/09/2021/20k

