

UroDapter


Revolutionizing Bladder Pain Treatment



Executive Summary

The UroDapter:

- A. Provides a painless and easy to use alternative to the catheter
- B. Ergonomically designed for optimal efficiency
- C. Painless and infection free alternative to patients
- D. Easy to learn for therapists for more optimal results
- E. Can treat wide range of indications
- F. More than 1 million pieces sold under Europe and USA registration and patent



A MINIMALLY INVASIVE CATHETER ALTERNATIVE

The UroDapter replaces the catheter and eliminates drawbacks

Issues with a Catheter

"Infection is the largest concern with catheter use, whether long term or short term. Catheter-associated urinary tract infections, abbreviated to CAUTIs, are the most commonly faced hospital-acquired infections"

Cortese YJ, Wagner VE, Tierney M, Devine D, Fogarty A.

Catheterization...

- + Is a **painful** process
- + Causes microlesions
- + Is a major source of infections cannot treat the urethra and the bladder simultaneously
- + Time consuming

BASICS AND BENEFITS

Safe ✓

Effective ✓

Pain-Free ✓

UroDapter® provides a minimally invasive method to introduce therapeutic drugs, gels and diagnostic agents into the bladder through the urethra, without the need of catheterization

Pre-curved concave, elastic isolating collar

Radiused short tip that penetrates the urethral orifice less than 8mm

Connection to Luer Slip or Luer Lock syringes

Flexible collar enables leakage-free instillation





BENEFITS FOR PATIENTS



All patients having tried the UroDapter® have found it more comfortable than a catheter

- + **Pain-free** treatment
- + **Cost and time effective** treatment
- + **No risk of infections** - less complications

BENEFITS FOR THERAPISTS



1

It's possible to treat the bladder and urethra at the same time (which cannot be done with a catheter)

2

No device or patient preparation - a reduction in treatment cost and time

3


Can be used when catheters are contraindicated

4


Singificantly less com

5

Using the
learned



CONDITIONS TO TREAT USING THE URODAPTER



Interstitial Cystitis / Bladder Pain Syndrome (IC/BPS)

Recurring Urinary Tract Infections (rUTIs)

Complication of Oncotherapy: Hemorrhagic Cystitis (HC)

Bladder Cancer, Female Patients

Indwelling Catheter Users

Lidocaine

Diagnostic purposes

A SUMMARY OF THE POSSIBLE INDICATIONS

| Indication | Drugs administered | The chance of instillation needed | Can UroDapter [®] be used? |
|--------------------------------------|---|--|--------------------------------------|
| IC/BPS | GAG-replenishers (HA, CS etc.), DMSO, Lidocaine | High | Yes |
| Recur ring UTIs | GAG-replenishers | Mid-high (if oral treatment and/or prophylaxis fails) | Yes |
| Recur rent UTIs | Antibiotics | Mid-high (if oral treatment and/or prophylaxis fails) | Probably |
| Chemo -cystitis , Radiation cystitis | Aminocaproic acid, alum, silver nitrate, prostaglandin, estrogens | Medium (not the only possibility) | With some drugs, further data needed |
| Chemo -cystitis , Radiation cystitis | HA, CS, PPS | Medium (new in guidelines) | Yes |
| Bladder Canc er (chemother apy) | BCG, Mitom ycin | High | Women: probably Men: unsure |
| Patients with an indwelling catheter | GAG-replenishers , DMSO, Lidocaine | Medium | Unsure |
| Diagnostic purposes | Dyes and contrast material | N/A | Probably |

BENEFITS FOR MANUFACTURERS AND DISTRIBUTORS

- + Class I medical device
- + CE Mark
- + FDA registered and approved
- + Unique product with strong IP protection
- + More than 1,000,000 sold in the European market



IBSA

Packed together with IBSA's drug solution, iAluRil®, UroDapter® is available in 85 countries, under the name of iAluadapter®

U+ODAPTER

A tiny device with huge possibilities!