

Ye Mystic Krewe of Gasparilla

Founded in 1904

CREWE OF BOBBIE C. DAVIS

Attn: Mackenzie Ott

8861 Oak Circle

Tampa, FL 33615

January 7, 2019

On behalf of Ye Mystic Krewe of Gasparilla, congratulations on being selected to participate in this year's Parade, which will be held on **Saturday, January 26, 2019**, starting at **2:00 p.m.**

!!!PLEASE READ THIS LETTER THOROUGHLY!!!

STAGING:

The official start of the Parade will be Bayshore Boulevard at Bay to Bay. The staging area will be on Bayshore Boulevard south of Bay to Bay.

The Gasparilla Parade will begin to move from the staging area on Bayshore Blvd. at Bay to Bay and proceed down the Bayshore parade route, across Little Bayshore [Publix will be on your left] to Brorein Street. You will turn right (East) on Brorein and proceed to Ashley Street and turn left on Ashley (North). Proceed North on Ashley to the parade end at Ashley and Cass Street. You will then disperse as directed by Tampa Police Department.

Since the Parade will move out promptly at **2:00 p.m.**, please advise all riders to be boarded and in position at **1:00 p.m.**

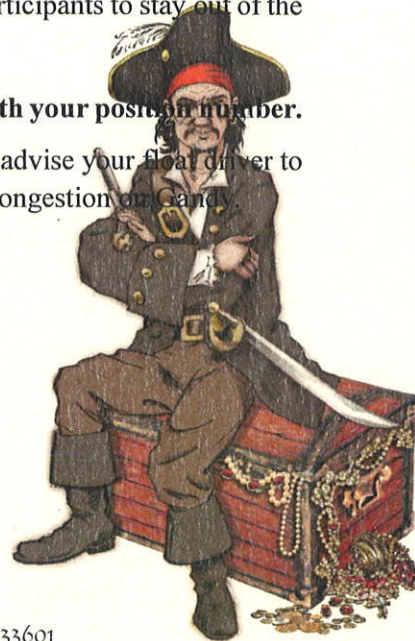
You should enter the staging area by proceeding down Gandy, and then turn left onto Bayshore Boulevard on the waterside where you will proceed to the check-in area located at Gandy and Bayshore Boulevard. See attached notice regarding the Crosstown detour. Upon your arrival, look for a Gasparilla Marshal to assist you with check-in and positioning.

Your position in the Parade is **18**.

Therefore, you should proceed North on Bayshore until you find your position and pull tight against the water side curbing to allow clearance for other units passing by. Please advise your participants to stay out of the street to allow vehicles through.

WHAT'S NEW: We ask units to enter staging, at times corresponding with your position number. This year you should plan to enter staging at 9:00 A.M. Please advise your float driver to arrive at the staging area 30 minutes prior to this designated time to allow for traffic congestion on Gandy.

Enclosed are your entry card(s), official pass(es) for your tow unit(s), official bus pass(es), map section indicating where your unit(s) stage(s), and unit numbers (**Each number has an adhesive back. Please peel off tape cover and press sign to front window of tow unit and left back bumper of float**). If additional passes are needed, please contact the Krewe office. We encourage all participants to fully load their floats prior to entering the staging area to avoid congestion.



Any additional vehicles entering the staging area will need to provide proof of insurance before receiving any pass.

IF YOU HAVE CONTRACTED WITH A FLOAT BUILDER, IT IS IMPERATIVE THAT YOU PROVIDE THEM WITH THE ENTRY CARD(S) AND UNIT NUMBERS.

DISBANDING:

The official parade end is on Ashley and Cass Street. After passing the official end, continue rolling as directed by the Tampa Police Department. **Do not automatically stop at your bus to unload. This creates bottlenecks in disbanding.** Please do everything you can to expedite getting your float secured and driven/pulled off to its final destination. Please listen and pay attention to the advice given by Parade Marshals, police and security and refrain from throwing any beads as soon as you enter Cass Street.

This year, we will again attempt to make the disbanding more efficient by parking the buses in close proximity to where your floats will stop in the staging area. We are enclosing a map that divides Cass Street into four quadrants and strongly suggest if you are using a bus you have it pre-positioned along one of the side-streets intersecting Cass in the quadrant where we expect your float to disband. The four side-streets are: Quadrant 1 (Newport), Quadrant 2 (Gilchrist), Quadrant 3 (Delaware), Quadrant 4 (Edison). Based upon your position in the parade, we recommend your bus park in **quadrant 1.**

GENERAL RULES OF PARTICIPATION:

1. Please remind your participants they are required to sign for and wear a numbered wrist band for this year's parade. If they do not wear a numbered wrist band they may be asked to leave the parade route.
2. Advise your participants that throwing beads in the staging area is not permitted. Also advise them to stay out of the street on the waterside to allow vehicles through.
3. If you invite guests to participate on parade day, please be aware they must wear a costume similar in style to your members/organization theme.
4. Space is limited in staging, so no setting up picnic/eating areas or cooking areas in front of or behind your float, use the grassy area along the side of your float.
5. No loud music in staging area.
6. **Tow unit drivers are not permitted to toss out throws. Drivers also need to stay with the tow vehicle at all times in the staging area. They will also be asked to fill out the attached Driver Information Form and display it in their windshield upon entering staging.**
7. Once the Parade is rolling, do not stop for any reason other than emergency or an official Parade stop. Try to keep the gap in front of your unit closed at all times, which will assist in crowd control (three car lengths, approximately 60 feet). However, please do not speed to catch up.
8. Ensure that you have no glass containers on your float.
9. Your Float Safety Officer must wear a **lime-green safety vest** that will be worn and visible at all times. We recommend not having a "new" member as your Safety Officer.

10. Your Safety Monitors must be stationed at the front corners of your tow unit and back corners of float and must wear **orange safety vests** and a loud whistle. Safety Monitors are not allowed to consume any alcoholic beverages or hand out/throw any items during the event. **THESE PROCEDURES WILL BE STRICTLY ENFORCED THIS YEAR.**

11. Please ensure your float, tow unit, and generator are in good maintenance with an adequate fuel supply. You are required to have at least one (1) Class C fire extinguisher on board your float at all times. If you have trouble with your unit, endeavor to get your unit off to the side curbing until a tow unit can get to you to allow the Parade to continue on.


12. If you are contemplating working with a "sponsor" to assist you in defraying the cost of your float, you should be aware that you must seek Ye Mystic Krewe of Gasparilla's final approval before entering into any agreement.

13. If you are not using Stepp's Towing, your tow vehicle signs must be covered. That includes all signs and logos, front, back and sides.

14. I remind you again that if you have not already done so, your insurance certificate must be filed with the Gasparilla office or your entry into the Parade cannot be guaranteed. This includes insurance certificates for any support vehicle entering staging or disbanding.

These guidelines and information are provided to assure a safe and smooth flowing parade. Your cooperation is greatly appreciated. However, if necessary, parade participation may be denied at any time for noncompliance of any requirement or rules of conduct and could also result in your group not being invited for future participation.

Sincerely,

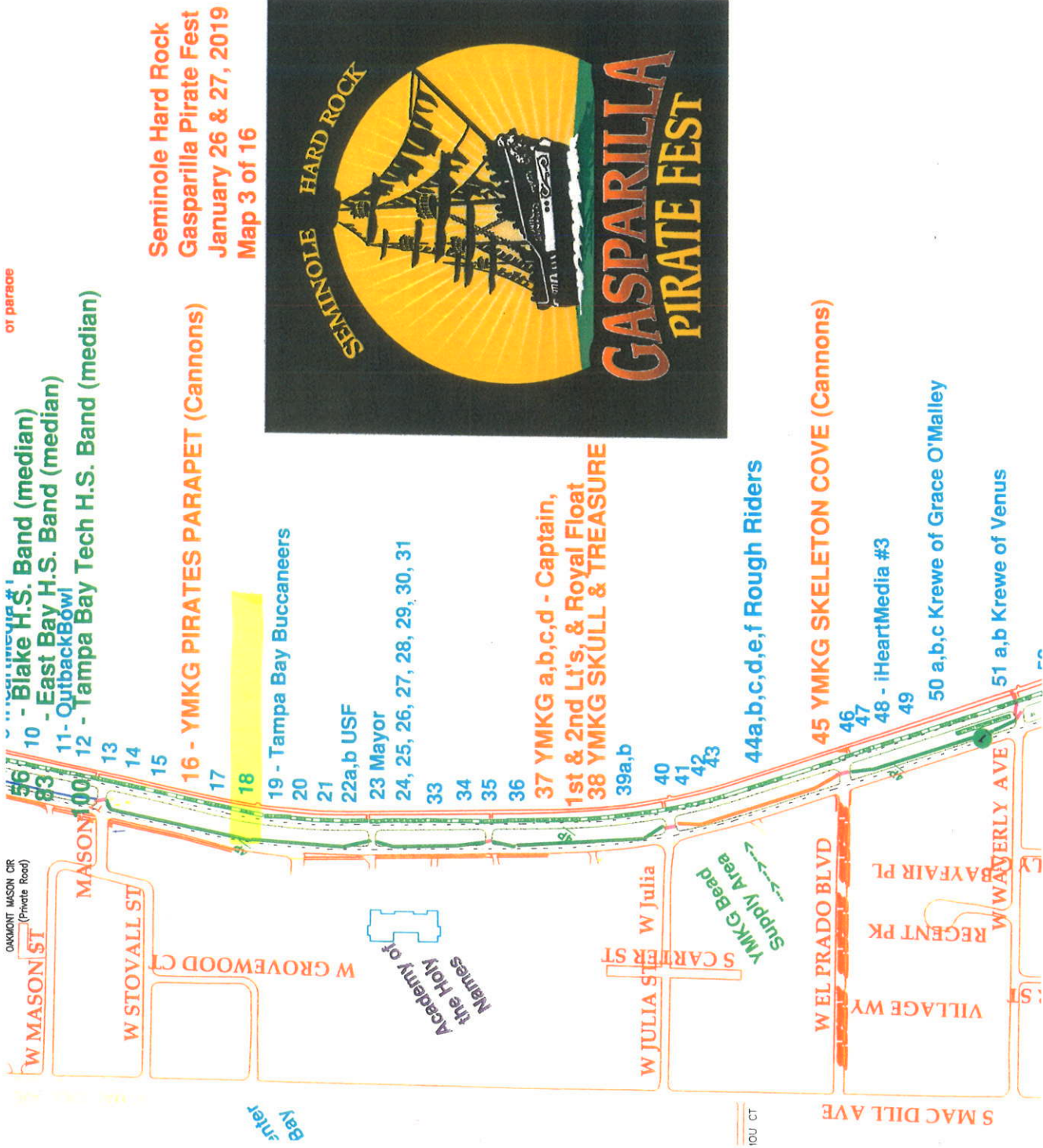


Donald J. Barnes
Executive Officer

cc: Mr. L. Gray Sanders – YMKG Parade Marshal Chairman
Tampa Police Department

DJB/ts
Enclosures

2019 parade entries info letters



6 - Blake H.S. Band (median)

10 - East Bay H.S. Band (median)

11 - Outback Bowl

12 - Tampa Bay Tech H.S. Band (median)

13

14

15

16 - YMKG PIRATES PARAPET (Cannons)

17

18

19 - Tampa Bay Buccaneers

20

21

22a,b USF

23 Mayor

24, 25, 26, 27, 28, 29, 30, 31

33

34

35

36

37 YMKG a,b,c,d - Captain,

1st & 2nd Lt's, & Royal Float

38 YMKG SKULL & TREASURE

39a,b

40

41

42

43

44a,b,c,d,e,f Rough Riders

45 YMKG SKELETON COVE (Cannons)

46

47

48 - iHeartMedia #3

49

50 a,b,c Krewe of Grace O'Malley

51

a,b Krewe of Venus



Seminole Hard Rock
 Gasparilla Pirate Fest
 January 26 & 27, 2019
 Map 3 of 16

DORRANT MASON CR (Private Road)

W MASON ST

MASON ST

W STOVALL ST

W GROVEWOOD CT

Academy of the Holy Names

W JULIA ST

YMKG Bead Supply Area

W EL PRADO BLVD

S MAC DILL AVE

VILLAGE WY

RECENT PK

BAYFAIR PL

W W AVERLY AVE

Bay enter

YOU CT



2016 GASPARILLA
PARADE OF THE PIRATES ...
presented by Ye Mystic Krewe of Gasparilla
Saturday, January 30, 2016 2 p.m. - 5 p.m.
Parade Map 15: Parade Disbanding Area
Cass Street - Ashley to Willow

Parade Crossing
4 Points
DISBANDING
NO 401

THE STRAZ CENTER

CASS ST BRIDGE

NORTH BOULEVARD

Entertainment &
Sponsor Bus
Load-in Enters at
Boulevard & to
Cass St

YMKG BUSES
FLOATS
YMKG DEN
YMKG BUSES

EDISON AVE
QUADRANT 4 BUSES

DELAWARE
QUADRANT 3 BUSES

GILCHRIST
QUADRANT 2 BUSES

NEWPORT
QUADRANT 1 BUSES

WILLOW AVE

CYPRESS STREET