



TRCH
January 2020 -
June 2021



MMATF
July 2020 -
June 2021



MMAT
July 2021 -
December 2022



MMTLP
October 2021 -
December 2022



MMTLP (ATS)
October 2021 -
December 2022



MMTLP ESI
January 2022 -
December 2022



MMTLP Total
Share Volume
October 2022 -
December 2022



OTC Transparency data is provided via <http://www.finra.org/industry/OTC-Transparency> and is copyrighted by FINRA 2023

The OTC (Non-ATS) Transparency Data - is aggregated non-ATS trade data reported by member firms to the FINRA equity trade reporting facilities (i.e., the Alternative Display Facility, the Trade Reporting Facilities, and the OTC Reporting Facility).

(ATS) Transparency Data - For trade data beginning on February 1, 2016, the Alternative Trading System (ATS) Transparency Data is aggregated trade data reported by ATSs to the FINRA equity trade reporting facilities (i.e., the Alternative Display Facility, the Trade Reporting Facilities, and the OTC Reporting Facility).


	2021 YTD Totals	2022 YTD Totals
OTC (Non-ATS) Transparency Data	• 78,088,667	• 152,670,046
(ATS) Transparency Data	• 7,319,820	• 86,508,976
Total Combined YTD	• 85,408,487	• 239,179,022
Total 2021 YTD Volume Reported On FINRA OTC Equities Data by Monthly Share Volume	85,408,487	Total 2022 YTD Volume Reported On FINRA OTC Equities Data by Monthly Share Volume
		166,586,513

Based on data reported to OTC(non-ATS) and ATS Transparency Data reported in FINRA Gateway
 VS


The YTD volume reported on FINRA.org Monthly Volume Reports
 2021 share imbalance 0

2022 share imbalance **72,592,509**

TRCH
January 2020 -
June 2021



MMATF
July 2020 -
June 2021




MMAT
July 2021 -
December 2022



MMTLP
October 2021 -
December 2022




MMTLP (ATS)
October 2021 -
December 2022



MMTLP ESI
January 2022 -
December 2022



MMTLP Total
Share Volume
October 2022 -
December 2022



OTC Transparency data is provided via <http://www.finra.org/industry/OTC-Transparency> and is copyrighted by FINRA 2023

The OTC (Non-ATS) Transparency Data - is aggregated non-ATS trade data reported by member firms to the FINRA equity trade reporting facilities (i.e., the Alternative Display Facility, the Trade Reporting Facilities, and the OTC Reporting Facility).

(ATS) Transparency Data - For trade data beginning on February 1, 2016, the Alternative Trading System (ATS) Transparency Data is aggregated trade data reported by ATSs to the FINRA equity trade reporting facilities (i.e., the Alternative Display Facility, the Trade Reporting Facilities, and the OTC Reporting Facility).

TRCH Reported Shares at **958,589,038**
on June 2021 (Close of Meta Material + Torchlight Energy Merger)

No Equity Short Interest Report for DECEMBER 2022

OTC (Non-ATS) Transparency Data FINRA Gateway <https://gateway.finra.org/app/>

The OTC (Non-ATS) Transparency Data is aggregated non-ATS trade data reported by member firms to the FINRA equity trade reporting facilities (i.e., the Alternative Display Facility, the Trade Reporting Facilities, and the OTC Reporting Facility). To initiate downloads, click on the download icon located to the right of each row.

<p>Jan 2020 TRCH NMS 2,508,520 3606</p>	<p>NMS TRCH Torchlight Energy Resources, Inc. Common Stock De Minimis Firms 2508520 3606 2020-03-02</p>
<p>Feb 2020 TRCH NMS 2,422,047 3109</p>	<p>NMS TRCH Torchlight Energy Resources, Inc. Common Stock De Minimis Firms 2422047 3109 2020-04-06</p>
<p>Mar 2020 TRCH NMS 3,358,042 2848</p>	<p>NMS TRCH Torchlight Energy Resources, Inc. Common Stock De Minimis Firms 3358042 2848 2020-05-04</p>
<p>April 2020 TRCH NMS 2,843,495 3819</p>	<p>NMS TRCH Torchlight Energy Resources, Inc. Common Stock De Minimis Firms 2843495 3819 2020-06-01</p>
<p>May 2020 TRCH NMS 5,800,983 8,968</p>	<p>NMS TRCH Torchlight Energy Resources, Inc. Common Stock De Minimis Firms 5800983 8968 2020-07-06</p>
<p>June 2020 TRCH NMS 12,967,069 12,311</p>	<p>NMS TRCH Torchlight Energy Resources, Inc. Common Stock De Minimis Firms 12967069 12311 2020-08-03</p>

OTC (Non-ATS) Transparency Data FINRA Gateway <https://gateway.finra.org/app/>

The OTC (Non-ATS) Transparency Data is aggregated non-ATS trade data reported by member firms to the FINRA equity trade reporting facilities (i.e., the Alternative Display Facility, the Trade Reporting Facilities, and the OTC Reporting Facility). To initiate downloads, click on the download icon located to the right of each row.

July 2020 TRCH
NMS
10,619,014
8,085

NMS	TRCH	Torchlight Energy Resources, Inc. Common Stock	De Minimis Firms	10619014	8085	2020-09-08
-----	------	--	------------------	----------	------	------------

Aug 2020 TRCH
NMS
15,934,084
12,980

NMS	TRCH	Torchlight Energy Resources, Inc. Common Stock	CITADEL SECURITIES LLC	6733978	4370	2020-10-05
NMS	TRCH	Torchlight Energy Resources, Inc. Common Stock	De Minimis Firms	3672101	3112	2020-10-05
NMS	TRCH	Torchlight Energy Resources, Inc. Common Stock	VIRTU AMERICAS LLC	5528005	5498	2020-10-05

Sept 2020 TRCH
NMS
20,297,671
12,650

NMS	TRCH	Torchlight Energy Resources, Inc. Common Stock	CITADEL SECURITIES LLC	9719215	5195	2020-11-02
NMS	TRCH	Torchlight Energy Resources, Inc. Common Stock	De Minimis Firms	4216714	2958	2020-11-02
NMS	TRCH	Torchlight Energy Resources, Inc. Common Stock	VIRTU AMERICAS LLC	6361742	4497	2020-11-02

Oct 2020 TRCH
NMS
19,127,763
13,482

NMS	TRCH	Torchlight Energy Resources, Inc. Common Stock	CITADEL SECURITIES LLC	9220712	5175	2020-12-07
NMS	TRCH	Torchlight Energy Resources, Inc. Common Stock	De Minimis Firms	9907051	8307	2020-12-07

Nov 2020 TRCH
NMS
10,921,022
8,574

NMS	TRCH	Torchlight Energy Resources, Inc. Common Stock	De Minimis Firms	10921022	8574	2021-01-04
-----	------	--	------------------	----------	------	------------

Dec 2020 TRCH
NMS
124,920,455
120,397

TRCH	Torchlight Energy Resources, Inc. Common Stock	CITADEL SECURITIES LLC	55637031	47555	2021-02-01
TRCH	Torchlight Energy Resources, Inc. Common Stock	De Minimis Firms	10245890	7776	2021-02-01
TRCH	Torchlight Energy Resources, Inc. Common Stock	G1 EXECUTION SERVICES, LLC	13102913	6598	2021-02-01
TRCH	Torchlight Energy Resources, Inc. Common Stock	TWO SIGMA SECURITIES, LLC	8444763	18570	2021-02-01
TRCH	Torchlight Energy Resources, Inc. Common Stock	VIRTU AMERICAS LLC	37489858	39898	2021-02-01

Jan 2021 TRCH
NMS
155,649,421
229,569

NMS	TRCH	Torchlight	Energy	Resources, Inc.	Common Stock	CITADEL SECURITIES LLC	67953520	67176	2021-03-01
NMS	TRCH	Torchlight	Energy	Resources, Inc.	Common Stock	De Minimis Firms	7455038	6058	2021-03-01
NMS	TRCH	Torchlight	Energy	Resources, Inc.	Common Stock	G1 EXECUTION SERVICES, LLC	13100621	16173	2021-03-01
NMS	TRCH	Torchlight	Energy	Resources, Inc.	Common Stock	JANE STREET CAPITAL, LLC	6323315	8859	2021-03-01
NMS	TRCH	Torchlight	Energy	Resources, Inc.	Common Stock	ROBINHOOD SECURITIES, LLC	21610	14170	2021-11-22
NMS	TRCH	Torchlight	Energy	Resources, Inc.	Common Stock	TWO SIGMA SECURITIES, LLC	7110314	30574	2021-03-01
NMS	TRCH	Torchlight	Energy	Resources, Inc.	Common Stock	VIRTU AMERICAS LLC	60395003	86559	2021-03-01

Feb 2021 TRCH
NMS
610,990,151
829,334

NMS	TRCH	Torchlight	Energy	Resources, Inc.	Common Stock	CITADEL SECURITIES LLC	291796149	403683	2021-04-05
NMS	TRCH	Torchlight	Energy	Resources, Inc.	Common Stock	COMHAR CAPITAL MARKETS, LLC	2119870	5557	2021-04-05
NMS	TRCH	Torchlight	Energy	Resources, Inc.	Common Stock	De Minimis Firms	919215	5427	2021-09-20
NMS	TRCH	Torchlight	Energy	Resources, Inc.	Common Stock	G1 EXECUTION SERVICES, LLC	14899266	43148	2021-04-05
NMS	TRCH	Torchlight	Energy	Resources, Inc.	Common Stock	HRT EXECUTION SERVICES LLC	1536609	7745	2021-04-05
NMS	TRCH	Torchlight	Energy	Resources, Inc.	Common Stock	JANE STREET CAPITAL, LLC	27156522	52580	2021-04-05
NMS	TRCH	Torchlight	Energy	Resources, Inc.	Common Stock	ROBINHOOD SECURITIES, LLC	133481	107083	2021-11-22
NMS	TRCH	Torchlight	Energy	Resources, Inc.	Common Stock	TWO SIGMA SECURITIES, LLC	32497308	123689	2021-04-05
NMS	TRCH	Torchlight	Energy	Resources, Inc.	Common Stock	UBS SECURITIES LLC	18500557	24479	2021-04-05
NMS	TRCH	Torchlight	Energy	Resources, Inc.	Common Stock	VIRTU AMERICAS LLC	215315641	417413	2021-04-05
NMS	TRCH	Torchlight	Energy	Resources, Inc.	Common Stock	WOLVERINE SECURITIES, LLC	6115533	4575	2021-04-05

Mar 2021 TRCH
NMS
240,826,519
545,609

NMS	TRCH	Torchlight	Energy	Resources, Inc.	Common Stock	CITADEL SECURITIES LLC	120427813	174663	2021-05-03
NMS	TRCH	Torchlight	Energy	Resources, Inc.	Common Stock	De Minimis Firms	3093191	8389	2021-05-03
NMS	TRCH	Torchlight	Energy	Resources, Inc.	Common Stock	G1 EXECUTION SERVICES, LLC	5945317	18223	2021-05-03
NMS	TRCH	Torchlight	Energy	Resources, Inc.	Common Stock	JANE STREET CAPITAL, LLC	12077198	32895	2021-05-03
NMS	TRCH	Torchlight	Energy	Resources, Inc.	Common Stock	ROBINHOOD SECURITIES, LLC	53237	45819	2021-11-22
NMS	TRCH	Torchlight	Energy	Resources, Inc.	Common Stock	TWO SIGMA SECURITIES, LLC	13626464	57180	2021-05-03
NMS	TRCH	Torchlight	Energy	Resources, Inc.	Common Stock	UBS SECURITIES LLC	9141781	12441	2021-05-03
NMS	TRCH	Torchlight	Energy	Resources, Inc.	Common Stock	VIRTU AMERICAS LLC	76461518	195999	2021-05-03

April 2021 TRCH
NMS
82,461,759
191,815

NMS	TRCH	Torchlight	Energy	Resources, Inc.	Common Stock	CITADEL SECURITIES LLC	43872047	63875	2021-06-07
NMS	TRCH	Torchlight	Energy	Resources, Inc.	Common Stock	De Minimis Firms	3791445	5819	2021-06-07
NMS	TRCH	Torchlight	Energy	Resources, Inc.	Common Stock	G1 EXECUTION SERVICES, LLC	3945564	7048	2021-06-07
NMS	TRCH	Torchlight	Energy	Resources, Inc.	Common Stock	JANE STREET CAPITAL, LLC	2947485	12374	2021-06-07
NMS	TRCH	Torchlight	Energy	Resources, Inc.	Common Stock	ROBINHOOD SECURITIES, LLC	19022	16354	2021-11-22
NMS	TRCH	Torchlight	Energy	Resources, Inc.	Common Stock	TWO SIGMA SECURITIES, LLC	3543692	11341	2021-06-07
NMS	TRCH	Torchlight	Energy	Resources, Inc.	Common Stock	VIRTU AMERICAS LLC	24342504	75004	2021-06-07

May 2021 TRCH
NMS
61,670,692
122,316

NMS	TRCH	Torchlight	Energy	Resources, Inc.	Common Stock	CITADEL SECURITIES LLC	30117437	42202	2021-07-06
NMS	TRCH	Torchlight	Energy	Resources, Inc.	Common Stock	De Minimis Firms	2476020	3749	2021-07-06
NMS	TRCH	Torchlight	Energy	Resources, Inc.	Common Stock	G1 EXECUTION SERVICES, LLC	5237925	8741	2021-07-06
NMS	TRCH	Torchlight	Energy	Resources, Inc.	Common Stock	JANE STREET CAPITAL, LLC	2273900	7061	2021-07-06
NMS	TRCH	Torchlight	Energy	Resources, Inc.	Common Stock	ROBINHOOD SECURITIES, LLC	12190	10627	2022-05-24
NMS	TRCH	Torchlight	Energy	Resources, Inc.	Common Stock	TWO SIGMA SECURITIES, LLC	2746367	8191	2021-07-06
NMS	TRCH	Torchlight	Energy	Resources, Inc.	Common Stock	VIRTU AMERICAS LLC	18806853	41745	2021-07-06

June 2021 TRCH
NMS
958,589,038
2,499,167

NMS	TRCH	Torchlight	Energy	Resources, Inc.	Common Stock	CITADEL SECURITIES LLC	329478323	687200	2021-08-02
NMS	TRCH	Torchlight	Energy	Resources, Inc.	Common Stock	COMHAR CAPITAL MARKETS, LLC	13636236	44003	2021-08-02
NMS	TRCH	Torchlight	Energy	Resources, Inc.	Common Stock	De Minimis Firms	9306315	12653	2021-08-02
NMS	TRCH	Torchlight	Energy	Resources, Inc.	Common Stock	G1 EXECUTION SERVICES, LLC	104663384	268373	2021-08-02
NMS	TRCH	Torchlight	Energy	Resources, Inc.	Common Stock	HRT EXECUTION SERVICES LLC	5149493	29918	2021-08-02
NMS	TRCH	Torchlight	Energy	Resources, Inc.	Common Stock	JANE STREET CAPITAL, LLC	44697699	108276	2021-08-02
NMS	TRCH	Torchlight	Energy	Resources, Inc.	Common Stock	NATIONAL FINANCIAL SERVICES LLC	7044	6678	2021-08-02
NMS	TRCH	Torchlight	Energy	Resources, Inc.	Common Stock	ROBINHOOD SECURITIES, LLC	272868	243555	2022-05-24
NMS	TRCH	Torchlight	Energy	Resources, Inc.	Common Stock	TWO SIGMA SECURITIES, LLC	69372581	247724	2021-08-02
NMS	TRCH	Torchlight	Energy	Resources, Inc.	Common Stock	UBS SECURITIES LLC	37667070	53280	2021-08-02
NMS	TRCH	Torchlight	Energy	Resources, Inc.	Common Stock	VIRTU AMERICAS LLC	344338025	797507	2021-08-02

**OTC (Non-ATS)
Transparency Data
FINRA Gateway
<https://gateway.finra.org/app/>**

The OTC (Non-ATS) Transparency Data is aggregated non-ATS trade data reported by member firms to the FINRA equity trade reporting facilities (i.e., the Alternative Display Facility, the Trade Reporting Facilities, and the OTC Reporting Facility). To initiate downloads, click on the download icon located to the right of each row.

**OTC (Non-ATS)
Transparency Data
FINRA Gateway
<https://gateway.finra.org/app/>**

The OTC (Non-ATS) Transparency Data is aggregated non-ATS trade data reported by member firms to the FINRA equity trade reporting facilities (i.e., the Alternative Display Facility, the Trade Reporting Facilities, and the OTC Reporting Facility). To initiate downloads, click on the download icon located to the right of each row.

<p>July 2020 MMATF OTCE 1,289 2</p>	<p>OTCE MMATF Metamaterial Inc. Common Shares (Canada) De Minimis Firms 1289 2 2020-09-08</p>
<p>Aug 2020 MMATF OTCE 8,383 15</p>	<p>OTCE MMATF Metamaterial Inc. Common Shares (Canada) De Minimis Firms 8383 15 2020-10-05</p>
<p>Sept 2020 MMATF OTCE 11,563 11</p>	<p>OTCE MMATF Metamaterial Inc. Common Shares (Canada) De Minimis Firms 11563 11 2020-11-02</p>
<p>OCT 2020 MMATF OTCE 24,955 19</p>	<p>OTCE MMATF Metamaterial Inc. Common Shares (Canada) De Minimis Firms 24955 19 2020-12-07</p>
<p>Nov 2020 MMATF OTCE 21,357 20</p>	<p>OTCE MMATF Metamaterial Inc. Common Shares (Canada) De Minimis Firms 21357 20 2021-01-04</p>
<p>Dec 2020 MMATF OTCE 43,681 58</p>	<p>OTCE MMATF Metamaterial Inc. Common Shares (Canada) De Minimis Firms 43681 58 2021-02-01</p>

**OTC (Non-ATS)
Transparency Data
FINRA Gateway
<https://gateway.finra.org/app/>**

The OTC (Non-ATS) Transparency Data is aggregated non-ATS trade data reported by member firms to the FINRA equity trade reporting facilities (i.e., the Alternative Display Facility, the Trade Reporting Facilities, and the OTC Reporting Facility). To initiate downloads, click on the download icon located to the right of each row.

Jan 2021 MMATF
OTCE
197,594
214

OTCE	MMATF	Metamaterial Inc. Common Shares (Canada)	De Minimis Firms	197594	214	2021-03-01
------	-------	--	------------------	--------	-----	------------

Feb 2021 MMATF
OTCE
3,427,322
6,409

OTCE	MMATF	Metamaterial Inc. Common Shares (Canada)	De Minimis Firms	3427322	6409	2021-04-05
------	-------	--	------------------	---------	------	------------

March 2020 MMATF
OTCE
3,884,240
10,244

OTCE	MMATF	Metamaterial Inc. Common Shares (Canada)	De Minimis Firms	3884240	10244	2021-05-03
------	-------	--	------------------	---------	-------	------------

April 2021 MMATF
OTCE
1,706,519
4,749

OTCE	MMATF	Metamaterial Inc. Common Shares (Canada)	De Minimis Firms	1706519	4749	2021-06-07
------	-------	--	------------------	---------	------	------------

May 2021 MMATF
OTCE
1,079,904
3,070

OTCE	MMATF	Metamaterial Inc. Common Shares (Canada)	De Minimis Firms	1079904	3070	2021-07-06
------	-------	--	------------------	---------	------	------------

June 2021 MMATF
OTCE
8,192,507
23,636

OTCE	MMATF	Metamaterial Inc. Common Shares (Canada)	CANACCORD GENUITY LLC	2105043	7093	2021-08-02
OTCE	MMATF	Metamaterial Inc. Common Shares (Canada)	CITADEL SECURITIES LLC	1997379	6310	2021-08-02
OTCE	MMATF	Metamaterial Inc. Common Shares (Canada)	De Minimis Firms	1993114	3909	2021-08-02
OTCE	MMATF	Metamaterial Inc. Common Shares (Canada)	STONEX FINANCIAL INC.	2096971	6324	2021-08-02

July 2021 MMAT
NMS
260,224,891
759,863

NMS	MMAT	Meta Materials Inc.	Common Stock	CITADEL SECURITIES LLC	97719564	233987	2021-09-07
NMS	MMAT	Meta Materials Inc.	Common Stock	De Minimis Firms	1617559	7418	2022-02-17
NMS	MMAT	Meta Materials Inc.	Common Stock	G1 EXECUTION SERVICES, LLC	27250381	69692	2021-09-07
NMS	MMAT	Meta Materials Inc.	Common Stock	JANE STREET CAPITAL, LLC	11603829	36931	2021-09-07
NMS	MMAT	Meta Materials Inc.	Common Stock	ROBINHOOD SECURITIES, LLC	90499	81558	2022-05-24
NMS	MMAT	Meta Materials Inc.	Common Stock	TWO SIGMA SECURITIES, LLC	23615451	77029	2021-09-07
NMS	MMAT	Meta Materials Inc.	Common Stock	UBS SECURITIES LLC	7386759	11152	2021-09-07
NMS	MMAT	Meta Materials Inc.	Common Stock	VIRTU AMERICAS LLC	90940849	242096	2021-09-07

Aug 2021 MMAT
NMS
202,862,055
573,046

NMS	MMAT	Meta Materials Inc.	Common Stock	CITADEL SECURITIES LLC	84194457	171233	2021-10-04
NMS	MMAT	Meta Materials Inc.	Common Stock	De Minimis Firms	2714074	8210	2022-02-28
NMS	MMAT	Meta Materials Inc.	Common Stock	G1 EXECUTION SERVICES, LLC	21469098	34916	2021-10-04
NMS	MMAT	Meta Materials Inc.	Common Stock	HRT EXECUTION SERVICES LLC	1447761	7737	2021-10-04
NMS	MMAT	Meta Materials Inc.	Common Stock	JANE STREET CAPITAL, LLC	10916957	33530	2021-10-04
NMS	MMAT	Meta Materials Inc.	Common Stock	ROBINHOOD SECURITIES, LLC	61958	57437	2022-05-24
NMS	MMAT	Meta Materials Inc.	Common Stock	TWO SIGMA SECURITIES, LLC	12408248	36788	2021-10-04
NMS	MMAT	Meta Materials Inc.	Common Stock	UBS SECURITIES LLC	5382442	9158	2021-10-04
NMS	MMAT	Meta Materials Inc.	Common Stock	VIRTU AMERICAS LLC	64267060	214037	2021-10-04

Sept 2021 MMAT
NMS
241,024,885
602,763

NMS	MMAT	Meta Materials Inc.	Common Stock	CITADEL SECURITIES LLC	104764226	189605	2021-11-01
NMS	MMAT	Meta Materials Inc.	Common Stock	DRIVEWEALTH INSTITUTIONAL LLC	400218	5483	2021-11-01
NMS	MMAT	Meta Materials Inc.	Common Stock	DRIVEWEALTH, LLC	4601	4601	2022-02-28
NMS	MMAT	Meta Materials Inc.	Common Stock	De Minimis Firms	8799902	8549	2021-11-01
NMS	MMAT	Meta Materials Inc.	Common Stock	G1 EXECUTION SERVICES, LLC	22202084	25788	2021-11-01
NMS	MMAT	Meta Materials Inc.	Common Stock	HRT EXECUTION SERVICES LLC	1983576	11484	2021-11-01
NMS	MMAT	Meta Materials Inc.	Common Stock	JANE STREET CAPITAL, LLC	15076284	32175	2021-11-01
NMS	MMAT	Meta Materials Inc.	Common Stock	ROBINHOOD SECURITIES, LLC	55456	51621	2022-05-24
NMS	MMAT	Meta Materials Inc.	Common Stock	TWO SIGMA SECURITIES, LLC	11773634	22937	2021-11-01
NMS	MMAT	Meta Materials Inc.	Common Stock	UBS SECURITIES LLC	5782806	9044	2021-11-01
NMS	MMAT	Meta Materials Inc.	Common Stock	VIRTU AMERICAS LLC	70182098	241476	2021-11-01

Oct 2021 MMAT
NMS
81,359,678
258,305

NMS	MMAT	Meta Materials Inc.	Common Stock	CITADEL SECURITIES LLC	35245597	72908	2021-12-06
NMS	MMAT	Meta Materials Inc.	Common Stock	De Minimis Firms	3626411	13677	2022-02-24
NMS	MMAT	Meta Materials Inc.	Common Stock	G1 EXECUTION SERVICES, LLC	8232381	9824	2021-12-06
NMS	MMAT	Meta Materials Inc.	Common Stock	JANE STREET CAPITAL, LLC	5555958	15412	2021-12-06
NMS	MMAT	Meta Materials Inc.	Common Stock	ROBINHOOD SECURITIES, LLC	25333	23438	2022-05-23
NMS	MMAT	Meta Materials Inc.	Common Stock	TWO SIGMA SECURITIES, LLC	3217261	10922	2021-12-06
NMS	MMAT	Meta Materials Inc.	Common Stock	VIRTU AMERICAS LLC	25456737	112124	2021-12-06

Nov 2021 MMAT
NMS
69,234,691
214,251

NMS	MMAT	Meta Materials Inc.	Common Stock	CITADEL SECURITIES LLC	28724879	58920	2022-01-03
NMS	MMAT	Meta Materials Inc.	Common Stock	De Minimis Firms	5005656	13091	2022-01-03
NMS	MMAT	Meta Materials Inc.	Common Stock	G1 EXECUTION SERVICES, LLC	6800191	9068	2022-01-03
NMS	MMAT	Meta Materials Inc.	Common Stock	JANE STREET CAPITAL, LLC	5071032	13478	2022-01-03
NMS	MMAT	Meta Materials Inc.	Common Stock	ROBINHOOD SECURITIES, LLC	20563	19215	2022-05-23
NMS	MMAT	Meta Materials Inc.	Common Stock	TWO SIGMA SECURITIES, LLC	3347708	20466	2022-01-03
NMS	MMAT	Meta Materials Inc.	Common Stock	VIRTU AMERICAS LLC	20264662	80013	2022-01-03

OTC (Non-ATS) Transparency Data FINRA Gateway <https://gateway.finra.org/app/>

The OTC (Non-ATS) Transparency Data is aggregated non-ATS trade data reported by member firms to the FINRA equity trade reporting facilities (i.e., the Alternative Display Facility, the Trade Reporting Facilities, and the OTC Reporting Facility). To initiate downloads, click on the download icon located to the right of each row.

Dec 2021 MMAT
NMS
59,605,290
155,439

NMS	MMAT	Meta Materials Inc. Common Stock	CITADEL SECURITIES LLC	26247666	45714	2022-02-07
NMS	MMAT	Meta Materials Inc. Common Stock	De Minimis Firms	4579044	10072	2022-03-11
NMS	MMAT	Meta Materials Inc. Common Stock	G1 EXECUTION SERVICES, LLC	6824643	14111	2022-02-07
NMS	MMAT	Meta Materials Inc. Common Stock	JANE STREET CAPITAL, LLC	3841452	8293	2022-02-07
NMS	MMAT	Meta Materials Inc. Common Stock	ROBINHOOD SECURITIES, LLC	15264	13868	2022-02-07
NMS	MMAT	Meta Materials Inc. Common Stock	TWO SIGMA SECURITIES, LLC	2851129	8639	2022-02-07
NMS	MMAT	Meta Materials Inc. Common Stock	VIRTU AMERICAS LLC	15246092	54742	2022-02-07

Jan 2022 MMAT
NMS
46,805,599
139,987

NMS	MMAT	Meta Materials Inc. Common Stock	CITADEL SECURITIES LLC	20112185	39949	2022-03-07
NMS	MMAT	Meta Materials Inc. Common Stock	De Minimis Firms	3504731	7867	2022-03-07
NMS	MMAT	Meta Materials Inc. Common Stock	G1 EXECUTION SERVICES, LLC	5622626	12732	2022-03-07
NMS	MMAT	Meta Materials Inc. Common Stock	JANE STREET CAPITAL, LLC	3294127	8724	2022-03-07
NMS	MMAT	Meta Materials Inc. Common Stock	ROBINHOOD SECURITIES, LLC	19485	17441	2022-03-07
NMS	MMAT	Meta Materials Inc. Common Stock	TWO SIGMA SECURITIES, LLC	2590180	9771	2022-03-07
NMS	MMAT	Meta Materials Inc. Common Stock	VIRTU AMERICAS LLC	11662265	43503	2022-03-07

Feb 2022 MMAT
NMS
43,790,625
100,304

NMS	MMAT	Meta Materials Inc. Common Stock	CITADEL SECURITIES LLC	16444967	24756	2022-04-04
NMS	MMAT	Meta Materials Inc. Common Stock	De Minimis Firms	5026852	10073	2022-12-29
NMS	MMAT	Meta Materials Inc. Common Stock	G1 EXECUTION SERVICES, LLC	6174581	9256	2022-04-04
NMS	MMAT	Meta Materials Inc. Common Stock	JANE STREET CAPITAL, LLC	4424630	10371	2022-04-04
NMS	MMAT	Meta Materials Inc. Common Stock	ROBINHOOD SECURITIES, LLC	10736	9607	2022-04-04
NMS	MMAT	Meta Materials Inc. Common Stock	VIRTU AMERICAS LLC	11708859	36241	2022-04-04

March 2022 MMAT
NMS
60,996,110
123,698

NMS	MMAT	Meta Materials Inc. Common Stock	CITADEL SECURITIES LLC	22389562	28991	2022-05-02
NMS	MMAT	Meta Materials Inc. Common Stock	De Minimis Firms	3922693	7118	2023-01-03
NMS	MMAT	Meta Materials Inc. Common Stock	G1 EXECUTION SERVICES, LLC	8499041	11247	2022-05-02
NMS	MMAT	Meta Materials Inc. Common Stock	JANE STREET CAPITAL, LLC	6967567	16457	2022-05-02
NMS	MMAT	Meta Materials Inc. Common Stock	ROBINHOOD SECURITIES, LLC	15732	14076	2022-05-02
NMS	MMAT	Meta Materials Inc. Common Stock	TWO SIGMA SECURITIES, LLC	2785987	10227	2022-05-02
NMS	MMAT	Meta Materials Inc. Common Stock	VIRTU AMERICAS LLC	16415528	35582	2022-05-02

April 2022 MMAT
NMS
38,824,593
87,825

NMS	MMAT	Meta Materials Inc. Common Stock	CITADEL SECURITIES LLC	15325647	28758	2022-06-06
NMS	MMAT	Meta Materials Inc. Common Stock	De Minimis Firms	4005631	8269	2022-06-06
NMS	MMAT	Meta Materials Inc. Common Stock	G1 EXECUTION SERVICES, LLC	4861393	5293	2022-06-06
NMS	MMAT	Meta Materials Inc. Common Stock	JANE STREET CAPITAL, LLC	5039231	11300	2022-06-06
NMS	MMAT	Meta Materials Inc. Common Stock	ROBINHOOD SECURITIES, LLC	12255	9352	2022-06-06
NMS	MMAT	Meta Materials Inc. Common Stock	VIRTU AMERICAS LLC	9580436	24853	2022-06-06

OTC (Non-ATS) Transparency Data FINRA Gateway <https://gateway.finra.org/app/>

The OTC (Non-ATS) Transparency Data is aggregated non-ATS trade data reported by member firms to the FINRA equity trade reporting facilities (i.e., the Alternative Display Facility, the Trade Reporting Facilities, and the OTC Reporting Facility). To initiate downloads, click on the download icon located to the right of each row.

May 2022 MMAT
NMS
38,621,169
85,578

NMS	MMAT	Meta Materials Inc. Common Stock	CITADEL SECURITIES LLC	17132667	33172	2022-07-05
NMS	MMAT	Meta Materials Inc. Common Stock	De Minimis Firms	3502445	6193	2022-10-28
NMS	MMAT	Meta Materials Inc. Common Stock	G1 EXECUTION SERVICES, LLC	4890693	5201	2022-07-05
NMS	MMAT	Meta Materials Inc. Common Stock	JANE STREET CAPITAL, LLC	3927484	8245	2022-07-05
NMS	MMAT	Meta Materials Inc. Common Stock	ROBINHOOD SECURITIES, LLC	11288	9779	2022-07-05
NMS	MMAT	Meta Materials Inc. Common Stock	VIRTU AMERICAS LLC	9156592	22988	2022-07-05

June 2022 MMAT
NMS
76,217,356
126,510

NMS	MMAT	Meta Materials Inc. Common Stock	CITADEL SECURITIES LLC	32958888	42168	2022-08-01
NMS	MMAT	Meta Materials Inc. Common Stock	De Minimis Firms	7874515	10609	2022-08-01
NMS	MMAT	Meta Materials Inc. Common Stock	G1 EXECUTION SERVICES, LLC	8954140	13776	2022-08-01
NMS	MMAT	Meta Materials Inc. Common Stock	JANE STREET CAPITAL, LLC	7591379	12853	2022-08-01
NMS	MMAT	Meta Materials Inc. Common Stock	ROBINHOOD SECURITIES, LLC	10993	8279	2022-08-01
NMS	MMAT	Meta Materials Inc. Common Stock	VIRTU AMERICAS LLC	18827441	38825	2022-08-01

July 2022 MMAT
NMS
45,423,782
82,350

NMS	MMAT	Meta Materials Inc. Common Stock	CITADEL SECURITIES LLC	19065314	31365	2022-09-06
NMS	MMAT	Meta Materials Inc. Common Stock	De Minimis Firms	4692183	5905	2022-09-06
NMS	MMAT	Meta Materials Inc. Common Stock	G1 EXECUTION SERVICES, LLC	4527013	4212	2022-09-06
NMS	MMAT	Meta Materials Inc. Common Stock	JANE STREET CAPITAL, LLC	4943533	9550	2022-09-06
NMS	MMAT	Meta Materials Inc. Common Stock	ROBINHOOD SECURITIES, LLC	6871	6220	2022-09-06
NMS	MMAT	Meta Materials Inc. Common Stock	VIRTU AMERICAS LLC	12188868	25098	2022-09-06

Aug 2022 MMAT
NMS
56,547,678
86,461

NMS	MMAT	Meta Materials Inc. Common Stock	CITADEL SECURITIES LLC	22697223	32095	2022-10-03
NMS	MMAT	Meta Materials Inc. Common Stock	De Minimis Firms	13824998	10952	2022-10-03
NMS	MMAT	Meta Materials Inc. Common Stock	JANE STREET CAPITAL, LLC	4614918	7808	2022-10-03
NMS	MMAT	Meta Materials Inc. Common Stock	ROBINHOOD SECURITIES, LLC	6678	6153	2022-10-03
NMS	MMAT	Meta Materials Inc. Common Stock	VIRTU AMERICAS LLC	15403861	29453	2022-10-03

Sept 2022 MMAT
NMS
53,760,159
54,830

NMS	MMAT	Meta Materials Inc. Common Stock	CITADEL SECURITIES LLC	19951774	18990	2022-11-07
NMS	MMAT	Meta Materials Inc. Common Stock	De Minimis Firms	15107466	8040	2022-11-07
NMS	MMAT	Meta Materials Inc. Common Stock	JANE STREET CAPITAL, LLC	4615495	7232	2022-11-07
NMS	MMAT	Meta Materials Inc. Common Stock	VIRTU AMERICAS LLC	14085424	20568	2022-11-07

Oct 2022 MMAT
NMS
149,597,727
172,374

NMS	MMAT	Meta Materials Inc. Common Stock	CITADEL SECURITIES LLC	58474637	53571	2022-12-05
NMS	MMAT	Meta Materials Inc. Common Stock	De Minimis Firms	5513443	9829	2022-12-05
NMS	MMAT	Meta Materials Inc. Common Stock	G1 EXECUTION SERVICES, LLC	18291072	11358	2022-12-05
NMS	MMAT	Meta Materials Inc. Common Stock	JANE STREET CAPITAL, LLC	19834148	31003	2022-12-05
NMS	MMAT	Meta Materials Inc. Common Stock	ROBINHOOD SECURITIES, LLC	9540	6891	2022-12-05
NMS	MMAT	Meta Materials Inc. Common Stock	TWO SIGMA SECURITIES, LLC	8257227	4575	2022-12-05
NMS	MMAT	Meta Materials Inc. Common Stock	VIRTU AMERICAS LLC	39217660	55147	2022-12-05

OTC (Non-ATS) Transparency Data FINRA Gateway <https://gateway.finra.org/app/>

The OTC (Non-ATS) Transparency Data is aggregated non-ATS trade data reported by member firms to the FINRA equity trade reporting facilities (i.e., the Alternative Display Facility, the Trade Reporting Facilities, and the OTC Reporting Facility). To initiate downloads, click on the download icon located to the right of each row.

**OTC (Non-ATS)
Transparency Data
FINRA Gateway
<https://gateway.finra.org/app/>**

The OTC (Non-ATS) Transparency Data is aggregated non-ATS trade data reported by member firms to the FINRA equity trade reporting facilities (i.e., the Alternative Display Facility, the Trade Reporting Facilities, and the OTC Reporting Facility). To initiate downloads, click on the download icon located to the right of each row.

Oct 2021 MMTLP
OTCE
39,991,212
90,603

OTCE	MMTLP	META	MATLS	INC	PFD	SER	A	De Minimis Firms	4725121	5841	2021-12-06
OTCE	MMTLP	META	MATLS	INC	PFD	SER	A	G1 EXECUTION SERVICES, LLC	4008539	14065	2021-12-06
OTCE	MMTLP	META	MATLS	INC	PFD	SER	A	GTS SECURITIES LLC	23938876	50305	2021-12-06
OTCE	MMTLP	META	MATLS	INC	PFD	SER	A	STONEX FINANCIAL INC.	1907716	7536	2021-12-06
OTCE	MMTLP	META	MATLS	INC	PFD	SER	A	VIRTU AMERICAS LLC	5410960	12856	2021-12-06

Nov 2021 MMTLP
OTCE
16,336,232
43,903

OTCE	MMTLP	META	MATLS	INC	PFD	SER	A	De Minimis Firms	3180185	7811	2022-02-01
OTCE	MMTLP	META	MATLS	INC	PFD	SER	A	G1 EXECUTION SERVICES, LLC	3989439	12291	2022-01-03
OTCE	MMTLP	META	MATLS	INC	PFD	SER	A	GTS SECURITIES LLC	5552441	13169	2022-01-03
OTCE	MMTLP	META	MATLS	INC	PFD	SER	A	VIRTU AMERICAS LLC	3614167	10632	2022-01-03

Dec 2021 MMTLP
OTCE
21,761,223
33,087

OTCE	MMTLP	META	MATLS	INC	PFD	SER	A	De Minimis Firms	5677200	5331	2022-02-07
OTCE	MMTLP	META	MATLS	INC	PFD	SER	A	G1 EXECUTION SERVICES, LLC	5056844	10914	2022-02-07
OTCE	MMTLP	META	MATLS	INC	PFD	SER	A	GTS SECURITIES LLC	7407841	9863	2022-02-07
OTCE	MMTLP	META	MATLS	INC	PFD	SER	A	VIRTU AMERICAS LLC	3619338	6979	2022-02-07

Jan 2022 MMTLP
OTCE
10,506,737
25,297

OTCE	MMTLP	META	MATLS	INC	PFD	SER	A	De Minimis Firms	2006476	4675	2022-03-07
OTCE	MMTLP	META	MATLS	INC	PFD	SER	A	G1 EXECUTION SERVICES, LLC	2607516	9197	2022-03-07
OTCE	MMTLP	META	MATLS	INC	PFD	SER	A	GTS SECURITIES LLC	2486696	6322	2022-03-07
OTCE	MMTLP	META	MATLS	INC	PFD	SER	A	VIRTU AMERICAS LLC	3406049	5103	2022-03-07

Feb 2022 MMTLP
OTCE
12,808,742
21,012

OTCE	MMTLP	META	MATLS	INC	PFD	SER	A	De Minimis Firms	4031656	4813	2022-04-04
OTCE	MMTLP	META	MATLS	INC	PFD	SER	A	G1 EXECUTION SERVICES, LLC	2386844	4595	2022-04-04
OTCE	MMTLP	META	MATLS	INC	PFD	SER	A	GTS SECURITIES LLC	2853129	5174	2022-04-04
OTCE	MMTLP	META	MATLS	INC	PFD	SER	A	VIRTU AMERICAS LLC	3537113	6430	2022-04-04

March 2022 MMTLP
OTCE
13,306,032
22,461

OTCE	MMTLP	META	MATLS	INC	PFD	SER	A	De Minimis Firms	3524545	4628	2022-05-02
OTCE	MMTLP	META	MATLS	INC	PFD	SER	A	G1 EXECUTION SERVICES, LLC	3214506	4908	2022-05-02
OTCE	MMTLP	META	MATLS	INC	PFD	SER	A	GTS SECURITIES LLC	2927647	5388	2022-05-02
OTCE	MMTLP	META	MATLS	INC	PFD	SER	A	VIRTU AMERICAS LLC	3639334	7537	2022-05-02

**OTC (Non-ATS)
Transparency Data
FINRA Gateway
<https://gateway.finra.org/app/>**

The OTC (Non-ATS) Transparency Data is aggregated non-ATS trade data reported by member firms to the FINRA equity trade reporting facilities (i.e., the Alternative Display Facility, the Trade Reporting Facilities, and the OTC Reporting Facility). To initiate downloads, click on the download icon located to the right of each row.

<p>April 2022 MMTLP OTCE 7,893,686 13,241</p>	<p>OTCE MMTLP META MATLS INC PFD SER A De Minimis Firms 7893686 13241 2022-06-06</p>
<p>May 2022 MMTLP OTCE 5,074,474 12,810</p>	<p>OTCE MMTLP META MATLS INC PFD SER A De Minimis Firms 5074474 12810 2022-07-05</p>
<p>June 2022 MMTLP OTCE 6,810,590 11,663</p>	<p>OTCE MMTLP META MATLS INC PFD SER A De Minimis Firms 6810590 11663 2022-08-01</p>
<p>July 2022 MMTLP OTCE 7,044,290 11,479</p>	<p>OTCE MMTLP META MATLS INC PFD SER A De Minimis Firms 7044290 11479 2022-09-06</p>
<p>Aug 2022 MMTLP OTCE 6,410,691 16,076</p>	<p>OTCE MMTLP META MATLS INC PFD SER A De Minimis Firms 4528374 11197 2022-10-03 OTCE MMTLP META MATLS INC PFD SER A GTS SECURITIES LLC 1882317 4879 2022-10-03</p>
<p>Sept 2022 MMTLP OTCE 4,914,948 11,124</p>	<p>OTCE MMTLP META MATLS INC PFD SER A De Minimis Firms 4914948 11124 2022-11-07</p>

**OTC (Non-ATS)
Transparency Data
FINRA Gateway
<https://gateway.finra.org/app/>**

The OTC (Non-ATS) Transparency Data is aggregated non-ATS trade data reported by member firms to the FINRA equity trade reporting facilities (i.e., the Alternative Display Facility, the Trade Reporting Facilities, and the OTC Reporting Facility). To initiate downloads, click on the download icon located to the right of each row.

Nov 2022 MMAT
NMS
203,855,805
334,820

NMS	MMAT	Meta Materials Inc. Common Stock	CITADEL SECURITIES LLC	85253571	97703	2023-01-03
NMS	MMAT	Meta Materials Inc. Common Stock	DRIVEWEALTH INSTITUTIONAL LLC	957015	7424	2023-01-03
NMS	MMAT	Meta Materials Inc. Common Stock	De Minimis Firms	8326439	17028	2023-01-03
NMS	MMAT	Meta Materials Inc. Common Stock	G1 EXECUTION SERVICES, LLC	23888295	33474	2023-01-03
NMS	MMAT	Meta Materials Inc. Common Stock	JANE STREET CAPITAL, LLC	25242295	48233	2023-01-03
NMS	MMAT	Meta Materials Inc. Common Stock	ROBINHOOD SECURITIES, LLC	21850	17934	2023-01-03
NMS	MMAT	Meta Materials Inc. Common Stock	TWO SIGMA SECURITIES, LLC	7723535	9617	2023-01-03
NMS	MMAT	Meta Materials Inc. Common Stock	VIRTU AMERICAS LLC	52442805	103407	2023-01-03

DEC 2022 MMAT
NMS
139,171,881
235,742

NMS	MMAT	Meta Materials Inc. Common Stock	CITADEL SECURITIES LLC	44964682	58158	2023-02-06
NMS	MMAT	Meta Materials Inc. Common Stock	DRIVEWEALTH INSTITUTIONAL LLC	1125627	8764	2023-02-06
NMS	MMAT	Meta Materials Inc. Common Stock	De Minimis Firms	4806971	11771	2023-02-06
NMS	MMAT	Meta Materials Inc. Common Stock	G1 EXECUTION SERVICES, LLC	17073363	22922	2023-02-06
NMS	MMAT	Meta Materials Inc. Common Stock	HRT FINANCIAL LP	3323594	4273	2023-02-06
NMS	MMAT	Meta Materials Inc. Common Stock	JANE STREET CAPITAL, LLC	20931838	30129	2023-02-06
NMS	MMAT	Meta Materials Inc. Common Stock	ROBINHOOD SECURITIES, LLC	15839	12361	2023-02-06
NMS	MMAT	Meta Materials Inc. Common Stock	TWO SIGMA SECURITIES, LLC	6742072	7574	2023-02-06
NMS	MMAT	Meta Materials Inc. Common Stock	VIRTU AMERICAS LLC	40187895	79790	2023-02-06

Oct 2022 MMTLP
OTCE
28,780,927
53,290

OTCE	MMTLP	META MATLS INC PFD SER A	CANACCORD GENUITY LLC	3979378	7064	2022-12-05
OTCE	MMTLP	META MATLS INC PFD SER A	CITADEL SECURITIES LLC	2442488	4912	2022-12-05
OTCE	MMTLP	META MATLS INC PFD SER A	De Minimis Firms	2997773	3706	2022-12-05
OTCE	MMTLP	META MATLS INC PFD SER A	G1 EXECUTION SERVICES, LLC	4586338	8550	2022-12-05
OTCE	MMTLP	META MATLS INC PFD SER A	GTS SECURITIES LLC	9162149	17390	2022-12-05
OTCE	MMTLP	META MATLS INC PFD SER A	VIRTU AMERICAS LLC	5612801	11668	2022-12-05

Nov 2022 MMTLP
OTCE
24,832,617
58,939

OTCE	MMTLP	META MATLS INC PFD SER A	CANACCORD GENUITY LLC	7096649	13882	2023-01-03
OTCE	MMTLP	META MATLS INC PFD SER A	CITADEL SECURITIES LLC	1459089	5733	2023-01-03
OTCE	MMTLP	META MATLS INC PFD SER A	De Minimis Firms	651005	3409	2023-01-03
OTCE	MMTLP	META MATLS INC PFD SER A	GTS SECURITIES LLC	11951171	25728	2023-01-03
OTCE	MMTLP	META MATLS INC PFD SER A	VIRTU AMERICAS LLC	3674703	10187	2023-01-03

Dec 2022 MMTLP
OTCE
24,286,312
52,273

OTCE	MMTLP	META MATLS INC PFD SER A	CANACCORD GENUITY LLC	8868471	11492	2023-02-06
OTCE	MMTLP	META MATLS INC PFD SER A	CITADEL SECURITIES LLC	3974994	9366	2023-02-06
OTCE	MMTLP	META MATLS INC PFD SER A	De Minimis Firms	1089414	3063	2023-02-06
OTCE	MMTLP	META MATLS INC PFD SER A	GTS SECURITIES LLC	7765406	22642	2023-02-06
OTCE	MMTLP	META MATLS INC PFD SER A	VIRTU AMERICAS LLC	2588027	5710	2023-02-06

ATS Transparency Data

FINRA Gateway

<https://gateway.finra.org/app/>

For trade data beginning on February 1, 2016, the Alternative Trading System (ATS) Transparency Data is aggregated trade data reported by ATSs to the FINRA equity trade reporting facilities (i.e., the Alternative Display Facility, the Trade Reporting Facilities, and the OTC Reporting Facility). For trade data prior to February 1, 2016, the ATS Transparency Data is aggregated trade data reported by ATSs pursuant to former FINRA Rule 4552. The data has been aggregated on a weekly basis and can be viewed by symbol or by ATS. ATS reports are available for all equities (NMS Tier 1, NMS Tier 2, and OTC equities)

OCT 2021 MMTLP
OTCE
WEEKLY REPORTS

1,018,428 TOTAL

10/04/2021	OTC MMTLP META MATLS INC PFD SER A OTCX OTC LINK ECN ATS OTCX 1690 5 2021-11-08
10/11/2021	OTC MMTLP META MATLS INC PFD SER A ARCA GLOBAL OTC ARCA 155729 205 2021-11-15 OTC MMTLP META MATLS INC PFD SER A OTCX OTC LINK ECN ATS OTCX 403340 1105 2021-11-15
10/18/2021	OTC MMTLP META MATLS INC PFD SER A ARCA GLOBAL OTC ARCA 67862 111 2021-11-22 OTC MMTLP META MATLS INC PFD SER A OTCX OTC LINK ECN ATS OTCX 214045 675 2021-11-22
10/25/2021	OTC MMTLP META MATLS INC PFD SER A ARCA GLOBAL OTC ARCA 4807 24 2021-11-29 OTC MMTLP META MATLS INC PFD SER A OTCX OTC LINK ECN ATS OTCX 170955 795 2021-11-29

NOV 2021 MMTLP
OTCE
WEEKLY REPORTS

4,151,042 TOTAL

11/01/2021	OTC MMTLP META MATLS INC PFD SER A ARCA GLOBAL OTC ARCA 9819 11 2021-12-06 OTC MMTLP META MATLS INC PFD SER A OTCX OTC LINK ECN ATS OTCX 688812 1395 2021-12-06
11/08/2021	OTC MMTLP META MATLS INC PFD SER A ARCA GLOBAL OTC ARCA 1700 9 2021-12-13 OTC MMTLP META MATLS INC PFD SER A OTCX OTC LINK ECN ATS OTCX 735739 1624 2021-12-13
11/15/2021	OTC MMTLP META MATLS INC PFD SER A ARCA GLOBAL OTC ARCA 400 1 2021-12-20 OTC MMTLP META MATLS INC PFD SER A OTCX OTC LINK ECN ATS OTCX 779198 1294 2021-12-20
11/22/2021	OTC MMTLP META MATLS INC PFD SER A OTCX OTC LINK ECN ATS OTCX 735948 817 2021-12-27
11/29/2021	OTC MMTLP META MATLS INC PFD SER A OTCX OTC LINK ECN ATS OTCX 1199426 1345 2022-01-03

DEC 2021 MMTLP
OTCE
WEEKLY REPORTS

2,150,350

12/06/2021	OTC MMTLP META MATLS INC PFD SER A OTCX OTC LINK ECN ATS OTCX 786005 635 2022-01-10
12/13/2021	OTC MMTLP META MATLS INC PFD SER A ARCA GLOBAL OTC ARCA 800 1 2022-01-18 OTC MMTLP META MATLS INC PFD SER A OTCX OTC LINK ECN ATS OTCX 898592 781 2022-01-18
12/20/2021	OTC MMTLP META MATLS INC PFD SER A ARCA GLOBAL OTC ARCA 100 1 2022-01-24 OTC MMTLP META MATLS INC PFD SER A OTCX OTC LINK ECN ATS OTCX 277704 186 2022-01-24
12/27/2021	OTC MMTLP META MATLS INC PFD SER A ARCA GLOBAL OTC ARCA 110229 166 2022-01-31 OTC MMTLP META MATLS INC PFD SER A OTCX OTC LINK ECN ATS OTCX 76920 109 2022-01-31

ATS Transparency Data

FINRA Gateway
<https://gateway.finra.org/app/>

For trade data beginning on February 1, 2016, the Alternative Trading System (ATS) Transparency Data is aggregated trade data reported by ATSS to the FINRA equity trade reporting facilities (i.e., the Alternative Display Facility, the Trade Reporting Facilities, and the OTC Reporting Facility). For trade data prior to February 1, 2016, the ATS Transparency Data is aggregated trade data reported by ATSS pursuant to former FINRA Rule 4552. The data has been aggregated on a weekly basis and can be viewed by symbol or by ATS. ATS reports are available for all equities (NMS Tier 1, NMS Tier 2, and OTC equities)

JAN 2022 MMTLP
 OTCE
 WEEKLY REPORTS

1,371,407

01/03/2022	OTC MMTLP META MATLS INC PFD SER A OTCX OTC LINK ECN ATS OTCX 7294 42 2022-02-07
01/10/2022	OTC MMTLP META MATLS INC PFD SER A ARCA GLOBAL OTC ARCA 1000 4 2022-02-14
	OTC MMTLP META MATLS INC PFD SER A OTCX OTC LINK ECN ATS OTCX 177982 254 2022-02-14
01/17/2022	OTC MMTLP META MATLS INC PFD SER A ARCA GLOBAL OTC ARCA 200 1 2022-02-22
	OTC MMTLP META MATLS INC PFD SER A OTCX OTC LINK ECN ATS OTCX 397157 570 2022-02-22
01/24/2022	OTC MMTLP META MATLS INC PFD SER A ARCA GLOBAL OTC ARCA 193355 697 2022-02-28
	OTC MMTLP META MATLS INC PFD SER A OTCN OTC LINK NQB IDQS OTCN 26907 52 2022-02-28
	OTC MMTLP META MATLS INC PFD SER A OTCX OTC LINK ECN ATS OTCX 296044 478 2022-02-28
01/31/2022	OTC MMTLP META MATLS INC PFD SER A ARCA GLOBAL OTC ARCA 66678 207 2022-03-07
	OTC MMTLP META MATLS INC PFD SER A OTCN OTC LINK NQB IDQS OTCN 199379 342 2022-03-07
	OTC MMTLP META MATLS INC PFD SER A OTCX OTC LINK ECN ATS OTCX 5411 15 2022-03-07

FEB 2022 MMTLP
 OTCE
 WEEKLY REPORTS

724,928

02/07/2022	OTC MMTLP META MATLS INC PFD SER A ARCA GLOBAL OTC ARCA 77516 307 2022-03-14
	OTC MMTLP META MATLS INC PFD SER A OTCN OTC LINK NQB IDQS OTCN 200161 469 2022-03-14
	OTC MMTLP META MATLS INC PFD SER A OTCX OTC LINK ECN ATS OTCX 1713 22 2022-03-14
02/14/2022	OTC MMTLP META MATLS INC PFD SER A OTCN OTC LINK NQB IDQS OTCN 209417 586 2022-03-21
	OTC MMTLP META MATLS INC PFD SER A OTCX OTC LINK ECN ATS OTCX 6757 28 2022-03-21
02/21/2022	OTC MMTLP META MATLS INC PFD SER A OTCN OTC LINK NQB IDQS OTCN 82194 298 2022-03-28
	OTC MMTLP META MATLS INC PFD SER A OTCX OTC LINK ECN ATS OTCX 977 10 2022-03-28
02/28/2022	OTC MMTLP META MATLS INC PFD SER A OTCX OTC LINK ECN ATS OTCX 146193 484 2022-04-04

MAR 2022 MMTLP
 OTCE
 WEEKLY REPORTS

1,020,613

03/07/2022	OTC MMTLP META MATLS INC PFD SER A OTCX OTC LINK ECN ATS OTCX 108118 454 2022-04-11
03/14/2022	OTC MMTLP META MATLS INC PFD SER A OTCX OTC LINK ECN ATS OTCX 125560 361 2022-04-18
03/21/2022	OTC MMTLP META MATLS INC PFD SER A OTCN OTC LINK NQB IDQS OTCN 124488 292 2022-04-25
	OTC MMTLP META MATLS INC PFD SER A OTCX OTC LINK ECN ATS OTCX 19022 95 2022-04-25
03/28/2022	OTC MMTLP META MATLS INC PFD SER A ARCA GLOBAL OTC ARCA 7500 24 2022-05-02
	OTC MMTLP META MATLS INC PFD SER A OTCN OTC LINK NQB IDQS OTCN 613367 847 2022-05-02
	OTC MMTLP META MATLS INC PFD SER A OTCX OTC LINK ECN ATS OTCX 22558 23 2022-05-02

ATS Transparency Data

FINRA Gateway

<https://gateway.finra.org/app/>

For trade data beginning on February 1, 2016, the Alternative Trading System (ATS) Transparency Data is aggregated trade data reported by ATSs to the FINRA equity trade reporting facilities (i.e., the Alternative Display Facility, the Trade Reporting Facilities, and the OTC Reporting Facility). For trade data prior to February 1, 2016, the ATS Transparency Data is aggregated trade data reported by ATSs pursuant to former FINRA Rule 4552. The data has been aggregated on a weekly basis and can be viewed by symbol or by ATS. ATS reports are available for all equities (NMS Tier 1, NMS Tier 2, and OTC equities)

APRIL 2022 MMTLP
OTCE
WEEKLY REPORTS

811,303

04/04/2022	OTC MMTLP META MATLS INC PFD SER A OTCN OTC LINK NQB IDQS OTCN 367212 746 2022-05-09
	OTC MMTLP META MATLS INC PFD SER A OTCX OTC LINK ECN ATS OTCX 15281 49 2022-05-09
04/11/2022	OTC MMTLP META MATLS INC PFD SER A ARCA GLOBAL OTC ARCA 100 1 2022-05-16
	OTC MMTLP META MATLS INC PFD SER A OTCN OTC LINK NQB IDQS OTCN 190616 437 2022-05-16
	OTC MMTLP META MATLS INC PFD SER A OTCX OTC LINK ECN ATS OTCX 554 3 2022-05-16
04/18/2022	OTC MMTLP META MATLS INC PFD SER A OTCN OTC LINK NQB IDQS OTCN 201428 134 2022-05-23
	OTC MMTLP META MATLS INC PFD SER A OTCX OTC LINK ECN ATS OTCX 46 2 2022-05-23
04/25/2022	OTC MMTLP META MATLS INC PFD SER A ARCA GLOBAL OTC ARCA 1441 6 2022-05-31
	OTC MMTLP META MATLS INC PFD SER A OTCN OTC LINK NQB IDQS OTCN 26914 108 2022-05-31
	OTC MMTLP META MATLS INC PFD SER A OTCX OTC LINK ECN ATS OTCX 7711 53 2022-05-31

MAY 2022 MMTLP
OTCE
WEEKLY REPORTS

296,150

05/02/2022	OTC MMTLP META MATLS INC PFD SER A ARCA GLOBAL OTC ARCA 940 5 2022-06-06
	OTC MMTLP META MATLS INC PFD SER A OTCN OTC LINK NQB IDQS OTCN 39100 159 2022-06-06
	OTC MMTLP META MATLS INC PFD SER A OTCX OTC LINK ECN ATS OTCX 47244 289 2022-06-06
05/09/2022	OTC MMTLP META MATLS INC PFD SER A ARCA GLOBAL OTC ARCA 128 1 2022-06-13
	OTC MMTLP META MATLS INC PFD SER A OTCN OTC LINK NQB IDQS OTCN 163326 314 2022-06-13
	OTC MMTLP META MATLS INC PFD SER A OTCX OTC LINK ECN ATS OTCX 10473 13 2022-06-13
05/16/2022	OTC MMTLP META MATLS INC PFD SER A ARCA GLOBAL OTC ARCA 100 1 2022-06-21
	OTC MMTLP META MATLS INC PFD SER A OTCN OTC LINK NQB IDQS OTCN 26921 88 2022-06-21
	OTC MMTLP META MATLS INC PFD SER A OTCX OTC LINK ECN ATS OTCX 154 4 2022-06-21
05/23/2022	OTC MMTLP META MATLS INC PFD SER A ARCA GLOBAL OTC ARCA 4600 1 2022-06-27
	OTC MMTLP META MATLS INC PFD SER A OTCN OTC LINK NQB IDQS OTCN 2998 12 2022-06-27
	OTC MMTLP META MATLS INC PFD SER A OTCX OTC LINK ECN ATS OTCX 50 1 2022-06-27
05/30/2022	OTC MMTLP META MATLS INC PFD SER A OTCN OTC LINK NQB IDQS OTCN 116 2 2022-07-05

JUNE 2022 MMTLP
OTCE
WEEKLY REPORTS

38,936

06/06/2022	OTC MMTLP META MATLS INC PFD SER A ARCA GLOBAL OTC ARCA 312 3 2022-07-11
	OTC MMTLP META MATLS INC PFD SER A OTCN OTC LINK NQB IDQS OTCN 20302 28 2022-07-11
	OTC MMTLP META MATLS INC PFD SER A OTCX OTC LINK ECN ATS OTCX 60 4 2022-07-11
06/13/2022	OTC MMTLP META MATLS INC PFD SER A ARCA GLOBAL OTC ARCA 700 2 2022-07-18
	OTC MMTLP META MATLS INC PFD SER A OTCN OTC LINK NQB IDQS OTCN 1439 8 2022-07-18
06/20/2022	OTC MMTLP META MATLS INC PFD SER A ARCA GLOBAL OTC ARCA 616 4 2022-07-25
	OTC MMTLP META MATLS INC PFD SER A OTCN OTC LINK NQB IDQS OTCN 10497 22 2022-07-25
	OTC MMTLP META MATLS INC PFD SER A OTCX OTC LINK ECN ATS OTCX 3000 1 2022-07-25
06/27/2022	OTC MMTLP META MATLS INC PFD SER A ARCA GLOBAL OTC ARCA 100 1 2022-08-01
	OTC MMTLP META MATLS INC PFD SER A OTCN OTC LINK NQB IDQS OTCN 1910 5 2022-08-01

ATS Transparency Data

FINRA Gateway

<https://gateway.finra.org/app/>

For trade data beginning on February 1, 2016, the Alternative Trading System (ATS) Transparency Data is aggregated trade data reported by ATSS to the FINRA equity trade reporting facilities (i.e., the Alternative Display Facility, the Trade Reporting Facilities, and the OTC Reporting Facility). For trade data prior to February 1, 2016, the ATS Transparency Data is aggregated trade data reported by ATSS pursuant to former FINRA Rule 4552. The data has been aggregated on a weekly basis and can be viewed by symbol or by ATS. ATS reports are available for all equities (NMS Tier 1, NMS Tier 2, and OTC equities)

JULY 2022 MMTLP
OTCE
WEEKLY REPORTS

25,566

AUG 2022 MMTLP
OTCE
WEEKLY REPORTS

189,292

SEPT 2022 MMTLP
OTCE
WEEKLY REPORTS

4,130,925

07/04/2022 OTC|MMTLP|META MATLS INC PFD SER A|ARCA GLOBAL OTC|ARCA|2026|5|2022-08-08
OTC|MMTLP|META MATLS INC PFD SER A|OTCN OTC LINK NQB IDQS|OTCN|11678|16|2022-08-08
OTC|MMTLP|META MATLS INC PFD SER A|OTCX OTC LINK ECN ATS|OTCX|2629|4|2022-08-08

07/11/2022 OTC|MMTLP|META MATLS INC PFD SER A|ARCA GLOBAL OTC|ARCA|261|2|2022-08-15
OTC|MMTLP|META MATLS INC PFD SER A|OTCN OTC LINK NQB IDQS|OTCN|3266|9|2022-08-15

07/18/2022 OTC|MMTLP|META MATLS INC PFD SER A|OTCN OTC LINK NQB IDQS|OTCN|3787|17|2022-08-22
OTC|MMTLP|META MATLS INC PFD SER A|OTCX OTC LINK ECN ATS|OTCX|120|3|2022-08-22

07/25/2022 OTC|MMTLP|META MATLS INC PFD SER A|OTCN OTC LINK NQB IDQS|OTCN|1450|3|2022-08-29
OTC|MMTLP|META MATLS INC PFD SER A|OTCX OTC LINK ECN ATS|OTCX|349|1|2022-08-29

08/01/2022 OTC|MMTLP|META MATLS INC PFD SER A|ARCA GLOBAL OTC|ARCA|700|3|2022-09-06
OTC|MMTLP|META MATLS INC PFD SER A|OTCN OTC LINK NQB IDQS|OTCN|34930|26|2022-09-06
OTC|MMTLP|META MATLS INC PFD SER A|OTCX OTC LINK ECN ATS|OTCX|800|1|2022-09-06

08/08/2022 OTC|MMTLP|META MATLS INC PFD SER A|ARCA GLOBAL OTC|ARCA|445|2|2022-09-12
OTC|MMTLP|META MATLS INC PFD SER A|OTCN OTC LINK NQB IDQS|OTCN|830|7|2022-09-12
OTC|MMTLP|META MATLS INC PFD SER A|OTCX OTC LINK ECN ATS|OTCX|2398|6|2022-09-12

08/15/2022 OTC|MMTLP|META MATLS INC PFD SER A|OTCN OTC LINK NQB IDQS|OTCN|3864|12|2022-09-19

08/22/2022 OTC|MMTLP|META MATLS INC PFD SER A|OTCN OTC LINK NQB IDQS|OTCN|106412|257|2022-09-26
OTC|MMTLP|META MATLS INC PFD SER A|OTCX OTC LINK ECN ATS|OTCX|1461|10|2022-09-26

08/29/2022 OTC|MMTLP|META MATLS INC PFD SER A|ARCA GLOBAL OTC|ARCA|7286|37|2022-10-03
OTC|MMTLP|META MATLS INC PFD SER A|OTCN OTC LINK NQB IDQS|OTCN|30141|61|2022-10-03
OTC|MMTLP|META MATLS INC PFD SER A|OTCX OTC LINK ECN ATS|OTCX|25|1|2022-10-03

09/05/2022 OTCE|MMTLP|META MATLS INC PFD SER A|De Minimis Firms|1027381|2050|2022-10-10

09/12/2022 OTCE|MMTLP|META MATLS INC PFD SER A|De Minimis Firms|1174194|2203|2022-10-17

09/19/2022 OTCE|MMTLP|META MATLS INC PFD SER A|De Minimis Firms|1058242|2364|2022-10-24

09/26/2022 OTCE|MMTLP|META MATLS INC PFD SER A|De Minimis Firms|871108|2148|2022-10-31

ATS Transparency Data

FINRA Gateway

<https://gateway.finra.org/app/>

For trade data beginning on February 1, 2016, the Alternative Trading System (ATS) Transparency Data is aggregated trade data reported by ATSs to the FINRA equity trade reporting facilities (i.e., the Alternative Display Facility, the Trade Reporting Facilities, and the OTC Reporting Facility). For trade data prior to February 1, 2016, the ATS Transparency Data is aggregated trade data reported by ATSs pursuant to former FINRA Rule 4552. The data has been aggregated on a weekly basis and can be viewed by symbol or by ATS. ATS reports are available for all equities (NMS Tier 1, NMS Tier 2, and OTC equities)

OCT 2022 MMTLP OTCE WEEKLY REPORTS 27,567,469	10/03/2022	OTCE MMTLP META MATLS INC PFD SER A De Minimis Firms 1223446 2234 2022-11-07	OTCE MMTLP META MATLS INC PFD SER A GTS SECURITIES LLC 725759 1487 2022-11-07	OTCE MMTLP META MATLS INC PFD SER A VIRTU AMERICAS LLC 581015 1005 2022-11-07	
	10/10/2022	OTCE MMTLP META MATLS INC PFD SER A CANACCORD GENUITY LLC 2277494 3724 2022-11-14	OTCE MMTLP META MATLS INC PFD SER A CITADEL SECURITIES LLC 1583458 2859 2022-11-14	OTCE MMTLP META MATLS INC PFD SER A De Minimis Firms 102103 216 2022-11-14	
		OTCE MMTLP META MATLS INC PFD SER A G1 EXECUTION SERVICES, LLC 3557875 6467 2022-11-14	OTCE MMTLP META MATLS INC PFD SER A GTS SECURITIES LLC 4901968 8443 2022-11-14	OTCE MMTLP META MATLS INC PFD SER A STONEX FINANCIAL INC. 2732070 2613 2022-11-14	
		OTCE MMTLP META MATLS INC PFD SER A VIRTU AMERICAS LLC 2692085 4825 2022-11-14	10/17/2022	OTCE MMTLP META MATLS INC PFD SER A De Minimis Firms 1048198 1725 2022-11-21	
		OTCE MMTLP META MATLS INC PFD SER A G1 EXECUTION SERVICES, LLC 439987 1107 2022-11-21		OTCE MMTLP META MATLS INC PFD SER A GTS SECURITIES LLC 1389784 2825 2022-11-21	OTCE MMTLP META MATLS INC PFD SER A VIRTU AMERICAS LLC 842562 2093 2022-11-21
		OTCE MMTLP META MATLS INC PFD SER A CANACCORD GENUITY LLC 548204 1300 2022-11-28		10/24/2022	OTCE MMTLP META MATLS INC PFD SER A De Minimis Firms 263782 1168 2022-11-28
OTCE MMTLP META MATLS INC PFD SER A GTS SECURITIES LLC 1683959 3657 2022-11-28		OTCE MMTLP META MATLS INC PFD SER A VIRTU AMERICAS LLC 973720 2829 2022-11-28			
OTCE MMTLP META MATLS INC PFD SER A CANACCORD GENUITY LLC 678891 1837 2022-12-05	10/31/2022	OTCE MMTLP META MATLS INC PFD SER A CITADEL SECURITIES LLC 385707 1045 2022-12-05			
OTCE MMTLP META MATLS INC PFD SER A De Minimis Firms 79671 464 2022-12-05		OTCE MMTLP META MATLS INC PFD SER A GTS SECURITIES LLC 2409185 5171 2022-12-05			OTCE MMTLP META MATLS INC PFD SER A VIRTU AMERICAS LLC 1575448 3671 2022-12-05

NOV 2022 MMTLP OTCE WEEKLY REPORTS 21,950,331	11/07/2022	OTCE MMTLP META MATLS INC PFD SER A CANACCORD GENUITY LLC 319134 1082 2022-12-12	OTCE MMTLP META MATLS INC PFD SER A De Minimis Firms 254042 1055 2022-12-12	OTCE MMTLP META MATLS INC PFD SER A GTS SECURITIES LLC 1663388 3490 2022-12-12	OTCE MMTLP META MATLS INC PFD SER A VIRTU AMERICAS LLC 1190325 2491 2022-12-12		
		11/14/2022	OTCE MMTLP META MATLS INC PFD SER A CANACCORD GENUITY LLC 750060 2820 2022-12-19	OTCE MMTLP META MATLS INC PFD SER A De Minimis Firms 296142 1305 2022-12-19	OTCE MMTLP META MATLS INC PFD SER A GTS SECURITIES LLC 2128988 4966 2022-12-19	OTCE MMTLP META MATLS INC PFD SER A VIRTU AMERICAS LLC 948632 2901 2022-12-19	
			11/21/2022	OTCE MMTLP META MATLS INC PFD SER A CANACCORD GENUITY LLC 3422629 5769 2022-12-27	OTCE MMTLP META MATLS INC PFD SER A CITADEL SECURITIES LLC 525908 2472 2022-12-27	OTCE MMTLP META MATLS INC PFD SER A De Minimis Firms 209441 808 2022-12-27	OTCE MMTLP META MATLS INC PFD SER A GTS SECURITIES LLC 4820693 9184 2022-12-27
	11/28/2022			OTCE MMTLP META MATLS INC PFD SER A CANACCORD GENUITY LLC 3473021 5611 2023-01-03	OTCE MMTLP META MATLS INC PFD SER A CITADEL SECURITIES LLC 343674 1382 2023-01-03	OTCE MMTLP META MATLS INC PFD SER A De Minimis Firms 204265 1073 2023-01-03	OTCE MMTLP META MATLS INC PFD SER A GTS SECURITIES LLC 2248848 7117 2023-01-03

DEC 2022 MMTLP OTCE WEEKLY REPORTS 28,382,056	12/05/2022	OTCE MMTLP META MATLS INC PFD SER A CANACCORD GENUITY LLC 7448847 8716 2023-01-09	OTCE MMTLP META MATLS INC PFD SER A CITADEL SECURITIES LLC 3868259 8875 2023-01-09	OTCE MMTLP META MATLS INC PFD SER A De Minimis Firms 77406 81 2023-01-09	OTCE MMTLP META MATLS INC PFD SER A GTS SECURITIES LLC 6906154 19420 2023-01-09	OTCE MMTLP META MATLS INC PFD SER A STONEX FINANCIAL INC. 938369 2553 2023-01-09	OTCE MMTLP META MATLS INC PFD SER A VIRTU AMERICAS LLC 2413493 4915 2023-01-09
--	------------	---	--	--	---	--	--

JAN - MAR 2022
MMTLP
OTCE
WEEKLY REPORTS

7,450,081

01/14/2022	META MATLS INC PFD SER A MMTLP OTC 8259497 8182891 76606 0.94 887416 9.31
01/31/2022	META MATLS INC PFD SER A MMTLP OTC 8549770 8259497 290273 3.51 1437428 5.95
02/15/2022	META MATLS INC PFD SER A MMTLP OTC 7773493 8549770 -776277 -9.08 1512987 5.14
02/28/2022	META MATLS INC PFD SER A MMTLP OTC 7956044 7773493 182551 2.35 1240881 6.41
03/15/2022	META MATLS INC PFD SER A MMTLP OTC 7686110 7956044 -269934 -3.39 1201373 6.40
03/31/2022	META MATLS INC PFD SER A MMTLP OTC 7450081 7686110 -236029 -3.07 1219999 6.11

Equity Short Interest

<https://otce.finra.org/otce/EquityShortInterest/archives>

This page contains archive files for Equity Short Interest.

APR - JUNE 2022
MMTLP
OTCE
WEEKLY REPORTS

6,695,623

04/14/2022	META MATLS INC PFD SER A MMTLP OTC 6861327 7450081 -588754 -7.90 887885 7.73
04/29/2022	META MATLS INC PFD SER A MMTLP OTC 6549583 6861327 -311744 -4.54 862572 7.59
05/13/2022	META MATLS INC PFD SER A MMTLP OTC 6337154 6549583 -212429 -3.24 578909 10.95
05/31/2022	META MATLS INC PFD SER A MMTLP OTC 6236133 6337154 -101021 -1.59 429650 14.51
06/15/2022	META MATLS INC PFD SER A MMTLP OTC 6226226 6236133 -9907 -0.16 524462 11.87
06/30/2022	META MATLS INC PFD SER A MMTLP OTC 6695623 6226226 469397 7.54 774701 8.64

JULY - AUG 2022
MMTLP
OTCE
WEEKLY REPORTS

6,489,175


07/14/2022	META MATLS INC PFD SER A MMTLP OTC 6666974 6695623 -28649 -0.43 650521 10.25
07/29/2022	META MATLS INC PFD SER A MMTLP OTC 6536958 6666974 -130016 -1.95 750419 8.71
08/15/2022	META MATLS INC PFD SER A MMTLP OTC 6330444 6536958 -206514 -3.16 565567 11.19
08/31/2022	META MATLS INC PFD SER A MMTLP OTC 6489175 6330444 158731 2.51 565977 11.47

SEPT - NOV 2022
MMTLP
OTCE
WEEKLY REPORTS

4,658,068

09/15/2022	META MATLS INC PFD SER A MMTLP OTC	6618821	6489175	129646	2.00	569194	11.63
09/30/2022	META MATLS INC PFD SER A MMTLP OTC	6587182	6618821	-31639	-0.48	382425	17.22
10/14/2022	META MATLS INC PFD SER A MMTLP OTC	6592406	6587182	5224	0.08	4793196	1.38
10/31/2022	META MATLS INC PFD SER A MMTLP OTC	6356133	6592406	-236273	-3.58	1599794	3.97
2022-11-15	META MATLS INC PFD ...	MMTLP	OTC	6425704	6356133	69571	1.09
2022-11-30	META MATLS INC PFD ...	MMTLP	OTC	4658068	6425704	-1767636	-27.51

Nothing Reported
DECEMBER 2022



Equity Short Interest
<https://otce.finra.org/otce/EquityShortInterest/archives>

This page contains archive files for Equity Short Interest.

Monthly Share Volume

<https://otce.finra.org/otce/marketStatistics/monthlyShareVolume>

**

Market Statistics

Archives

Browse archived text files for Monthly Share Volume. [More...](#)

Market Data: October 24, 2023

Most Active by Share Volume
 Gainers
 Losers

Last Month Statistics: September - 2023

Issues 17,043
 Share Volume 4,160,292,299
 Dollar Volume (\$) 1,541,643,007

Monthly Share Volume

Issue	Symbol	Issue Name	Tot. Volume (Last Month)	Tot. Volume (2 Months Ago)	Tot. Volume (YTD)	MPID	Market Participant Name	MP Volume	Rank	% Of Total Volume
	MMTLP	META MATLS INC PFD SER A	33,010,168	4,981,590	112,306,402	CDEL	CITADEL SECURITIES LLC	2,442,488	7	7.4
	MMTLP	META MATLS INC PFD SER A	33,010,168	4,981,590	112,306,402	OTCN	OTC LINK NQB IDQS	2,766,917	6	8.38
	MMTLP	META MATLS INC PFD SER A	33,010,168	4,981,590	112,306,402	CSTI	CANACCORD GENUITY LLC	3,959,378	4	11.99
	MMTLP	META MATLS INC PFD SER A	33,010,168	4,981,590	112,306,402	ETRF	G1 EXECUTION SERVICES, LLC	4,586,338	3	13.89
	MMTLP	META MATLS INC PFD SER A	33,010,168	4,981,590	112,306,402	NITE	VIRTU AMERICAS LLC	5,612,801	2	17
	MMTLP	META MATLS INC PFD SER A	33,010,168	4,981,590	112,306,402	GTSM	GTS SECURITIES LLC	9,162,149	1	27.76
	MMTLP	META MATLS INC PFD SER A	33,010,168	4,981,590	112,306,402	INTL	STONEX FINANCIAL INC.	2,894,838	5	8.77
	MMTLP	META MATLS INC PFD SER A	33,010,168	4,981,590	112,306,402	VSIN	VISION FINANCIAL MARKETS LLC	2	16	0
	MMTLP	META MATLS INC PFD SER A	33,010,168	4,981,590	112,306,402	STXG	MURIEL SIEBERT & CO., INC.	4	15	0
	MMTLP	META MATLS INC PFD SER A	33,010,168	4,981,590	112,306,402	HOOD	ROBINHOOD SECURITIES, LLC	448	14	0
	MMTLP	META MATLS INC PFD SER A	33,010,168	4,981,590	112,306,402	MAXM	Maxim Group LLC	512	13	0
	MMTLP	META MATLS INC PFD SER A	33,010,168	4,981,590	112,306,402	BGCE	BGC FINANCIAL, L.P.	4,618	12	0.01
	MMTLP	META MATLS INC PFD SER A	33,010,168	4,981,590	112,306,402	ADAM	CANACCORD GENUITY LLC	20,000	11	0.06
	MMTLP	META MATLS INC PFD SER A	33,010,168	4,981,590	112,306,402	PUMA	Puma Capital, LLC	97,351	10	0.29
	MMTLP	META MATLS INC PFD SER A	33,010,168	4,981,590	112,306,402	ARCA	GLOBAL OTC	99,514	9	0.3
	MMTLP	META MATLS INC PFD SER A	33,010,168	4,981,590	112,306,402	OTCX	OTC LINK ECN ATS	1,362,810	8	4.13

October 2022 4,981,590 Sept Volume 112,306,402 YTD Volume
 33,010,168 Oct Volume

Monthly Share Volume

<https://otce.finra.org/otce/marketStatistics/monthlyShareVolume>

**

Market Statistics

Market Data: October 24, 2023

Most Active by Share Volume

Gainers

Losers

Last Month Statistics: September - 2023

Issues 17,043

Share Volume 4,160,292,299

Dollar Volume (\$) 1,541,643,007

Archives

Browse archived text files for Monthly Share Volume. [More...](#)

Monthly Share Volume

Issue	Symbol	Issue Name	Tot. Volume (Last Month)	Tot. Volume (2 Months Ago)	Tot. Volume (YTD)	MPID	Market Participant Name	MP Volume	Rank	% Of Total Volume
	Symbol or Issue Name									
	Month									
	November - 2022									
Total Results: 58,165										
	MMTLP	META MATLS INC PFD SER A	26,280,905	33,010,168	138,587,307	INTL	STONEX FINANCIAL INC.	530,485	8	2.02
	MMTLP	META MATLS INC PFD SER A	26,280,905	33,010,168	138,587,307	OTCN	OTC LINK NQB IDQS	695,262	7	2.65
	MMTLP	META MATLS INC PFD SER A	26,280,905	33,010,168	138,587,307	OTCX	OTC LINK ECN ATS	726,787	6	2.77
	MMTLP	META MATLS INC PFD SER A	26,280,905	33,010,168	138,587,307	ADAM	CANACCORD GENUITY LLC	1,323,416	5	5.04
	MMTLP	META MATLS INC PFD SER A	26,280,905	33,010,168	138,587,307	CDEL	CITADEL SECURITIES LLC	1,459,089	4	5.55
	MMTLP	META MATLS INC PFD SER A	26,280,905	33,010,168	138,587,307	NITE	VIRTU AMERICAS LLC	3,674,703	3	13.98
	MMTLP	META MATLS INC PFD SER A	26,280,905	33,010,168	138,587,307	CSTI	CANACCORD GENUITY LLC	5,773,233	2	21.97
	MMTLP	META MATLS INC PFD SER A	26,280,905	33,010,168	138,587,307	BGCE	BGC FINANCIAL, L.P.	4,629	14	0.02
	MMTLP	META MATLS INC PFD SER A	26,280,905	33,010,168	138,587,307	VNDM	WALL STREET ACCESS	276	17	0
	MMTLP	META MATLS INC PFD SER A	26,280,905	33,010,168	138,587,307	HOOD	ROBINHOOD SECURITIES, LLC	371	16	0
	MMTLP	META MATLS INC PFD SER A	26,280,905	33,010,168	138,587,307	MAXM	Maxim Group LLC	613	15	0
	MMTLP	META MATLS INC PFD SER A	26,280,905	33,010,168	138,587,307	GTSM	GTS SECURITIES LLC	11,951,171	1	45.47
	MMTLP	META MATLS INC PFD SER A	26,280,905	33,010,168	138,587,307	PUMA	Puma Capital, LLC	8,201	13	0.03
	MMTLP	META MATLS INC PFD SER A	26,280,905	33,010,168	138,587,307	VSIN	VISION FINANCIAL MARKETS LLC	9,209	12	0.04
	MMTLP	META MATLS INC PFD SER A	26,280,905	33,010,168	138,587,307	BTIG	BTIG, LLC	20,000	11	0.08
	MMTLP	META MATLS INC PFD SER A	26,280,905	33,010,168	138,587,307	ARCA	GLOBAL OTC	26,239	10	0.1
	MMTLP	META MATLS INC PFD SER A	26,280,905	33,010,168	138,587,307	PIPR	PIPER SANDLER & CO.	77,221	9	0.29

November 2022

33,010,168 Oct Volume

26,280,905 Nov Volume

138,587,307 YTD Volume

Monthly Share Volume

<https://otce.finra.org/otce/marketStatistics/monthlyShareVolume>

**

MMTLP	META MATLS INC PFD SER A	27,999,206	26,280,905	166,586,513	OTCX	OTC LINK ECN ATS	1,767,889	6	6.31
MMTLP	META MATLS INC PFD SER A	27,999,206	26,280,905	166,586,513	ADAM	CANACCORD GENUITY LLC	1,293,997	7	4.62
MMTLP	META MATLS INC PFD SER A	27,999,206	26,280,905	166,586,513	INTL	STONEX FINANCIAL INC.	1,011,151	8	3.61
MMTLP	META MATLS INC PFD SER A	27,999,206	26,280,905	166,586,513	CSTI	CANACCORD GENUITY LLC	7,574,474	2	27.05
MMTLP	META MATLS INC PFD SER A	27,999,206	26,280,905	166,586,513	GTSM	GTS SECURITIES LLC	7,765,406	1	27.73
MMTLP	META MATLS INC PFD SER A	27,999,206	26,280,905	166,586,513	MAXM	Maxim Group LLC	77,258	9	0.28
MMTLP	META MATLS INC PFD SER A	27,999,206	26,280,905	166,586,513	ARCA	GLOBAL OTC	25,969	10	0.09
MMTLP	META MATLS INC PFD SER A	27,999,206	26,280,905	166,586,513	BGCE	BGC FINANCIAL, L.P.	800	11	0
MMTLP	META MATLS INC PFD SER A	27,999,206	26,280,905	166,586,513	VNDM	WALL STREET ACCESS	100	12	0
MMTLP	META MATLS INC PFD SER A	27,999,206	26,280,905	166,586,513	HOOD	ROBINHOOD SECURITIES, LLC	88	13	0
MMTLP	META MATLS INC PFD SER A	27,999,206	26,280,905	166,586,513	VSIN	VISION FINANCIAL MARKETS LLC	16	14	0
MMTLP	META MATLS INC PFD SER A	27,999,206	26,280,905	166,586,513	WRET	WELLS FARGO CLEARING SERVICES, LLC	1	15	0
MMTLP	META MATLS INC PFD SER A	27,999,206	26,280,905	166,586,513	CDEL	CITADEL SECURITIES LLC	3,974,994	3	14.2
MMTLP	META MATLS INC PFD SER A	27,999,206	26,280,905	166,586,513	NITE	VIRTU AMERICAS LLC	2,588,027	4	9.24
MMTLP	META MATLS INC PFD SER A	27,999,206	26,280,905	166,586,513	OTCN	OTC LINK NQB IDQS	1,919,036	5	6.85

26,280,905 Nov Volume

December 2022

166,586,513 YTD Volume

27,999,206 Dec Volume