




## TRACTOR EMULSION | TRACTOR AQUALOCK



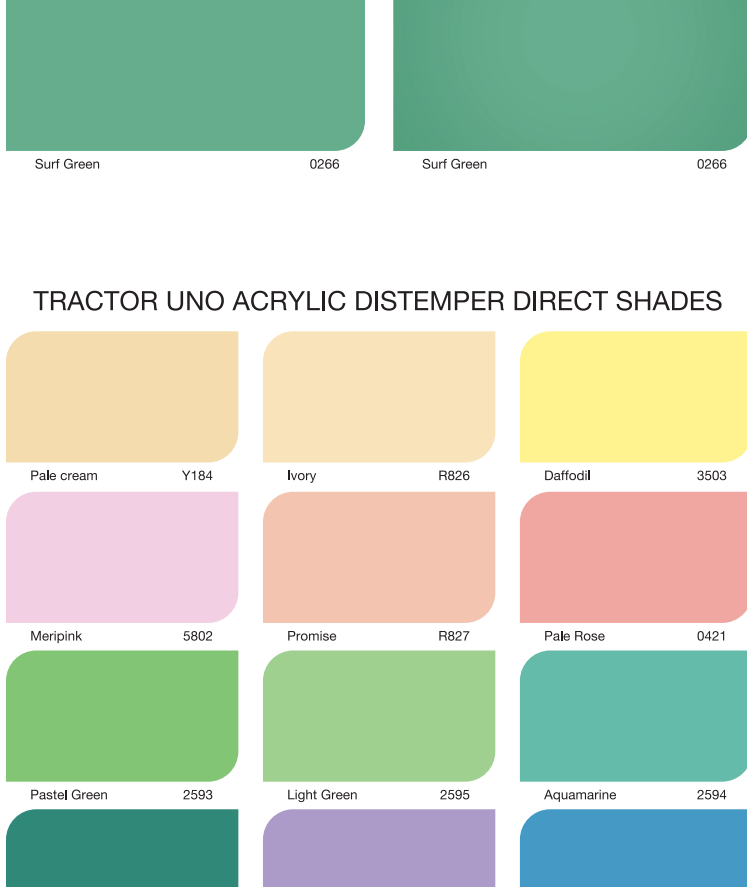
## TRACTOR UNO ACRYLIC DISTEMPER



## POPULAR COLOUR COMBINATIONS




## WHITES AND PASTELS




## FINISH INDICATOR


### REGULAR



### SHYNE



## TRACTOR UNO ACRYLIC DISTEMPER DIRECT SHADES



## ENAMELS



## THE TRACTOR EMULSION RANGE

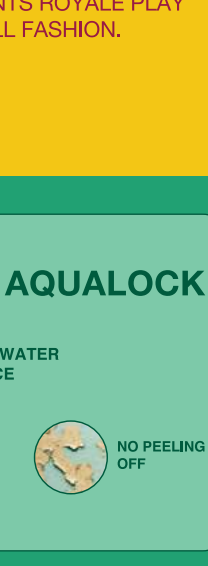
### TRACTOR EMULSION SHYNE



### TRACTOR EMULSION



### TRACTOR EMULSION ADVANCED



A smart upgrade from distemper, the range of Tractor Emulsions from Asian Paints gives your walls a smooth plastic paint finish with two sheen options, at a cost marginally higher than distemper.



**SUPERIOR WASHABILITY**



**WIDE RANGE OF SHADES**



**SMOOTH FINISH**



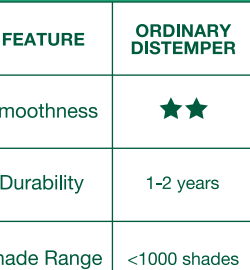
**SHEEN VARIANTS**

Starts at  
₹195/-\*



## ROYALE PLAY WALL FASHION STENCILS.

Presenting the all new range of affordable stencils for your rooms from ASIAN PAINTS ROYALE PLAY WALL FASHION.



## TRACTOR AQUALOCK



**SUPERIOR WATER RESISTANCE**



**NO SHADE FADING**



**NO PEELING OFF**

FEATURE	ORDINARY DISTEMPER	TRACTOR AQUALOCK	TRACTOR EMULSION	TRACTOR EMULSION SHYNE
Smoothness	★★	★★★	★★★★	★★★★★
Durability	1-2 years	2-3 years	3-4 years	3-4 years
Shade Range	<1000 shades	1000+ shades	1700+ shades	1200+ shades
Coverage (Sq. Ft.)*	60-80/kg	80-100/kg	130-150/L	130-150/L
Finish	Matt	Matt	Matt	Sheen

\*actual coverage may vary depending on the substrate condition

## OTHER PRODUCTS



### TRACTOR UNO ACRYLIC DISTEMPER



### TRACTOR ENAMEL

## A GUIDE TO MAKE YOUR HOME BEAUTIFUL.



## GRIHAKALA

The Grihakala book offers a wide variety of colour combinations along with a range of new stencils to design the walls of your dream home.



Contact your nearest dealer for a free copy of Grihakala.

## DIRECTIONS FOR USE

### PREPARING THE WALL SURFACE

- CLEAN:** Use emery paper 180 to remove loose particles.
- PRIMING:** Apply 1 coat of Asian Paints Trucare Interior Wall Primer (ST/WT). Allow to dry for 6-8 hours.
- SMOOTHEN:** Fill dents with thin coats of Asian Paints Trucare Acrylic Wall Putty. Allow to dry for 4-6 hours.
- PRIMING:** Apply another coat of Asian Paints Trucare Interior Wall Primer (ST/WT). Allow to dry for 6-8 hours.

### TRACTOR EMULSION

- Mix 500-750 ml of water with 1 litre of Tractor Emulsion.
- Apply 2-3 coats of Tractor Emulsion with 4-6 hours between each coat.

### TRACTOR UNO ACRYLIC DISTEMPER OR TRACTOR AQUALOCK

- Mix 600-650 ml of water with 1 kg of Tractor Uno Acrylic Distemper or Tractor Aqualock.
- Apply 2-3 coats keeping an interval of 4-6 hours for Tractor Uno Acrylic Distemper and Aqualock.

### PREPARING METAL AND WOODEN SURFACES

- CLEAN:** Sand it with emery paper 180.
- PRIMING:** For metal surfaces, apply a coat of Asian Paints Trucare Yellow Metal Primer and for wooden surfaces, apply a coat of Asian Paints Trucare Wood Primer at recommended dilutions. Allow to dry for 6-8 hours.
- SMOOTHEN:** Apply Asian Paints Knifing Paste Filler on the surface. After 6-8 hours of drying, smooth sand the putted surface with emery paper.
- PRIMING:** Apply 2<sup>nd</sup> coat of appropriate primer and smoothen the surface by sanding it with emery paper 320.

### TRACTOR ENAMEL

- Apply 2 coats of Tractor Enamel as the final top coat at a dilution of 8-10% with Mineral Turpentine Oil by volume, preferably with an intercoat interval of 10-12 hours.

## FOR BEST RESULTS

### WALL UNDERCOATS



### ASIAN PAINTS TOOLS



### METAL AND WOODEN UNDERCOATS



# STAINS GONE SHYNE ON ✨



apcolite

apcolite SHYNE  
ADVANCED ✨



ADVANCED 2X  
FILM STRENGTH



ADVANCED  
STAIN GUARD



ADVANCED  
WASHABILITY

# DIRECTIONS FOR USE

## SURFACE PREPARATION

Sand the surface with Sand Paper 180 to remove loose, cracked/flaked paint, paint dust, dirt or grease. Wipe clean.

---



### PRIMER

Apply a coat of Asian Paints Decoprime wall primer (ST/WT). Allow to dry for 6-8 hrs.

---



### PUTTY

Smoothen the surface by filling the dents with a thin coat of Asian Paints Acrylic Wall Putty. Allow drying for 4-6 hrs. Sand with Sand Paper 180 and wipe clean.

---



### PRIMER

Apply a coat of Asian Paints Decoprime wall primer (ST/WT). Allow to dry for 6-8 hrs.

---

Light sand with Sand Paper 320/400 and wipe clean.

---



## APPLICATION

Thin 1 litre of Apcolite Advanced Shyne with 400-500 ml of water. Apply 2-3 coats of Apcolite Advanced Shyne with an interval of 3-4 hrs between each coat. For deep shades, apply an additional coat if required.

---

Free sample. Not for retail sale.

For more information on painting and colour selection, log on to [www.asianpaints.com](http://www.asianpaints.com), or call us at: 1800-209-5678

Asian Paints Limited, 6A, Shantinagar, Santacruz (East), Mumbai- 400055



# WORLD OF apcolite

Providing a wide range of products to match every shade of your life.



## apcolite **ADVANCED** SHYNE

Asian Paints Apcolite Advanced shyne with Advanced stain guard, makes wiping stains off walls an easy task, while still keeping your walls spotless and colourful.

---



## apcolite **ADVANCED** HEAVY DUTY EMULSION

Asian Paints Apcolite Advanced Emulsion provides a rich and matt finish with excellent stain cleanability and resistance to burnish.

---



## apcolite **PREMIUM EMULSION**

Asian Paints Apcolite Premium Emulsion provides a rich matt finish to the wall due to its super-acrylic quality.



# ADVANCED FEATURES

Experience the visible difference with  
Apolite Advanced Shyne

## ADVANCED STAIN GUARD

Ensures lower stain pick up & easy cleaning for different  
kinds of household stains.

OTHER PAINTS



apcolite SHYNE  
ADVANCED



OTHER PAINTS



apcolite SHYNE  
ADVANCED



## FUNGUS AND MILDEW RESISTANCE

Designed to protect your walls against unwanted fungus  
that can cause considerable damage.

OTHER PAINTS



apcolite SHYNE  
ADVANCED



# ADVANCED FEATURES

## SHEEN FINISH

Offers a glistening soft sheen finish to give your walls a beautiful look.

OTHER PAINTS




apcolite SHYNE  
ADVANCED



## 2X FILM STRENGTHH

The film is twice as strong to a regular emulsion which ensures a durable finish.

OTHER PAINTS




apcolite SHYNE  
ADVANCED



## FRESH FRAGRANCE

With a soothing fragrance that makes the process of painting easy.

OTHER PAINTS



apcolite SHYNE  
ADVANCED






 **Indian Earth**  
8688




 **Sea Shades**  
9474




# Essential Whites & Neutrals




White Forest L184




Pure Cotton L172




Almost Ivory L156




Spotless L169




White Butter L164




Rain Drop L143




Biennale White L162



Pure Ivory L124



Eggshell L149



Quiet Dawn-N K101



Light Butter-N L189



Light Latte-N K239



Cookie Dough 8762



Fennel Seed 8538



Luminous Dawn-N K240



Grey Sandstone 8761



Balsam Brown 8520



Light Bicsuit-N 0318



Bavarian Chocolate-N K221



Caramel Custard 8534




Earthen Symphony-N K238

# Reds & Oranges



Daylight 8026




Simply Sunset 7955



Bashful Beige 8002



Rosy Peach-N 9962



Touch of Paprika 8027



Mango Duet 7977



Peach Petal-N 9933



Daisy Peach-N 9964



Peachy Glow-N 9917



Carrot Punch 8023



Perfect Peach 8000



Shea Butter Gold-N 9894



Jaipur Dreams 8047



Pale Pawpaw-N 9911



Warm Glow 7967



Coral Blush-N 9993



Strings of Beads 7998



Mecca Gold 7982



Rich Rouge X122




Saffron Sun-N 9970




Orange Crown 7974


# Yellows & Greens




Pale Ivory 7892




Cashmere-N 3119




White Marsh 7812




Lime-n-honey 7858



Touch of spring-N 3226




Green Dawn-N 9786



Desert Sun 7938



Bamboo Straw-N 9878



Celadon Mist-N 9761



Summer Harvest 7921



Golden Apple 7832



Snappy Green 7712



Tons of Sun 7895



Dhaani-l X165



Forest Hike 7625



Happy Canary-N 9876



Green Elaichi-N 9780



Terrace Garden 7607



Jaisalmer-N 9890




Tulsi-N 9775



Serenade 9286



# Teals & Blues



Oceans Whisper 7436



Young Bloom 7346



Light Sky 7331



Nautilus 7411



Suhana Mausam-N 9670



Sail Away 7298



Asmani-N 9688



Soft Blue 9210



Young Boy Blue 7330



Rhine Blue 1319



Morning Frost 7361



Dove Blue-N 9649



Magic Blue 7441



Ocean Electric-N 9671



Lake Grey-N 9650



Glacial Lake-N 9695



Electric Azure-N 9665



Blue Clover 1218



Teal Magic 7470




Persian Pottery-N 9652




Placid Blue-N 9637


# Purples & Pinks




Innonce 7211




Fading Light-N 9628




Pink Tinge-N K022




Carefree Breeze 7171




Caprice 7008




Pink Dollop 8098




Beautiful Berry 7218



Lilac Ribbon-N 9632



Pink Hush 9106



Princess Purple 7193




Puoi Pink-N K042



Quiet Hush 8136



Berry Blush 7217



Lilac Feather-N 9630



In Vogue 8105



Mount Olympus 7152



Garden Glow 9431




Bougainvillea Pink-N K009



Purple Heart 7206



Primrose Purple-N 9618



Damask Rose 8134


## Recommended Combinations



Buttercream-N L188



Ginger Pop 8053



Natural Beauty 7212




Lucky Sapphire 9150



Grey Jay-N K089




Brazen Gold 7831



Sonnet L146




Admiration 8199



Whispering Smoke 8308




Shea Butter Gold-N 9894



Puppy Love 3203



Irish Crème Coffee-N K237



Southern Sand 8780



Pinkish Beige-N K236



# royale



with Teflon™ surface protector



asianpaints

## WORLD OF royale

World of Royale is a world of beautiful possibilities. It offers you a wide range of products and finishes. Each of these have the potential to transform your walls into a beautiful reality.

### FOR WALLS




#### SOFT SHEEN FINISH

Gives the space an elegant, comforting look. Makes the wall a perfect backdrop to your most prized possessions.



#### HI SHEEN FINISH

Prepare for a smooth hi sheen finish to enhance radiance on the walls with Royale Shyne. Use it for spaces like your drawing or living room.



#### MATT FINISH

Matt is the new statement of extraordinary luxury, internationally. It hides imperfections of walls and is recommended for ceilings and walls with undulations.

### FOR HIGHLIGHT AND FEATURE WALLS



#### GLITTER SPARKLING FINISH

A metallic variant of Royale Luxury Emulsion, this paint is great for highlighting spaces in your room such as feature walls, pillars, stencils etc. It's a perfect finish for people who wish to add a bit of sparkle in their homes for an extraordinary look.

Teflon™ is a trademark of The Chemours Company FC, LLC used under sublicense by Asian Paints Limited.


## WORLD OF royale

### FOR WALLS



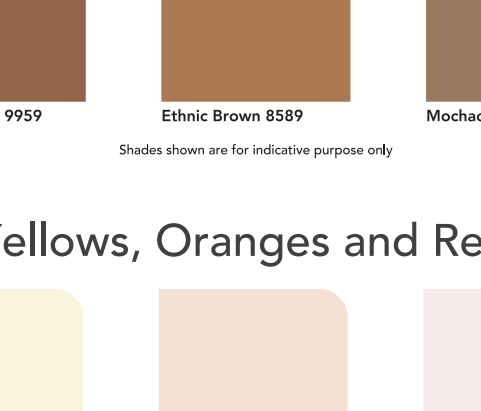
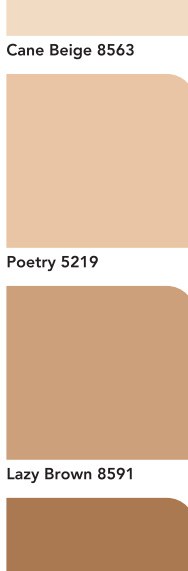
#### THE FUTURE OF PAINT

The only interior emulsion with 5 year warranty, Royale Aspira is internationally certified for futuristic properties like crack-bridging and water-beading that turn your walls into a masterpiece. [www.asianpaints.com/aspira](http://www.asianpaints.com/aspira)



#### ANTIBACTERIAL PAINT

Royale Health Shield is revolutionary paint that kills 99%\* bacteria on walls, using Silver Ion Technology as recommended by the Indian Medical Association. It also provides excellent stain resistance against household stains. For complete disclaimer, Terms and conditions: Please visit [www.asianpaints.com/healthshield](http://www.asianpaints.com/healthshield)



## Whites, Browns, and Greys



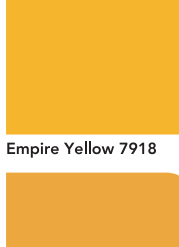
Sonnet L146



Morning Glory 0765




Sugared Nut L126




White Silk L171




Winter Morn 7228



Dawn Dew-N L190




Pebble White L136




Confetti 8300




Magnolia 0387




Sound of Music 8756



Cane Beige 8563




Baked Biscuit 8579



Apricot-N 0501



Poetry 5219



Peanut Butter 8559




Arabian Dune-N K199



Lazy Brown 8591



Sunderbans 8519



Acorn Shell-N 9959




Ethnic Brown 8589



Mochaccino 8573

Shades shown are for indicative purpose only

## Yellows, Oranges and Reds



Candle Light 7900




Windsor Cream 0989



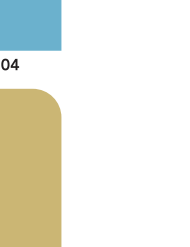
Pale Plush 8132



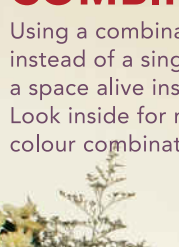
Solemn Yellow 7882



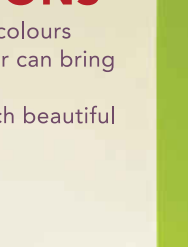
Coral Rocks 8019



Essence 8099



Pineapple-N 0399



Mango Duet 7977



Pink Bib 8034



Hacienda Clay 7936



Sunshine Peach-N 9934



Nursery Pink 8058



Chandan-N 9891



Canyon Sun 7983



Pink Linen 8056



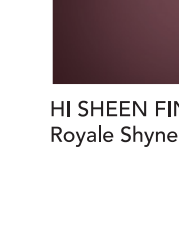
Empire Yellow 7918



Walnut Shell 7966



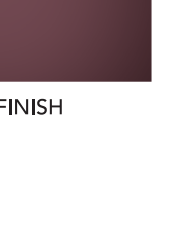
Jaipur Dreams 8047



Thar Desert 7917



Deep Spice 7997



Brick Dust-N 9983

Shades shown are for indicative purpose only

## Violets, Blues and Greens



Delicate Violet 7164



Snow Princess 7332



Menthol L116



Innocence 7211



Star Gaze 7364



Tree Of Life 7691



Lavender Secret 7163



Alliance 1203



Green Sleeves-N 2420



Lilac Feather-N 9630



Pigeon Blue-N 0122



Mint Crush 7547



Orchid Bloom 7168



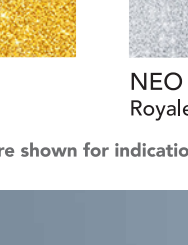
Blue Bay 7329t



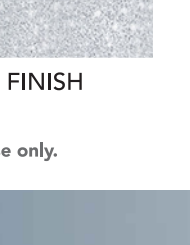
Poplar Grove 7584



Heirloom 7151



Mughal Blue 7359



Terrace Garden 7607



Royal Robes 7158



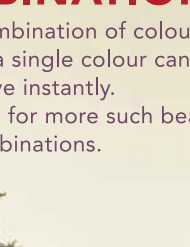
Retro Blue-N 9680



Spinach Soul 7718

Shades shown are for indicative purpose only

## Suggested Combinations



Bush Land 8528



Radiance 7893



Grey Buck 8482



Carrot Punch 8023



Sands of Time 4202



Fox Glove Pink 5155



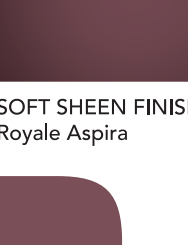
Camel 8650



Utopia 8752



Jet Stream 7300



Senate Purple 7192



Pebble White L136



Ocean Breeze 7504



Dawn 0469



Spring Beauty 7822

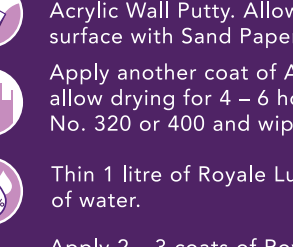
Shades shown are for indicative purpose only

## COMBINATIONS

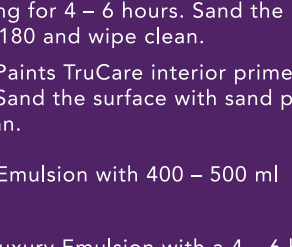
Using a combination of colours instead of a single colour can bring a space alive instantly. Look inside for more such beautiful colour combinations.



## FINISH VARIANTS



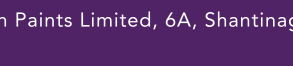
HI SHEEN FINISH  
Royale Shyne



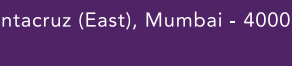
SOFT SHEEN FINISH  
Royale Aspira



MATT FINISH  
Royale Matt



NEO GOLD FINISH  
Royale Glitter



NEO SILVER FINISH  
Royale Glitter

Sheen levels are shown for indication purpose only.



## royale

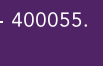
Asian Paints Royale Luxury Emulsion is an exquisite paint that transforms your walls with opulent finishes besides offering world class performance.



Low VOC as per international specifications, absence of hazardous and toxic materials.



Unmatched stain resistance



### DIRECTIONS FOR USE



Sand the surface with Sand Paper No. 180 to remove loose particles or dirt and wipe clean.



Apply 1 coat of Asian Paints TruCare interior wall primer and allow drying for 4 – 6 hours.



Smoothen the surface with coats of Asian Paints TruCare Acrylic Wall Putty. Allow drying for 4 – 6 hours. Sand the surface with Sand Paper No. 180 and wipe clean.



Apply another coat of Asian Paints TruCare interior primer and allow drying for 4 – 6 hours. Sand the surface with sand paper No. 320 or 400 and wipe clean.



Thin 1 litre of Royale Luxury Emulsion with 400 – 500 ml of water.



Apply 2 – 3 coats of Royale Luxury Emulsion with a 4 – 6 hour gap between each coat using a felt roller. For best results, use Asian Paints Royale Roller for application.

For best results, use:



Asian Paints Range of Painting Tools



TruCare interior wall primer

### ASIAN PAINTS SERVICES:

consultancy@home For Colour Consultancy at Home SMS 'CCH' to 56161.

home solutions For Professional Painting Service SMS 'PAINT' to 56161.

For more information on painting and colour selection, log on to [www.asianpaints.com](http://www.asianpaints.com), or call us at: 1800-209-5678

Free sample. Not for retail sale.

Asian Paints Limited, 6A, Shantinagar, Santacruz (East), Mumbai - 400055.