


Over The River

Age Group Results 5 Mile Walk



Place	Bib Number	Name	Age	Gender	Team	Pace	ChipTime
-------	------------	------	-----	--------	------	------	----------

5 Mile Walk

Female 10 & Under

1.	1366	Elle Larson	10	F		15:17	01:16:26
----	------	-------------	----	---	--	-------	----------

Female 11-14

1.	1154	Adalyn Reece Anderson	14	F		12:43	01:03:40
2.	1150	Blair Farrell	14	F		13:09	01:05:48
3.	74	Nancy Clement	14	F		15:01	01:15:07
4.	20	Linley L Miles	14	F		15:05	01:15:30
5.	1106	Carrie Smith	11	F		15:06	01:15:33
6.	1107	April Herrle	11	F		15:06	01:15:34
7.	1156	Campbell McCoy	14	F		15:17	01:16:28

Female 15-19

1.	1409	Preston Collins	16	F		17:10	01:25:51
2.	1406	Rayley Fortenberry	15	F		17:10	01:25:52

Female 20-24

1.	1151	Anna Ragland	23	F		15:11	01:15:57
2.	1152	Kelby Westcott	22	F		15:11	01:15:57
3.	1187	Kathleen Staebell	24	F		18:41	01:33:30

Female 25-29

1.	1164	Courtney Barnes	26	F		15:04	01:15:23
2.	1363	Marie Mathews	25	F		18:41	01:33:28
3.	1362	Amelia Fitzgerald	26	F		18:41	01:33:28

Female 30-34

1.	1358	Brittney Walker	30	F		15:44	01:18:43
2.	1195	Jamie Johnson	33	F		16:33	01:22:47
3.	1146	Jennifer Whitley	31	F		18:25	01:32:07

Female 35-39


1.	1149	April Farrell	38	F		13:08	01:05:45
2.	1137	Jenny Conley	38	F		13:29	01:07:27
3.	1375	Markita Houston	39	F		15:05	01:15:26
4.	1369	Ladora Bass	38	F		15:06	01:15:34
5.	1370	Renee McLellan	35	F		15:46	01:18:51
6.	1159	Robyn West	37	F		16:42	01:23:33
7.	1182	Chaney Carlucci	36	F		18:08	01:30:41
8.	1124	KELSEY Poole	35	F		18:59	01:34:56
9.	1395	Desi Goodson	36	F		19:30	01:37:34

Female 40-44

	1394	Jennifer Mallard	43	F		11:47	00:58:57
1.	1153	Magen Westcott	41	F		12:52	01:04:24
2.	1117	Alison Cunningham	42	F		16:07	01:20:39
3.	1377	Leticia Perez	43	F		16:17	01:21:30
4.	1408	Kendra Collins	44	F		18:03	01:30:20

Over The River

Age Group Results 5 Mile Walk



Place	Bib Number	Name	Age	Gender	Team	Pace	ChipTime
5.	1374	Hayley Cook	41	F		18:57	01:34:46

Female 45-49

1.	1368	Sonja Dufrene	48	F		11:51	00:59:17
2.	1157	Bridget Lyon	47	F		12:38	01:03:13
3.	1367	Linda Larson	48	F		13:52	01:09:22
4.	1371	Angela Presley	49	F		14:40	01:13:21
5.	1168	Ruth Funches	47	F		15:24	01:17:05
6.	1125	Stacey Springfield	48	F		15:52	01:19:25
7.	1378	Carla Donohue	46	F		16:16	01:21:21
8.	1376	Theresa Delgado	45	F		16:17	01:21:28
9.	1403	Angel Shivers	47	F		16:49	01:24:10
10.	1184	Katie Hatter	45	F		17:35	01:28:00

Female 50-54

	1133	Beth Adams	52	F		11:51	00:59:18
1.	1357	Enaka Yembe	52	F		12:19	01:01:39
2.	1356	Tanya McCain	50	F		12:39	01:03:19
3.	1179	Kelley Sanders	52	F		12:42	01:03:32
4.	1398	Laura Polk	50	F		13:11	01:05:56
5.	1138	Tammy Albert	52	F		14:30	01:12:35
6.	1198	Susan Monistere	52	F		15:47	01:18:58
7.	1193	Beverly Johnson	53	F		16:37	01:23:06
8.	1189	Liana Dean	54	F		17:15	01:26:17
9.	1115	Angela Davis-Morris	53	F		17:31	01:27:40
10.	1161	Tracey Fortenberry	53	F		21:05	01:45:30
11.	1145	Connie Whitley	53	F		21:06	01:45:33

Female 55-59

	1199	Angel Curry	56	F		11:29	00:57:26
1.	1351	Paula Chapman	55	F		13:28	01:07:22
2.	1181	Judy Slaughter	55	F		15:52	01:19:25
3.	1391	Denise H Cooper	55	F		16:10	01:20:51
4.	1113	Lydia Edwards	56	F		17:31	01:27:39
5.	1102	Cheryl Houston	56	F		18:18	01:31:33
6.	1101	Lisa Noble	56	F		18:18	01:31:33

Female 60-64


	1163	Elizabeth Joyner	61	F		11:57	00:59:46
1.	1169	Joyce Beacham	64	F		12:54	01:04:34
2.	1108	Donna Ingram	61	F		14:09	01:10:47
3.	1186	Louise Anderson	63	F		15:45	01:18:48

Female 65-69

1.	1180	Karen Sweeney	69	F		14:47	01:13:57
2.	1400	Debra Kinser	65	F		15:26	01:17:12
3.	1373	Charlotte Washington	68	F		15:30	01:17:34
4.	1148	Claudette Doiron	67	F		16:07	01:20:36
5.	1191	Janice Waring	69	F		16:54	01:24:31
6.	1410	Elizabeth Smith	67	F		17:58	01:29:53

Over The River


Age Group Results 5 Mile Walk



Place	Bib Number	Name	Age	Gender	Team	Pace	ChipTime
Female 70-79							
1.	1173	Judy Morrissey	78	F		14:26	01:12:11
2.	1111	Beverly Rice	70	F		16:05	01:20:26
3.	1175	Peggy Gouras	70	F		16:53	01:24:30
Male 10 & Under							
1.	1365	Iler Ellis	8	M		18:32	01:32:43
Male 11-14							
1.	1129	Brady Hendrix	11	M		17:13	01:26:08
Male 15-19							
1.	1118	James Cunningham	15	M		16:07	01:20:38
2.	1404	Luke Shivers	16	M		17:41	01:28:30
Male 25-29							
1.	1166	Kiante King	26	M		14:22	01:11:53
Male 40-44							
1.	1158	ISRAEL WEST	41	M		16:57	01:24:50
2.	1364	Warren Ellis	42	M		18:32	01:32:43
Male 45-49							
1.	1136	Chris Nelson	49	M		14:10	01:10:53
2.	1188	Earl Dean	48	M		17:15	01:26:20
Male 50-54							
	1134	Paul Adams	52	M		10:38	00:53:15
	1171	Larry Robinson	50	M		10:03	00:50:17
1.	1160	Neal Roberson	54	M		11:38	00:58:12
2.	1144	Jerry N. Derivaux	51	M		12:42	01:03:32
3.	1183	Craig Hatter	53	M		15:15	01:16:18
4.	1405	Shannon Shivers	53	M		16:50	01:24:15
Male 55-59							
1.	1402	Lee Fore	59	M		14:38	01:13:11
2.	1194	Jimmy Johnson	56	M		17:12	01:26:02
3.	1114	Ben Hudgens	57	M		17:32	01:27:43
4.	1407	David Price	55	M		17:43	01:28:38
Male 60-64							
	1172	Steve Pranger	61	M		11:04	00:55:24
1.	1200	Alan Curry	61	M		12:33	01:02:50
2.	1397	Charles Atkins, Jr.	64	M		13:16	01:06:22
3.	1361	Gregory Sparks	64	M		14:21	01:11:46
4.	1143	Jay Adams	63	M		15:00	01:15:03
5.	1354	Luke Nealey	62	M		15:08	01:15:43
6.	1177	Don Thames	62	M		16:12	01:21:05
7.	1103	Jeffrey S Eilders	62	M		17:16	01:26:22
8.	1128	Wallace Reid	62	M		18:24	01:32:04
9.	1127	Scott Larsen	60	M		19:01	01:35:08

[Over The River](#)

Age Group Results 5 Mile Walk



Place	Bib Number	Name	Age	Gender	Team	Pace	ChipTime
Male 65-69							
	1123	Ronald Roma	66	M		12:01	01:00:10
1.	1147	Stanley Boc	69	M		16:07	01:20:37
2.	1130	James Hendrix	67	M		17:15	01:26:20
Male 70-79							
1.	1170	Bill Seabergh	75	M		12:36	01:03:02
2.	1135	John Nelson	74	M		13:33	01:07:48
3.	1155	D.P. Scarborough	76	M		14:10	01:10:52
4.	1112	George Rice	76	M		14:52	01:14:21
5.	1162	Martin Harrison	73	M		15:16	01:16:21

Number of records: 113