


Over The River


Gender Results 5 Mile Walk



Place	Bib Number	Name	Age	Age Group	Team	Pace	ChipTime
5 Mile Walk							
Female							
1.	1199	Angel Curry	56	Female 55-59		11:29	00:57:26
2.	1394	Jennifer Mallard	43	Female 40-44		11:47	00:58:57
3.	1368	Sonja Dufrene	48	Female 45-49		11:51	00:59:17
4.	1133	Beth Adams	52	Female 50-54		11:51	00:59:18
5.	1163	Elizabeth Joyner	61	Female 60-64		11:57	00:59:46
6.	1357	Enaka Yembe	52	Female 50-54		12:19	01:01:39
7.	1157	Bridget Lyon	47	Female 45-49		12:38	01:03:13
8.	1356	Tanya McCain	50	Female 50-54		12:39	01:03:19
9.	1179	Kelley Sanders	52	Female 50-54		12:42	01:03:32
10.	1154	Adalyn Reece Anderson	14	Female 11-14		12:43	01:03:40
11.	1153	Magen Westcott	41	Female 40-44		12:52	01:04:24
12.	1169	Joyce Beacham	64	Female 60-64		12:54	01:04:34
13.	1149	April Farrell	38	Female 35-39		13:08	01:05:45
14.	1150	Blair Farrell	14	Female 11-14		13:09	01:05:48
15.	1398	Laura Polk	50	Female 50-54		13:11	01:05:56
16.	1351	Paula Chapman	55	Female 55-59		13:28	01:07:22
17.	1137	Jenny Conley	38	Female 35-39		13:29	01:07:27
18.	1367	Linda Larson	48	Female 45-49		13:52	01:09:22
19.	1108	Donna Ingram	61	Female 60-64		14:09	01:10:47
20.	1173	Judy Morrissey	78	Female 70-79		14:26	01:12:11
21.	1138	Tammy Albert	52	Female 50-54		14:30	01:12:35
22.	1371	Angela Presley	49	Female 45-49		14:40	01:13:21
23.	1180	Karen Sweeney	69	Female 65-69		14:47	01:13:57
24.	74	Nancy Clement	14	Female 11-14		15:01	01:15:07
25.	1164	Courtney Barnes	26	Female 25-29		15:04	01:15:23
26.	1375	Markita Houston	39	Female 35-39		15:05	01:15:26
27.	20	Linley L Miles	14	Female 11-14		15:05	01:15:30
28.	1106	Carrie Smith	11	Female 11-14		15:06	01:15:33
29.	1107	April Herrle	11	Female 11-14		15:06	01:15:34
30.	1369	Ladora Bass	38	Female 35-39		15:06	01:15:34
31.	1151	Anna Ragland	23	Female 20-24		15:11	01:15:57
32.	1152	Kelby Westcott	22	Female 20-24		15:11	01:15:57
33.	1366	Elle Larson	10	Female 10 & Under		15:17	01:16:26
34.	1156	Campbell McCoy	14	Female 11-14		15:17	01:16:28
35.	1168	Ruth Funches	47	Female 45-49		15:24	01:17:05
36.	1400	Debra Kinser	65	Female 65-69		15:26	01:17:12
37.	1373	Charlotte Washington	68	Female 65-69		15:30	01:17:34
38.	1358	Brittney Walker	30	Female 30-34		15:44	01:18:43
39.	1186	Louise Anderson	63	Female 60-64		15:45	01:18:48
40.	1370	Renee McLellan	35	Female 35-39		15:46	01:18:51
41.	1198	Susan Monistere	52	Female 50-54		15:47	01:18:58
42.	1125	Stacey Springfield	48	Female 45-49		15:52	01:19:25
43.	1181	Judy Slaughter	55	Female 55-59		15:52	01:19:25
44.	1111	Beverly Rice	70	Female 70-79		16:05	01:20:26
45.	1148	Claudette Doiron	67	Female 65-69		16:07	01:20:36

Over The River

Gender Results 5 Mile Walk




Place	Bib Number	Name	Age	Age Group	Team	Pace	ChipTime
46.	1117	Alison Cunningham	42	Female 40-44		16:07	01:20:39
47.	1391	Denise H Cooper	55	Female 55-59		16:10	01:20:51
48.	1378	Carla Donohue	46	Female 45-49		16:16	01:21:21
49.	1376	Theresa Delgado	45	Female 45-49		16:17	01:21:28
50.	1377	Leticia Perez	43	Female 40-44		16:17	01:21:30
51.	1195	Jamie Johnson	33	Female 30-34		16:33	01:22:47
52.	1193	Beverly Johnson	53	Female 50-54		16:37	01:23:06
53.	1159	Robyn West	37	Female 35-39		16:42	01:23:33
54.	1403	Angel Shivers	47	Female 45-49		16:49	01:24:10
55.	1175	Peggy Gouras	70	Female 70-79		16:53	01:24:30
56.	1191	Janice Waring	69	Female 65-69		16:54	01:24:31
57.	1409	Preston Collins	16	Female 15-19		17:10	01:25:51
58.	1406	Rayley Fortenberry	15	Female 15-19		17:10	01:25:52
59.	1189	Liana Dean	54	Female 50-54		17:15	01:26:17
60.	1113	Lydia Edwards	56	Female 55-59		17:31	01:27:39
61.	1115	Angela Davis-Morris	53	Female 50-54		17:31	01:27:40
62.	1184	Katie Hatter	45	Female 45-49		17:35	01:28:00
63.	1410	Elizabeth Smith	67	Female 65-69		17:58	01:29:53
64.	1408	Kendra Collins	44	Female 40-44		18:03	01:30:20
65.	1182	Chaney Carlucci	36	Female 35-39		18:08	01:30:41
66.	1102	Cheryl Houston	56	Female 55-59		18:18	01:31:33
67.	1101	Lisa Noble	56	Female 55-59		18:18	01:31:33
68.	1146	Jennifer Whitley	31	Female 30-34		18:25	01:32:07
69.	1363	Marie Mathews	25	Female 25-29		18:41	01:33:28
70.	1362	Amelia Fitzgerald	26	Female 25-29		18:41	01:33:28
71.	1187	Kathleen Staebell	24	Female 20-24		18:41	01:33:30
72.	1374	Hayley Cook	41	Female 40-44		18:57	01:34:46
73.	1124	KELSEY Poole	35	Female 35-39		18:59	01:34:56
74.	1395	Desi Goodson	36	Female 35-39		19:30	01:37:34
75.	1161	Tracey Fortenberry	53	Female 50-54		21:05	01:45:30
76.	1145	Connie Whitley	53	Female 50-54		21:06	01:45:33

Male

1.	1171	Larry Robinson	50	Male 50-54		10:03	00:50:17
2.	1134	Paul Adams	52	Male 50-54		10:38	00:53:15
3.	1172	Steve Pranger	61	Male 60-64		11:04	00:55:24
4.	1160	Neal Roberson	54	Male 50-54		11:38	00:58:12
5.	1123	Ronald Roma	66	Male 65-69		12:01	01:00:10
6.	1200	Alan Curry	61	Male 60-64		12:33	01:02:50
7.	1170	Bill Seabergh	75	Male 70-79		12:36	01:03:02
8.	1144	Jerry N. Derivaux	51	Male 50-54		12:42	01:03:32
9.	1397	Charles Atkins, Jr.	64	Male 60-64		13:16	01:06:22
10.	1135	John Nelson	74	Male 70-79		13:33	01:07:48
11.	1155	D.P. Scarborough	76	Male 70-79		14:10	01:10:52
12.	1136	Chris Nelson	49	Male 45-49		14:10	01:10:53
13.	1361	Gregory Sparks	64	Male 60-64		14:21	01:11:46
14.	1166	Kiante King	26	Male 25-29		14:22	01:11:53
15.	1402	Lee Fore	59	Male 55-59		14:38	01:13:11

[Over The River](#)

Gender Results 5 Mile Walk



Place	Bib Number	Name	Age	Age Group	Team	Pace	ChipTime
16.	1112	George Rice	76	Male 70-79		14:52	01:14:21
17.	1143	Jay Adams	63	Male 60-64		15:00	01:15:03
18.	1354	Luke Nealey	62	Male 60-64		15:08	01:15:43
19.	1183	Craig Hatter	53	Male 50-54		15:15	01:16:18
20.	1162	Martin Harrison	73	Male 70-79		15:16	01:16:21
21.	1147	Stanley Boc	69	Male 65-69		16:07	01:20:37
22.	1118	James Cunningham	15	Male 15-19		16:07	01:20:38
23.	1177	Don Thames	62	Male 60-64		16:12	01:21:05
24.	1405	Shannon Shivers	53	Male 50-54		16:50	01:24:15
25.	1158	ISRAEL WEST	41	Male 40-44		16:57	01:24:50
26.	1194	Jimmy Johnson	56	Male 55-59		17:12	01:26:02
27.	1129	Brady Hendrix	11	Male 11-14		17:13	01:26:08
28.	1188	Earl Dean	48	Male 45-49		17:15	01:26:20
29.	1130	James Hendrix	67	Male 65-69		17:15	01:26:20
30.	1103	Jeffrey S Eilders	62	Male 60-64		17:16	01:26:22
31.	1114	Ben Hudgens	57	Male 55-59		17:32	01:27:43
32.	1404	Luke Shivers	16	Male 15-19		17:41	01:28:30
33.	1407	David Price	55	Male 55-59		17:43	01:28:38
34.	1128	Wallace Reid	62	Male 60-64		18:24	01:32:04
35.	1365	Iler Ellis	8	Male 10 & Under		18:32	01:32:43
36.	1364	Warren Ellis	42	Male 40-44		18:32	01:32:43
37.	1127	Scott Larsen	60	Male 60-64		19:01	01:35:08

Number of records: 113