


Over The River Run

Gender Results 5 Mile Run




MS Race Timing & Management
www.msracetiming.com

Place	Bib	Name	Age	AG	Pace	Time
5 Mile Run						
Male						
1.	193	Hammons, Caleb	39	Male 35-39	9:21	29:05
2.	121	Newburger, Ken	28	Male 25-29	10:16	31:55
3.	188	Marquez, Armando	63	Male 60-64	10:46	33:29
4.	131	Childs, Isaac	27	Male 25-29	11:12	34:49
5.	158	Pritts, Joseph	26	Male 25-29	11:30	35:45
6.	153	Eldridge, Jay	60	Male 60-64	12:04	37:32
7.	191	Goldsmith, Landon	15	Male 15-19	12:08	37:44
8.	112	Rich, Tom	46	Male 45-49	12:11	37:52
9.	206	Miller, Donald	57	Male 55-59	12:19	38:17
10.	139	Ruble, Erik	56	Male 55-59	12:34	39:04
11.	85	King, Michael	41	Male 40-44	12:36	39:10
12.	160	Acuña, Miguel	38	Male 35-39	12:41	39:27
13.	175	Shively, Joe	58	Male 55-59	12:40	39:24
14.	195	Morgan, Mike	54	Male 50-54	12:50	39:54
15.	170	McGlade, Jesse	44	Male 40-44	12:51	39:57
16.	167	East, Larry	59	Male 55-59	13:00	40:25
17.	186	Mackintosh, Peter	36	Male 35-39	13:02	40:31
18.	128	Mallard, Evan	11	Male 11-14	13:17	41:19
19.	124	Griffin, Sherrid	48	Male 45-49	13:22	41:32
20.	157	Self, Robert	59	Male 55-59	13:23	41:37
21.	127	Mallard, Owen	9	Male 10 & Under	13:24	41:40
22.	130	Mallard, Matthew	41	Male 40-44	13:24	41:41
23.	198	Ethridge, Phil	42	Male 40-44	13:31	42:01
24.	143	Hammons, Chip	59	Male 55-59	13:31	42:00
25.	1064	Barnett, Jamie	32	Male 30-34	13:42	42:36
26.	214	Lipking, Mark	63	Male 60-64	13:55	43:15
27.	197	Rhodes, Roland	60	Male 60-64	13:59	43:29
28.	154	Meyer, Camden	12	Male 11-14	14:14	44:15
29.	119	Cagle, Taylor	55	Male 55-59	14:16	44:23
30.	192	Welch, Marty	39	Male 35-39	14:20	44:34
31.	88	Jones, Steve	64	Male 60-64	14:30	45:06
32.	98	Jones, Doug	64	Male 60-64	14:46	45:53
33.	180	VanWye, Brock	32	Male 30-34	14:49	46:03
34.	115	Eckstein, Jeff	58	Male 55-59	14:51	46:09
35.	152	THOMPSON, JASON	43	Male 40-44	14:53	46:17
36.	136	Jones, David	58	Male 55-59	14:53	46:16
37.	147	Myers, Beaver	59	Male 55-59	14:55	46:21



Over The River Run

Gender Results 5 Mile Run



Place	Bib	Name	Age	AG	Pace	Time
38.	207	Ding, Yau	54	Male 50-54	14:54	46:21
39.	187	Blanche, Brian	62	Male 60-64	14:54	46:19
40.	148	Roberts, Tyler	13	Male 11-14	14:59	46:34
41.	104	Broadhead, Stacy	59	Male 55-59	15:07	46:59
42.	189	Gladney, Jason	48	Male 45-49	15:10	47:10
43.	111	Shockley, Blake	30	Male 30-34	15:00	46:38
44.	183	Carrasquillo Escribano, Orlando	64	Male 60-64	15:48	49:06
45.	73	HAYNES, MILTON	64	Male 60-64	15:25	47:57
46.	161	Jones, Orlando	57	Male 55-59	16:18	50:39
47.	168	Artman, Jeff	62	Male 60-64	16:15	50:30
48.	185	Spears, Raphael	24	Male 20-24	16:21	50:51
49.	184	Franco Rivera, Aida	60	Male 60-64	16:18	50:40
50.	182	Carrasquillo, Orlando	35	Male 35-39	16:18	50:41
51.	109	BYRD, JOHN	68	Male 65-69	16:32	51:26
52.	196	Jeremy, Lee	27	Male 25-29	16:41	51:52
53.	114	Williams, Brett	34	Male 30-34	16:50	52:21
54.	89	Donald, David	59	Male 55-59	17:09	53:18
55.	102	Retherford, John	58	Male 55-59	17:31	54:28
56.	91	Durman, Ralph	54	Male 50-54	17:42	55:00
57.	190	Williams, Bindley	59	Male 55-59	16:57	52:41
58.	202	Almburg, Charles	38	Male 35-39	17:48	55:21
59.	176	Dixon, Tommy	70	Male 70+	17:55	55:42
60.	47	Ingram, John	30	Male 30-34	18:43	58:12
61.	172	Minot, Charlie	75	Male 70+	18:48	58:26
62.	179	Beasley, Jeremy	39	Male 35-39	18:50	58:32
63.	204	Alexander, Quincy	39	Male 35-39	19:06	59:22
64.	194	Mastro, Tony	59	Male 55-59	19:09	59:32
65.	123	Stewart, Douglas	47	Male 45-49	21:09	1:05:46
66.	117	Brown, JD	37	Male 35-39	21:13	1:05:58
67.	171	Sessums, Gary	62	Male 60-64	21:27	1:06:40
68.	203	Sessums, Eric	38	Male 35-39	21:27	1:06:41
69.	101	Gray, Dusty	48	Male 45-49	21:32	1:06:55
70.	150	SESSUMS, BRIAN	35	Male 35-39	21:27	1:06:41
71.	142	Warren, Harrison	28	Male 25-29	23:07	1:11:52
72.	163	Olson, Eric	68	Male 65-69	30:11	1:33:49
n.a.	79	Williams, Mike	57	Male 55-59	4:54	15:16
n.a.	81	Warwick, Michael	62	Male 60-64	4:53	15:12


Female

1.	82	Hall, Kristi	43	Female 40-44	11:38	36:11
2.	138	Eldridge, Hendrix	13	Female 11-14	11:56	37:07
3.	87	Crechale, AnneMaree	18	Female 15-19	12:23	38:32
4.	99	Smith, Jennifer	48	Female 45-49	12:24	38:35



Over The River Run

Gender Results 5 Mile Run



Place	Bib	Name	Age	AG	Pace	Time
5.	97	Cook, Hollie	51	Female 50-54	12:35	39:08
6.	77	Jimenez, Laura	31	Female 30-34	12:35	39:08
7.	169	Steele, Shannon	52	Female 50-54	13:05	40:42
8.	155	Harris, Nicole	48	Female 45-49	13:36	42:17
9.	108	Steen, Chantay	60	Female 60-64	13:59	43:29
10.	137	Miles, Linley L	15	Female 15-19	14:00	43:32
11.	144	Hammons, Alissa	51	Female 50-54	14:03	43:42
12.	140	Ruble, Krysti	51	Female 50-54	14:23	44:43
13.	181	Allred, Miriam	59	Female 55-59	14:31	45:08
14.	68	Herring, Tracie	37	Female 35-39	14:36	45:23
15.	126	Singley, Patty	44	Female 40-44	14:49	46:03
16.	199	Wamsley, Mia	21	Female 20-24	14:52	46:14
17.	151	Clay, Addie Grace	11	Female 11-14	14:55	46:21
18.	122	Obilade, Anne-Marie	48	Female 45-49	14:28	45:00
19.	200	Wamsley, Lisa	52	Female 50-54	15:03	46:48
20.	132	Brown, Somer	24	Female 20-24	15:19	47:36
21.	156	Gonzalez, Marisol	56	Female 55-59	15:22	47:47
22.	61	Creekmore, Paige	28	Female 25-29	15:26	47:59
23.	208	Li, Ping	55	Female 55-59	15:21	47:42
24.	86	Walker, Jennifer	34	Female 30-34	16:13	50:25
25.	80	Wells, Rachel	42	Female 40-44	16:23	50:55
26.	146	Bonelli, Rose	58	Female 55-59	16:34	51:30
27.	166	East, Kim	57	Female 55-59	16:47	52:10
28.	201	Sanders, Elbertstine	72	Female 70+	16:52	52:27
29.	90	Durman, Ernestine	51	Female 50-54	16:50	52:20
30.	95	Naya, Elizabeth	44	Female 40-44	16:57	52:43
31.	177	White, Mary	45	Female 45-49	16:58	52:45
32.	205	Runnels, Jacki	55	Female 55-59	17:08	53:15
33.	62	Higgs, Mary Alice	52	Female 50-54	17:26	54:11
34.	103	Walters, Jill	29	Female 25-29	17:32	54:30
35.	94	Priester, Charlene	70	Female 70+	17:49	55:22
36.	60	Litsey, Kaitlyn	33	Female 30-34	17:49	55:24
37.	133	Harber, April	29	Female 25-29	17:53	55:37
38.	71	Lewis, Alison	41	Female 40-44	18:08	56:23
39.	164	McGee, Andrea	43	Female 40-44	18:26	57:17
40.	149	Holland, Megan	35	Female 35-39	18:50	58:34
41.	129	Marshall, Helen	74	Female 70+	19:15	59:50
42.	120	Cagle, Monica	51	Female 50-54	19:31	1:00:39
43.	125	Mastrostefano, Kimberly	48	Female 45-49	20:01	1:02:14
44.	159	Carmichael, Brittney	32	Female 30-34	20:24	1:03:25
45.	48	Deal, Jo	64	Female 60-64	21:00	1:05:16
46.	116	Brown, Amanda	37	Female 35-39	21:14	1:05:59



Over The River Run

Gender Results 5 Mile Run



Place	Bib	Name	Age	AG	Pace	Time
47.	65	Lewis, Charla	36	Female 35-39	21:26	1:06:39
48.	100	Gray, Donna	50	Female 50-54	21:32	1:06:55
49.	107	Brownell, Varissa	33	Female 30-34	21:33	1:07:00
50.	78	Lindsey, Nancy	54	Female 50-54	21:33	1:06:58
51.	74	Pittman, Jamie	39	Female 35-39	22:08	1:08:48
52.	145	Bivings, Scharla	54	Female 50-54	22:17	1:09:16
53.	67	Everett, Vickie	64	Female 60-64	22:53	1:11:08
54.	178	Beasley, Christie	33	Female 30-34	22:53	1:11:09
55.	105	Broadhead, Debbie	59	Female 55-59	23:21	1:12:34
56.	141	Warren, Anastasia	26	Female 25-29	23:07	1:11:52
57.	72	HAYNES, CHRISTINE	61	Female 60-64	23:50	1:14:05
58.	93	Purvis, Shelby	30	Female 30-34	24:57	1:17:34
59.	92	Smith, Julianna	30	Female 30-34	24:58	1:17:35
60.	1065	Barnett, Lindsay	31	Female 30-34	25:59	1:20:46
61.	162	Olson, Jeanne	70	Female 70+	30:12	1:33:51
62.	96	Stitt, Penny	66	Female 65-69	32:55	1:42:17

Number of records: 136

