


# Over The River Run

## Gender Results 5 Mile Run



MS Race Timing & Management


www.msracetiming.com

Place	Bib	Name	Age	AG	Pace	Time
<b>5 Mile Run</b>						
<b>Male</b>						
1.	986	Kazery, Peter "Gus Gus"	31	Male 30-39	8:43	27:07
2.	961	Hammons, Caleb	40	Male 40-49	8:57	27:52
3.	870	Crandall, Ryan	28	Male 20-29	9:02	28:07
4.	960	Childs, Isaac	28	Male 20-29	10:09	31:35
5.	956	Terrett, Samuel	19	Male 11-19	10:48	33:37
6.	963	Rogers, Jeffrey	39	Male 30-39	10:56	34:01
7.	909	Cagle, Luke	23	Male 20-29	11:26	35:34
8.	924	Bryant, Carl	61	Male 60-69	11:29	35:43
9.	990	Nowicki, Michael	63	Male 60-69	11:39	36:15
10.	967	Register, Bryan	53	Male 50-59	11:48	36:40
11.	947	Eldridge, Brad	36	Male 30-39	11:56	37:06
12.	862	Trichell, Jamie	51	Male 50-59	12:04	37:33
13.	945	Pennington, Jonathan	47	Male 40-49	12:15	38:06
14.	45	King, Michael	42	Male 40-49	12:20	38:21
15.	970	Shively, Joe	59	Male 50-59	12:19	38:17
16.	900	East, Larry	60	Male 60-69	12:29	38:49
17.	883	Hopkins, Austin	30	Male 30-39	12:32	38:57
18.	985	Hogan, John	33	Male 30-39	12:34	39:04
19.	917	Hood, Ronnie	63	Male 60-69	12:57	40:15
20.	873	Sisneros, Bill	40	Male 40-49	12:57	40:18
21.	992	Foshee, Seth	26	Male 20-29	12:57	40:16
22.	898	James, Andrew	37	Male 30-39	13:03	40:34
23.	910	Davidson, Peyton	19	Male 11-19	13:12	41:04
24.	994	Pratt, Wayne Pratt	57	Male 50-59	13:17	41:19
25.	972	Rains, David	46	Male 40-49	13:20	41:28
26.	957	Griffin, Sherrid	49	Male 40-49	13:28	41:52
27.	997	Bullen, Noland	40	Male 40-49	13:40	42:30
28.	617	Lipking, MarK	63	Male 60-69	13:07	40:48
29.	9700	Pratt, William	24	Male 20-29	13:47	42:50
30.	995	Brown, Don	74	Male 70+	13:48	42:53
31.	907	Cagle, Taylor	56	Male 50-59	13:59	43:29
32.	854	Sloan, Steven	41	Male 40-49	14:05	43:46
33.	894	Matkin, Nicholas	36	Male 30-39	14:20	44:34
34.	913	Goodin, Joshua	14	Male 11-19	14:25	44:49
35.	954	Jones, Orlando	58	Male 50-59	14:43	45:44
36.	867	DOLLAR, JEFFREY	51	Male 50-59	14:46	45:53
37.	839	HAYNES, MILTON	65	Male 60-69	14:52	46:13



# Over The River Run

## Gender Results 5 Mile Run



Place	Bib	Name	Age	AG	Pace	Time
38.	855	Broadhead, Stacy	60	Male 60-69	14:57	46:28
39.	962	Jones, Steve	65	Male 60-69	15:01	46:40
40.	941	Tillotson, Jamie	62	Male 60-69	15:17	47:30
41.	904	Clift, Connor	27	Male 20-29	15:19	47:37
42.	889	Garner, Derrick	42	Male 40-49	15:42	48:49
43.	998	Kronfol, Andrew	33	Male 30-39	15:58	49:37
44.	996	lloyd, william	36	Male 30-39	16:07	50:08
45.	1147	Cutler, Tim	50	Male 50-59	15:51	49:18
46.	44	Derosia, Dylan	26	Male 20-29	16:50	52:19
47.	47	Artman, Jeff	63	Male 60-69	17:33	54:33
48.	983	Barreca, Daniel	27	Male 20-29	18:04	56:09
49.	977	Retherford, John	59	Male 50-59	18:26	57:19
50.	975	Henry, Mack	38	Male 30-39	18:41	58:04
51.	953	Locke, Mark	52	Male 50-59	18:39	58:00
52.	884	Cox, David	57	Male 50-59	19:24	1:00:18
53.	837	Plaza, Ray	58	Male 50-59	19:37	1:01:00
54.	915	Spears, Julius	15	Male 11-19	19:40	1:01:07
55.	971	Henry, Ike	75	Male 70+	20:04	1:02:22
56.	952	Walters, Evan	32	Male 30-39	20:27	1:03:35
57.	919	Schappell, Hayden	30	Male 30-39	20:49	1:04:43
58.	893	Bell, James	37	Male 30-39	21:20	1:06:20
59.	948	Honeycutt, Greg	54	Male 50-59	22:12	1:09:00
60.	886	Walker, Carroll	68	Male 60-69	22:38	1:10:20
61.	46	Harris, Timothy	64	Male 60-69	24:26	1:15:57


### Female

1.	874	Jimenez, Laura	32	Female 30-39	11:51	36:51
2.	942	Eldridge, Hendrix	14	Female 11-19	12:08	37:44
3.	9790	Parker, Sophia	24	Female 20-29	12:46	39:40
4.	968	Steele, Shannon	53	Female 50-59	12:54	40:08
5.	890	Moore, Jennifer	38	Female 30-39	13:01	40:29
6.	979	DeVore, Katie	22	Female 20-29	13:03	40:34
7.	905	Fortenberry, Brittany	34	Female 30-39	13:51	43:05
8.	911	Davidson, Racheal	45	Female 40-49	13:56	43:19
9.	955	Kennedy, Wanda	68	Female 60-69	14:08	43:56
10.	852	Sloan, Becky	39	Female 30-39	14:06	43:51
11.	882	Higgs, Mary Alice	53	Female 50-59	14:19	44:30
12.	892	Bell, Miranda	35	Female 30-39	14:33	45:13
13.	976	Austin, Tiffany	52	Female 50-59	14:49	46:05
14.	991	Cross, Rachel	27	Female 20-29	14:52	46:14
15.	1000	Williams, Laura Beth	35	Female 30-39	14:58	46:33
16.	958	Gonzalez, Marisol	57	Female 50-59	15:01	46:41
17.	951	Walters, Jill	30	Female 30-39	15:07	46:59



# Over The River Run

## Gender Results 5 Mile Run



Place	Bib	Name	Age	AG	Pace	Time
18.	987	Vicars, Julie	41	Female 40-49	15:12	47:16
19.	877	Brown, Somer	25	Female 20-29	15:16	47:28
20.	845	Obilade, Anne-Marie	49	Female 40-49	15:17	47:32
21.	888	Phillips, Christina	37	Female 30-39	15:19	47:36
22.	872	Campbell, Colleen	65	Female 60-69	15:21	47:45
23.	965	Grey, Jennifer	40	Female 40-49	15:25	47:54
24.	927	DOLLAR, Carol	47	Female 40-49	15:33	48:22
25.	906	Foster, Terrie	37	Female 30-39	15:52	49:20
26.	959	Miles, Toni	46	Female 40-49	15:52	49:20
27.	926	Litsey, Kaitlyn	34	Female 30-39	15:52	49:19
28.	966	Ferrell, Katie	41	Female 40-49	15:58	49:38
29.	912	Goodin, Katy	40	Female 40-49	16:06	50:02
30.	899	Bennett, Brenna	40	Female 40-49	16:24	51:00
31.	901	East, Kim	58	Female 50-59	16:37	51:40
32.	949	Dalton, Sabrina	48	Female 40-49	16:38	51:44
33.	875	Barnhill, Reagan	25	Female 20-29	16:37	51:41
34.	944	Louisville,	50	Female 50-59	16:50	52:20
35.	999	Harber, April	30	Female 30-39	17:02	52:57
36.	984	BROCK, SHEMETRICE	40	Female 40-49	17:34	54:37
37.	843	Copes, Caitlin	33	Female 30-39	17:37	54:47
38.	914	Kneipp, Natalie	36	Female 30-39	17:37	54:47
39.	989	Giovanni, giovanni	52	Female 50-59	17:39	54:52
40.	980	Gravel, Natasha	28	Female 20-29	17:55	55:41
41.	928	Marascalco, Pam	57	Female 50-59	18:04	56:10
42.	916	Brownell, Varissa	34	Female 30-39	18:10	56:29
43.	978	Zimmerman, Julia	24	Female 20-29	18:11	56:31
44.	833	Mathews, Jessica	48	Female 40-49	18:37	57:52
45.	974	Rains, Claire	16	Female 11-19	18:41	58:05
46.	943	Walker, Pamelaia	31	Female 30-39	18:47	58:24
47.	903	Bliss, Ava	37	Female 30-39	19:00	59:05
48.	922	Priester, Charlene	71	Female 70+	19:07	59:26
49.	964	Schlosser, Teresa	51	Female 50-59	19:20	1:00:07
50.	908	Cagle, Monica	52	Female 50-59	19:32	1:00:43
51.	918	Simmons, Rita	64	Female 60-69	19:36	1:00:55
52.	902	Lewis, Charla	37	Female 30-39	20:14	1:02:53
53.	841	Roberson, Maria	44	Female 40-49	20:21	1:03:14
54.	993	Jackson, Tammy	53	Female 50-59	20:38	1:04:08
55.	925	Deal, Jo	65	Female 60-69	20:42	1:04:21
56.	920	Schappell, Katelynn	30	Female 30-39	20:49	1:04:43
57.	878	Brown, Katee	30	Female 30-39	21:19	1:06:16
58.	891	Hunt, Rebecca	62	Female 60-69	21:20	1:06:20
59.	921	Bivings, Scharla	55	Female 50-59	21:31	1:06:53



# Over The River Run

## Gender Results 5 Mile Run



Place	Bib	Name	Age	AG	Pace	Time
60.	871	Cox, Allison	53	Female 50-59	21:42	1:07:28
61.	887	Bazor, Tammy	57	Female 50-59	21:56	1:08:11
62.	982	Williams Smith, Marilyn	47	Female 40-49	21:57	1:08:12
63.	836	Plaza, Jacqueline	50	Female 50-59	22:24	1:09:36
64.	988	Addison, Vanessa	57	Female 50-59	22:31	1:09:58
65.	857	Broadhead, Debbie	60	Female 60-69	23:06	1:11:48
66.	834	Lowrey, Jean	66	Female 60-69	23:16	1:12:19
67.	973	Rains, Melissa	44	Female 40-49	23:54	1:14:18
68.	981	Robinson, Trophia	51	Female 50-59	24:00	1:14:37
69.	946	Lovell, Debra	68	Female 60-69	21:24	1:06:30
70.	895	Anderson, Dian	74	Female 70+	26:44	1:23:06
71.	880	dalton, heylee	26	Female 20-29	27:24	1:25:09
72.	879	rice, marlena	26	Female 20-29	27:24	1:25:11
73.	876	Carlisle, McKenzie	26	Female 20-29	29:47	1:32:35

Number of records: 134

