Action Safety
FALL PROTECTION SPECIALISTS

EXYAN

FALL PROTECTION EXPERT

BY SECURLINE
SÉCURITÉ ANTICHUTE SUR-MESURE
CUSTOM-MADE FALL PROTECTION SOLUTIONS

CATALOGUE 2026

PERSONAL FALL PROTECTION EQUIPMENT

Key player and expert in securing work at height, particularly in construction and industry for almost 40 years, thanks to its entities **LMP SÉCURITÉ** (installation of safety nets, shrink-wrapping) and **SECURLINE** (standard and custom-made fall protection systems: lifelines, guardrails or access systems: crinoline ladders, bridges and decks, roof-crossing walkways etc.), we are now expanding our activity with the **EXYAN**'s range to offer you the best in individual safety against falls from height.

EXYAN offers you :

- A local service: support in choosing the most suitable solution to your needs.
- The possibility of training, audit, risk analysis and inspection.
- Complete solutions adapted to each profession / each intervention.
- A complete catalogue and custom-made offer (safety nets, lifelines, access systems, harnesses, lanyards etc.).
- Products developed to guarantee comfort and efficiency at work thanks to collaboration with business experts and perfect knowledge of operators' constraints.

SUMMARY

EXYAN'S PRESENTATION

Who are we ? 1-4

REGULATION AND PRINCIPLES OF WORKING AT HEIGHT

Regulations 5
Standards 6
The categories and components of a PPE system 7-8
How to limit the risks 9-12

OUR FALL PROTECTION SOLUTIONS

Full body harnesses 14-23
Harnesses accessories 24-27
Retractable fall arresters 28-32
Energy absorber lanyards 33-38
Lanyards 39
Work positioning lanyard 40
Temporary anchors and temporary lifelines 41-46
The confined spaces 47-48
Rescue solutions 49-50
The helmets 51-53
The bags 54
Connectors 55-56
Kits 57-59

AND MUCH MORE

SecurLine's solutions 60-61
Training 62

EXYAN by SECURLINE

EXPERT IN FALL PROTECTION FOR ALMOST 40 YEARS

Experience & Independence

SecurLine is above all:
- An independent French company, number 1 in its market.
- Nearly 40 years of experience in fall protection.
- An innovative and dynamic team made up of a sales and marketing department, business managers, engineers and trainers, all specialized in fall protection.
- Collective and individual solutions, standard or custom-made: the guarantee of finding a solution perfectly suited to your needs.

NO COMPROMISE BETWEEN QUALITY AND RESPONSIVENESS

Know-How & Quality control

SecurLine has its own :
- Design and manufacturing tool; assurance of the control and quality of its solutions.

The direct relationship between the sales department and the workshop allows SecurLine to have very short response and order preparation times, even for custom-made requests.

- Testing laboratory allowing to proceed with checks and tests (static and dynamic) in accordance with current standards.

A DEDICATED POINT OF CONTACT: A STORY OF PEOPLE

Support from A to Z

Because safety is above all about people, Securline provides you with a dedicated contact person who will follow your project from A to Z., and will help you choose the best solution, standard or custom-made, to meet your needs.



CUSTOMIZED SOLUTIONS

Our engineering service

SecurLine has its own design office to respond to your requests and lead the project, from start to finish.

- Analysis of the technical specifications ;
- Pre-study and budget estimate ;
- Designing the solutions in order to be in compliance with the current standards.
- Drawings for manufacturing and final installation.
- Calculation notes for installation approval by control authorities ;
- Manufacturing and installation monitoring until final receipt.

COLLECTIVE AND INDIVIDUAL SOLUTIONS

A constantly evolving range

SecurLine also provides you with a wide range of standard products designed to guarantee comfort and efficiency at work:

Access systems:
- ladders,
- decks,
- roof crossing walkways
- etc.

Collective fall arrest systems:
- guardrails
- a full range of safety nets
- etc.

Individual fall arrest systems:
- lifelines,
- brackets and gantries
- etc.

A brand new range of PPE fall arrest systems EXYAN, which expands the offer with mobile anchors, fall arresters and a complete range of safety harnesses, from the simplest to the most technical to meet your needs.

EXYAN
FALL PROTECTION EXPERT

A COMPLETE PACKAGE OF SERVICES

Experienced trainers / auditors

SecurLine operates in various fields to offer you its services :
- Standard or customized Working at Height trainings (harness use, MEWP safety, suspended person evacuation, PPE inspector, etc.).
- Safety audit.
- Prevention day.
- Verification of your fall protection PPE.

And more.

Action Safety

REGULATIONS

WHAT DOES THE EUROPEAN REGULATION SAY ?

According to Regulation 2016/425 of the European Parliament and of the Council of 9 March 2016, the following definitions apply:

- «Personal protective equipment» (PPE) :
  a) Equipment designed and manufactured to be worn or held by a person to protect them against one or more risks to their health or safety;
  b) An interchangeable component for equipment referred to in point (a) which is essential to its protective function;
  c) A connecting system for equipment referred to in point (a) which is neither worn nor held by a person, designed to connect said equipment to an external device or a safe anchorage point, not intended to be permanently fixed, and does not require fixing before use.

- «Conformity assessment»: The process used to demonstrate whether the essential health and safety requirements of this Regulation regarding PPE have been met.

- «Conformity assessment body»: An organization that performs conformity assessment operations, such as calibration, testing, certification, and inspection.

- «CE marking»: The marking by which the manufacturer indicates that PPE complies with the applicable requirements of Union harmonization legislation providing for its affixing.

They are classified in category III: «risks that may have very serious consequences such as death or irreversible health damage».

Manufacturer's obligations:
According to this Regulation, the manufacturer of PPE must:

- Ensure that the PPE has been designed and manufactured in accordance with the applicable essential health and safety requirements (set out in Annex II of the Regulation).
- Implement quality control during serial production.
- Affix the CE marking, the identification number of the notified body for production control, and the reference to the applicable standard on the PPE.
- Provide a batch or serial number for the identification of the PPE.
- Make the instructions and EC declaration of conformity available.

The Regulation also specifies that «PPE intended to prevent falls from height or their effects must have a body holding device and a connecting system that can be connected to a safe external anchorage point. They must be designed and manufactured so that, when used under foreseeable conditions of use, the body's fall height is as low as possible to avoid impact against an obstacle, without the braking force reaching the threshold for occurrence of bodily injury, or the opening or breaking of a component of this PPE resulting in the user's fall.».

STANDARDS

To be considered as PPE, the equipment must be tested and certified as compliant according to the requirements of the European standards.
Below the main European standards :

EN 341	DESCENDER DEVICES FOR RESCUE
EN 353-1	GUIDED TYPE FALL ARRESTERS INCLUDING A RIGID ANCHOR LINE
EN 353-2	GUIDED TYPE FALL ARRESTERS INCLUDING A FLEXIBLE ANCHOR LINE
EN 354	LANYARDS
EN 355	ENERGY ABSORBERS
EN 358	BELTS AND LANYARDS FOR WORK POSITIONING
EN 360	RETRACTABLE FALL ARRESTERS
EN 361	FULL BODY HARNESSES
EN 362	CONNECTORS
EN 567	ASCENDERS
EN 813	SIT HARNESSES
EN 795-A à E	ANCHOR DEVICES
EN 12841	ROPE ACCESS SYSTEMS - ROPE ADJUSTMENT DEVICES
TS 16415	PERSONAL FALL PROTECTION EQUIPMENT – ANCHOR DEVICES – RECOMMENDATIONS FOR ANCHOR DEVICES FOR USE BY MORE THAN ONE PERSON SIMULTANEOUSLY

THE BASIC PRINCIPLES OF FALL PROTECTION

FALL PROTECTION PPE CATEGORIES

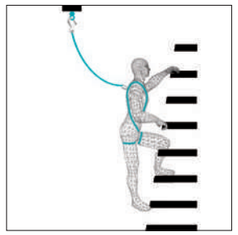

FALL ARREST SYSTEM

Protects interventions at heights: it will arrest the fall when necessary and prevent the user from hitting the ground, provided the appropriate fall arrest system is selected for the work situation (see fall factor and clearance section). The fall protection system will limit the impact caused by the fall speed to a maximum of 6kN on the human body. It consists of a body restraint system (safety harness), a fall arrest connection (lanyard, retractable, sliding device...), an anchor point (can be fixed or mobile, may be the structure itself), and training for all users and supervisors.

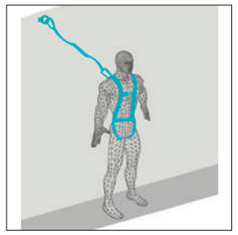

RESTRAINT SYSTEM

Prevents falls by limiting movement. Most of the time it consists of a safety harness connected to a lanyard.
This system is designed to stop a fall from height and should therefore not be confused with a fall arrest system; this even if it is implemented with components that may appear similar. The length of the lanyard must be chosen or adjusted so that the fall is impossible.

WORK POSITIONING SYSTEM

This system is not a fall protection system but complements it in certain cases. Most of the time, it consists of a work positioning lanyard connected to the side D-rings of a safety harness equipped with a positioning belt, complemented by a fall arrest system. The work positioning system allows for hands-free work and, in certain situations, reduces the fall clearance.

THE COMPONENTS OF A FALL PROTECTION SYSTEM

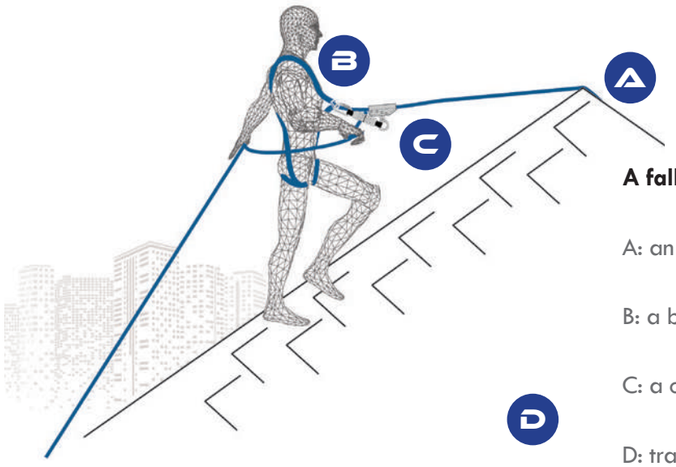

A fall arrest system includes:

A: an anchor system

B: a body holding system

C: a connecting system

D: training

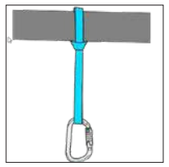

THE ANCHOR SYSTEM A

The operator is connected to the anchor point thanks to a connecting system.
The anchor system can be removable (sewn sling, removable lifeline…) or fixed (lifeline, anchor device, or structural like post, pylone, scaffold etc.).

THE BODY HOLDING SYSTEM B

This is a full body harness (shoulder straps and leg straps). It must be equipped at least with a dorsal fall arrest attachment point. It can offer other additional fall arrest sternal attachment points (via 2 textile loops or via a metallic D-ring for example). Any fall arrest attachment point on a harness must bear the mark “A” which indicates that it has been tested and certified as such.

THE CONNECTING SYSTEM C

It connects the operator to the anchor point. It can have several functions: restraint system (most often in the form of a lanyard) or fall arrest system (retractable type fall arrester, fall arrester on rope, lanyard etc.).

THE TRAINING D

Workers at height must be trained by a competent trainer on the usage of the safety products and pre-use check. The training must be linked to the risk analysis, that should be performed to determine the right and safe fall protection solution.

LIMIT THE RISKS

SECURE ACCESS TO THE WORK STATION

This involves taking measures and implementing devices to ensure the safety of workers when they need to access elevated areas. It involves the use of personal protective equipment (PPE) such as safety harnesses, ladders, secured work platforms, guardrails, and other devices to prevent or mitigate the risks of falls and ensure a safe and protected working environment. It also includes anticipating safety needs through a comprehensive safety audit and implementing the appropriate training(s).

SECURE INTERVENTIONS AT THE WORK STATION

This implies taking specific measures to ensure the safety of workers when carrying out interventions, repairs or special operations at their workplace.
This includes the use of appropriate personal protective equipment (PPE), such as safety harnesses, helmets, gloves, protective glasses, etc., depending on the specific risks of each intervention.

PROVIDE AN EVACUATION SOLUTION

This requires anticipating risks and putting measures in place to enable rapid and safe rescue in the event of an emergency or a dangerous situation in the workplace.

This involves identfying routes, defining emergency exits and ensuring that they are clearly marked, or having a mobile elevating platform on site to respond quickly in the event of co-worker's fall.

Rescue solutions may also include the installation of alarm systems and emergency communication equipment, such as fire alarms, intercoms, or notification systems to quickly inform workers in case of danger.

In order to determine the appropriate fall protection equipment, 3 major elements must be considered:

- The **FALL FACTOR**, in other words the position of the anchor point in relation to that of the worker.

- The **MINIMUM CLEARANCE**, that is to say the necessary distance between the anchor point and the ground (or the first obstacle), to avoid hitting the ground in the event of a fall.

- The **PENDULUM EFFECT** (or swing effect), corresponds to the lateral movement that can occur following a fall when the anchor is not located vertically to the operator.

FALL FACTORS

There are 3 fall factors (therefore 3 different risk levels):

Fall FACTOR 0

Anchor point located above the head. Lanyard above the person.

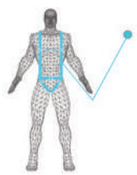

Fall FACTOR 1

Anchor point located at the level of the dorsal attachment of the harness or slightly above.

Fall FACTOR 2

Anchor point located under the dorsal attachment of the harness or near the feet.

Wherever possible, priority should be given to situations with fall factor 0.

The lower the fall factor, the lower the forces exerted on the operator's body and the less fall clearance required.

Conversely, the higher the fall factor, the greater the forces generated by the fall, increasing the risk of serious injury to the operator and requiring greater fall clearance to limit risks.

FALL FACTOR CALCULATION EXAMPLES

Example with a 2m absorber with a single lanyard in fall factor 2

This is the situation where the minimum clearance is the most dangerous. It is highly recommended to avoid this situation.

FALL FACTOR 2: TO AVOID WHEREVER POSSIBLE

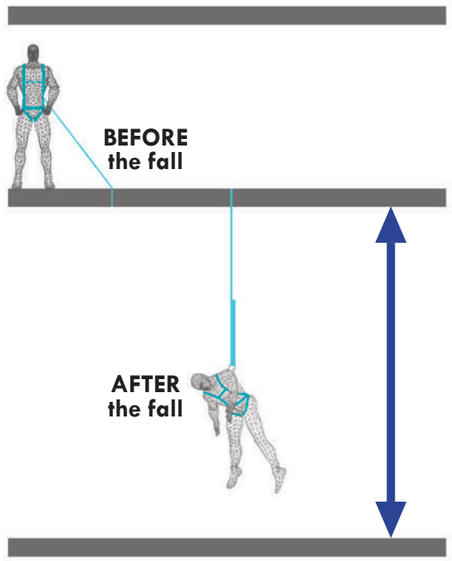

User's feet

Absorber elongation: **1,75 m.**

Lanyard length: **2 m.**

Height of person: **2 m.**

Safety distance: **1 m.**

Minimum clearance: **6,75 m.**

Warning:
These calculation are just examples, as such, they do not exempt from training.

FALL FACTOR 1: TO BE APPROACHED WITH CAUTION

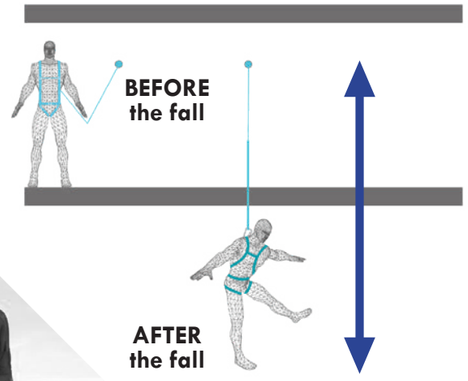

Example of space clearance calculation when using a HAVANA stretch webbing lanyard.

User's feet

Absorber elongation: **0,9 m.**

Lanyard length: **1,85 m.**

Height ofperson: **2 m.**

Safetydistance: **1 m.**

Minimum clearance: **5,75 m.**

Using a retractable fall arrester device with a fall factor 0

As a retractable type fall arrester is a device that locks almost immediately in the event of a fall, its use in this type of configuration (anchored overhead) requires the smallest fall clearance. It is therefore the ideal configuration.

FALL FACTOR 0: TO PRIORITIZE

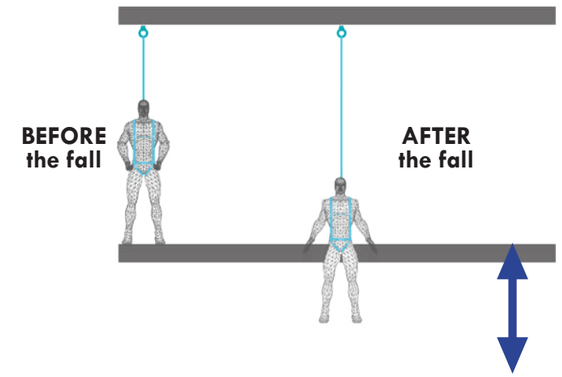

User's feet

Stopping distance: **80 cm.**

Safety distance: **1 m.**

Minimum clearance: **1,80 m.**

Warning:
These calculation are just examples, as such, they do not exempt from training.

PENDULUM EFFECT

The pendulum effect (also called «swing effect») corresponds to the lateral movement that can occur following a fall when the anchor is not located vertically to the operator.
This kind of situation can be dangerous as it may result in the operator impacting an obstacle along the fall trajectory..

It is necessary to always read the user manual to check the maximum angle autorized by the fall arrest system.

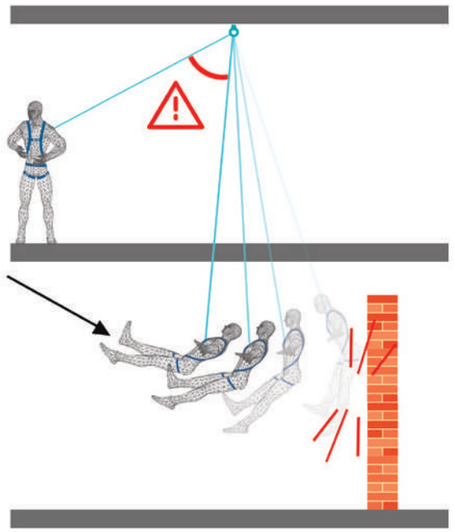

Caution:
These calculations are provided here as examples. The clearance height should be calculated based on the analysis of the environment and the fall protection solution that will be selected. These calculations are explained in theoretical training on fall protection PPE. Contact us for more information.

OUR FALL PROTECTION SOLUTIONS

Full body harnesses 14-23
Harnesses accessories 24-27
Retractable fall arresters 28-32
Energy absorber lanyards 33-38
Lanyards 39
Work positioning lanyard 40
Temporary anchors and temporary lifelines 41-46
The confined spaces 47-48
Rescue solutions 49-50
The helmets 51-53
The bags 54
Connectors 55-56
Kits 57-59

FULL BODY HARNESSES



HARNESS SPECIFICATIONS

OVERALL STRUCTURE OF A HARNESS

Dorsal D-ring
(fall arrest attachment point)

Adjustment buckle.

Shoulder straps.

Excess webbing retention loop.

Dorsal padding.

Chest straps.

Sternal D-ring
(fall arrest attachment point).

Park point.

Padded work positioning waist belt.

Side D-rings for work positioning.

Padded leg straps.

Automatic buckles.

HOW TO PUT ON AND ADJUST A FALL ARREST HARNESS

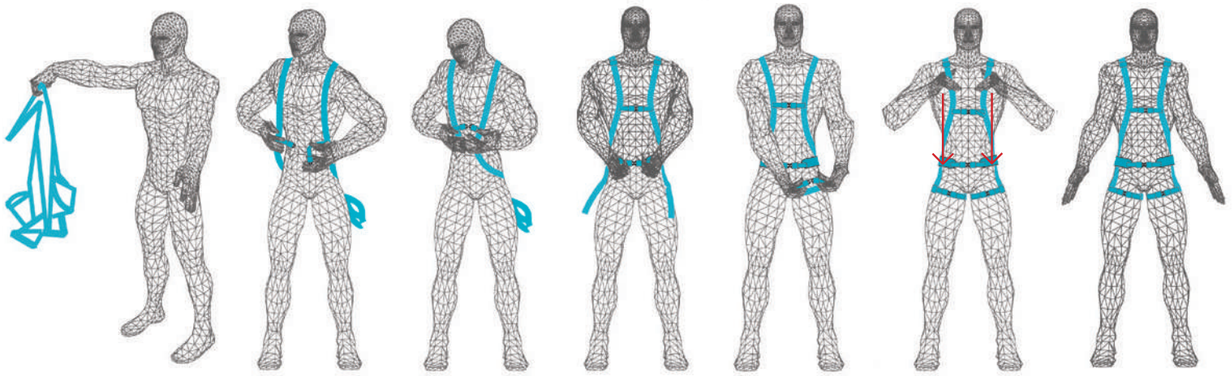

1 2 3 4 5 6 7

Follow step 1 to 7 to put the harness on.

Step 1: Hold the harness by the back D-ring as shown on figure 1, and shake it to allow all straps to fall into place.

Step 2: Put your arms through the shoulder straps as shown on figure 2, and make sure the webbing doesn't become twisted.

Step 3: Close the chest strap buckle as shown on figure 3.

Step 4: Close the belt strap buckle and adjust the belt to ensure proper fit as shown on figure 4..

Step 5: Take hold of leg straps between the legs and close using the appropriate buckles as shown on figure 5. Adjust the leg straps so that they fit tight around the legs.

Step 6: Adjust the shoulder straps as shown on figure 6 so that the harness fits snugly against the body, not too tight.

Step 7: After all straps have been buckled, tighten all buckles so that the harness fits snug but allow full range of movement.

EN 361 | EN 358 | EN 813 | EN 1497

MADEIRA

Full body harness 7 points with work positioning belt and suspension attachment point
2 points for fall arrest connection (1 sternal D, 1 dorsal D)
2 side points for work positioning
1 ventral point for suspension work
2 shoulder points for rescue

Reference EX250-01 (XS)
Reference EX250-02 (S-M)
Reference EX250-03 (L-XL)
Reference EX250-04 (XXL)

Comfort

- Unique reinforced lumbar comfort foam,
- Micro-perforated support belt for excellent air flow.
- Horizontal leg straps.
- Allows rapid adjustment through downward movement.
- Fitted with many adjustments & with park points.

Safety

- Aluminium one-way-fit quick connect buckles.
- Reflective straps on the waist belt.

SIZES	XS / S-M / L-XL / XXL
STERNAL POINT	ALUMINIUM D
BUCKLES	QUICK CONNECT BUCKLES
COMFORT FOAM	SHOULDERS, WAIST & LEGS

WORK SEAT

Reference EX947

Designed for use with a full body work positioning or suspension harness

- Aluminum bar under the padding to ensure long-lasting use without deformation.
- Wide seat for good stability and comfortable hanging or standing position while working.
- Two D-rings (50 kg load capacity) for hanging bags or other equipment.
- Adjustable on both sides of the seat.

USE	SUPPORT FOR SUSPENDED WORK
ADJUSTMENTS	2 SETTINGS FOR OPTIMAL ADAPTATION

ASCENSION HANDLE

Reference EX940 – Right handle
Reference EX941 – Left handle

Designed for ascent on rope

- Suitable for ropes with diameters from 8 to 13 mm, to meet the needs of various environments and applications.
- Lightweight: made of aluminum alloy.
- Available in two models: right-handed and left-handed.

ROPE SIZE	DIAMETER FROM 8 TO 13MM
STANDARD	EN 567

ROPE

Reference EX760-200: Rope 200m

- Certified to EN1891 Type A
- Resistant & flexible: made in polyamide
- Available in 200 m
- For other lengths, please consult us.



DIAMETER	11 MM
STANDARD	EN 1891 TYPE A

EN 361 EN 358

HAWAI

Fall arrest harness 4 points
2 fall arrest attachments
2 side attachments for work positioning

Reference EX240-01(M-L)

Reference EX240-02 (XL-XXL)

Super high comfort

- Top-down intuitive shoulder adjustment.
- Quick connect buckles in aluminum.
- Removable dorsal and leg comfort foam: for heat management.
- Comfortable foams on the back, legs and waist.

Great freedom of movement

- Comfortable padded waist-belt.
- Y - Design
- Horizontal leg straps (no friction)

Convenient accessories

- Park point for lanyard hooks when not in use.
- Two tool holder slings on the waist belt.
- Delivered in a reusable small bag.

Safety

- Quick connect buckles with antireverse system.
- Fall indicators.
- Reflectives tapes on the waist belt.

SIZES	M-L / XL-XXL
STERNAL ATTACHMENT	1 ALUMINUM D-RING
BUCKLES	ALUMINUM QUICK CONNECT
COMFORT FOAM	BACK, LEG AND WAIST

EN 361 EN 358

ATHENA

Fall arrest harness 4 points
2 fall arrest attachment points
2 side attachments for work positioning

Reference EX241-01 (M-L)

Light and functional

- Shoulder and thigh adjustment
- Manual buckles
- Work positioning belt
- Sternal point (2 textile loops to connect)
- Dorsal Point (Metal D ring)

SIZES	M-L
STERNAL ATTACHMENT	2 FRONT WEBBING LOOPS
BUCKLES	MANUAL
COMFORT FOAM	WAIST BELT

EN 361

CUBA

Fall arrest harness, 2 points

Reference EX220-01 (M-L)

Reference EX220-02 (XL-XXL)

Super high comfort

- Top-down intuitive adjustment.
- Quick connect buckles in aluminum.
- Removable dorsal and leg comfort foam: for heat management.

Great freedom of movement

- V shape on harness side.
- Horizontal leg straps (no friction).

Safety

- Fall indicators.
- Quick-connect buckles with antireverse system.

Convenient accessories

- Park point for lanyard hooks when not in use.
- Delivered in a reusable small bag.

SIZES	M-L / XL-XXL
STERNAL ATTACHMENT	1 ALUMINUM D-RING
BUCKLES	ALUMINUM QUICK CONNECT
COMFORT FOAM	DORSAL & LEGS (REMOVABLE)

EN 361

PALMA

Fall arrest harness, 2 points

Reference EX202-01 (M-L)

Easy and quick to put on

- Fall arrest front attachment point via 2 webbing loops to link.
- Fall arrest back attachment point via a D-ring.
- Shoulder, leg and chest adjustments.
- Quick connect buckles.
- Removable dorsal pad.

Safety

- Quick connect buckles with green indicator to ensure proper locking.
- Equipped with fall indicators.

SIZE	M-L
STERNAL ATTACHMENT	2 TEXTILE LOOPS
BUCKLES	STEEL QUICK CONNECT
COMFORT FOAM	DORSAL, REMOVABLE

Action Safety

EN 361

RIO

Fall arrest harness, 2 points

Reference EX200-UNI

Lightweight and quick to put on

- Fall arrest front attachment point via 2 webbing loops to link.
- Fall arrest back attachment point via a D-ring.
- Adjustable chest strap
- Manual pass-through buckles

SIZE	UNIVERSAL
STERNAL ATTACHMENT	2 TEXTILE LOOPS
DORSAL ATTACHMENT	D-RING ON BACK PLATE
BUCKLES	MANUAL

EX912

EX913



COMFORT FOAMS

Comfort pad: shoulders and legs

Reference EX912 (shoulder)

Reference EX913 (legs, by pair)

Ergonomic and comfortable

- Ergonomic design to fit the user's body shape.
- Thick padding to reduce pressure and friction points and ensure great comfort.
- Honeycomb material to allow air circulation.

Adaptability to different harnesses

- Easily attached to the different EXYAN harness models thanks to its velcro fasteners.
- Delivered as standard: CUBA, HAWAI, and PALMA models (shoulders only).

MATERIAL	EVA
ATTACHMENT	REMOVABLE (VIA VELCRO)
DELIVERED AS STANDARD	CUBA, HAWAI, PALMA (SHOULDERS ONLY)

WEBBING EXTENSION

Fall harness accessories

Reference EX900-01

Efficient and easy to use

- Freedom of movement for work at height or in depth
- Quick and easy connection to the fall arrester: equipped with a scratch to keep it accessible on the shoulder strap of the harness.
- Made in Polyester webbing.

Versatile

2 possibilities to connect it to the harness :

- With a lark's head (knot) on the back D-ring of the harness (approx. lg 35cm).
- Directly to the back D-ring of the harness via a connector (lg 40cm).

LENGTHS	WITH KNOT: +/-35 CM / CONNECTED: +/- 40 CM
USE	ON THE HARNESS BACK D-RING
STANDARD	EN 354

EX910

EX911

TOOL LANYARDS

Stretch holding tool lanyard

Easy and Efficient

- Designed to easily connect a tool and prevent its fall when working at height.
- The stretch webbing allows the comfortable use of the tool.

2 models

- Reference EX910: With 2 small carabiners (lg 62-100cm).
- Reference EX911: With 1 small carabiner and 1 adjustable loop (lg 78-115cm).

MAX WEIGHT	7 KG
CONNECTOR	ALUMINUM
MATERIALS	NYLON STRAPS

Action Safety

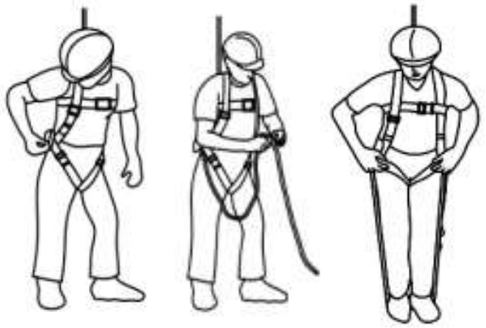

ANTI TRAUMA STRAPS

Fall harness accessories

Reference EX915 (by pair)

Efficient

- Specifically developed to limit the harmful effects of suspension trauma by preventing the compression effect of the harness leg straps in the event of a fall.
- Forms a support for the feet to allow the user to stand upright and relieve pressure on the groin.

Quick to install

- Ultra light, they simply attach to the harness via textile loops

Practical

- Suitable for all harnesses

SIZE	ADJUSTABLE
MATERIALS	NYLON STRAPS
BUCKLES	ALUMINUM

OVERALL STRUCTURE OF AN AUTOMATIC FALL ARRESTER

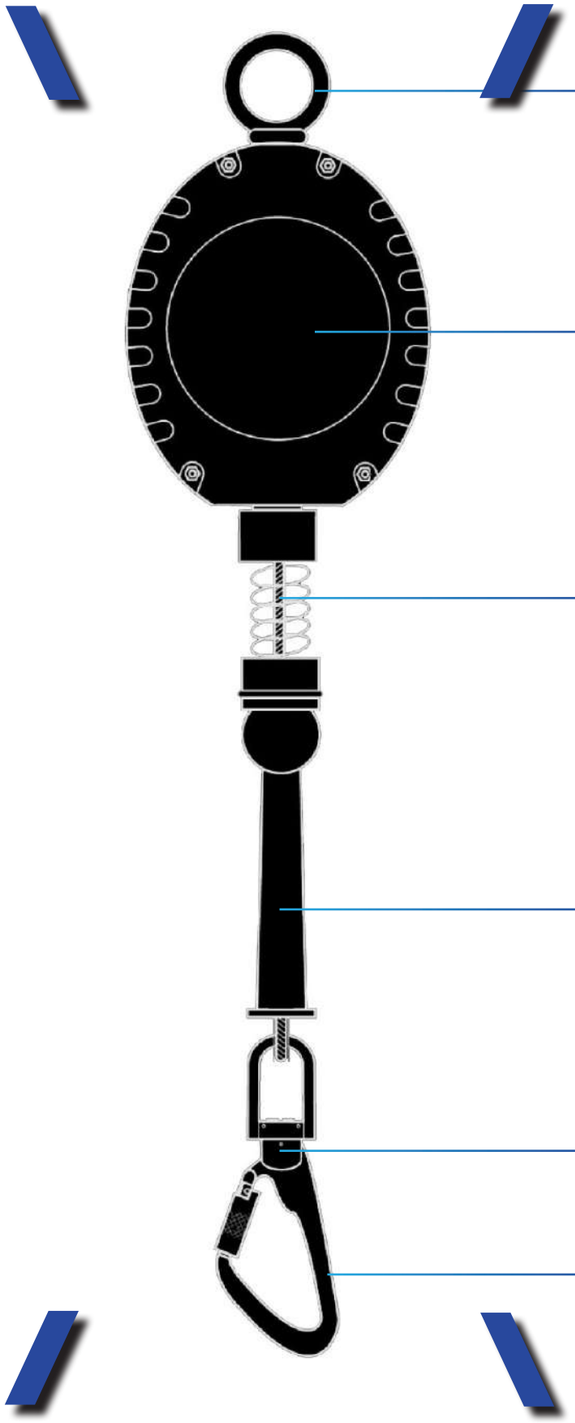

ATEX Certified

EN 360

ARA WEB 1.80M

Retractable fall arrester with webbing 1.8m

Reference EX320-1.8

Resistant

- Polymer housing for high resistance to shock and friction.
- Polyamide strap.
- Maximum weight: 100kg

Handy

- Compact and lightweight.
- Equipped with 2 swivels to accompany the user's movements in complete freedom and prevent the strap from twisting.

Safe

- Energy absorber to reduce impact to less than 6kN in the event of a fall.
- Rapid fall arrest.
- Carabiner with fall indicator.

LENGTH	1.80 M
USE	VERTICAL
MAX USER WEIGHT	100KG
STANDARD	EN360 - ATEX

Action Safety

EN 360

ATEX Certified

ARA

Self-retractable cable fall arrester

Reference EX300-06 (6m)
Reference EX300-10 (10m)
Reference EX300-15 (15m)
Reference EX300-20 (20m)
Reference EX300-30 (30m)

Resistant

- Polymer housing for high resistance to shock and friction.
- Stainless steel cable Ø4.5mm.
- User weight up to 137kg in vertical use.

Handy

- Handle for quick and easy transport.
- Equipped with two swivels to follow the user's movements in complete freedom and avoid the risk of the cable being twisted.

Safe

- Stops the fall almost immediately.
- Low carabiner equipped with a fall indicator.

Exists in galvanised steel wire cable version

LENGTH	6 M / 10 M / 15 M / 20 M / 30 M
USE	VERTICAL
MAX USER WEIGHT	137KG
STANDARD	EN360 - ATEX

EN 360

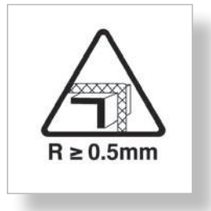

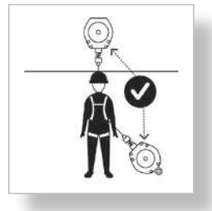

TOKYO EDGE

Reference EX350-06 (6m)
Reference EX350-10 (10m)
Reference EX350-15 (15m)
Reference EX350-20 (20m)

Resistant

- Self-retracting fall arrest device made of galvanized steel cable.
- Casing offering high resistance to impact and abrasion.
- Tested on edge for horizontal use.

Handy

- Transport handle.
- Equipped with 2 swivels to follow user's movements in complete freedom and avoid the risk of the cable being twisted.

LENGTH	6 M / 10 M / 15 M / 20 M
USE	VERTICAL & HORIZONTAL
MAX WEIGHT	140KG
STANDARD	EN360

Action Safety

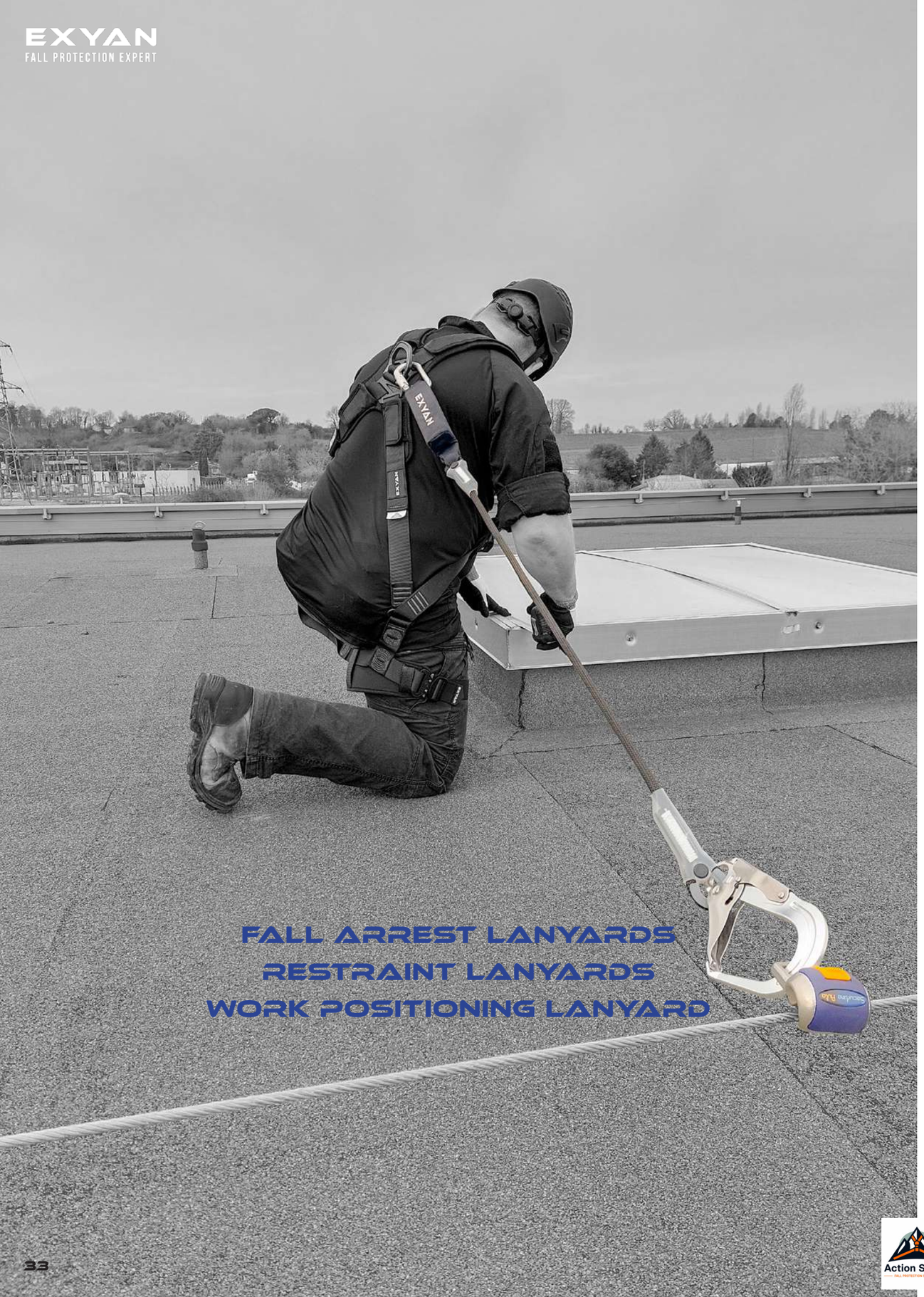

ENERGY ABSORBER WITH LANYARD

OVERALL STRUCTURE OF A FALL ARREST LANYARD

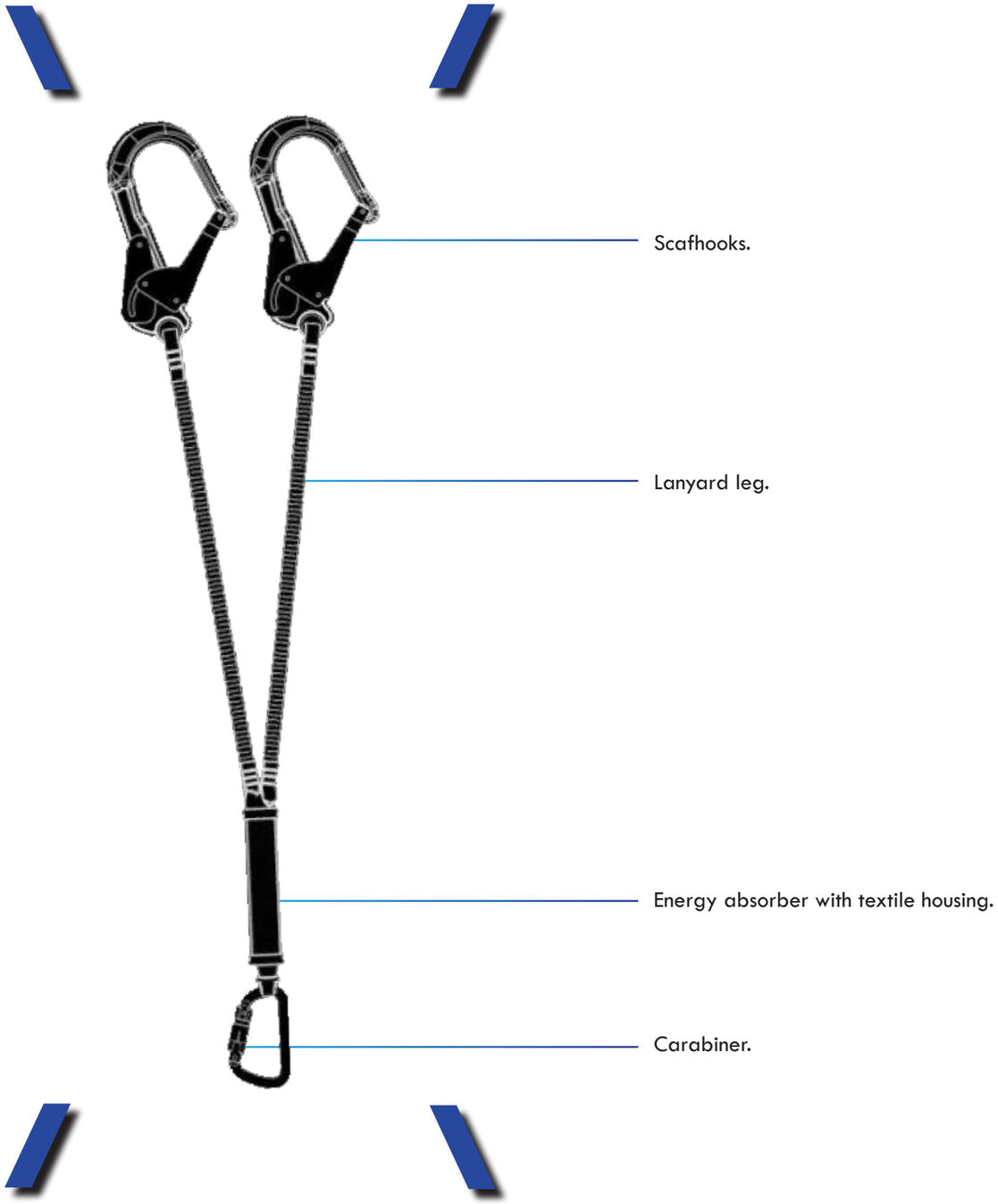

EN 355

EN 355

FIDJI

Rope fall arrest lanyard with energy absorber

Flexible & resistant

- Made of flexible and resistant kernmantel rope.
- Stops falls and reduces impact thanks to its webbing energy absorber.
- Absorber protected by a textile cover.
- Safety stitchings protected by a transparent thimble.
- Tested at 140kg.

Reference	Max length	Connector harness side	Connector anchor side
EX600-150	1,5M	alu twistlock	alu twistlock
EX600-200	2M	alu twistlock	alu twistlock
EX601-150	1,5M	alu twistlock	alu scafhook
EX601-200	2M	alu twistlock	alu scafhook

For other versions, please consult us.

LENGTH	1.5 M AND 2 M
MAX USER WEIGHT	140KG
STANDARD	EN355

FIDJI Y

Rope fall arrest twin lanyard with energy absorber

Flexible & resistant

- Made of flexible and resistant kernmantel rope, it allows movement without disconnection thanks to its double leg.
- Stops falls and reduces impact thanks to its webbing energy absorber.
- Absorber protected by a textile cover.
- Safety stitchings protected by a transparent thimble.
- Tested at 140kg.

Reference	Max length	Connector harness side	Connector anchor side
EX620-150	1,5M	alu twistlock	alu scafhook
EX620-200	2M	alu twistlock	alu scafhook
EX621-150	1,5M	steel twistlock	steel scafhook
EX621-200	2M	steel twistlock	steel scafhook

For other versions, please consult us.

LENGTH	1.5 M AND 2 M
MAX USER WEIGHT	140KG
STANDARD	EN355

EN 355

HAVANA

Fall arrest lanyard with energy absorber

Flexible and comfortable to use

- Light and easy to handle stretch fall arrest lanyard.
- Minimizes the risk of tripping thanks to its stretch webbing.

Resistant

- Stops the fall and reduces the impact thanks to its energy absorber.
- Absorber protected by a textile cover.

Reference	Max length	Connector harness side	Connector anchor side
EX630-185	1,85M	alu twistlock	alu twistlock
EX631-185	1,85M	alu twistlock	alu scafhook

For other versions, please consult us.

MAX LENGTH	1.85 M
MAX USER WEIGHT	140KG
STANDARD	EN355

EN 355

HAVANA Y

Twin fall arrest lanyard with energy absorber

Flexible and comfortable to use

- Twin stretch fall arrest lanyard, light and easy to handle, it allows movement without disconnection thanks to its double leg.
- Reduces the risk of tripping thanks to its elastic webbing composition.

Resistant

- Stops the fall and reduces the impact thanks to its energy absorber.
- Absorber protected by a textile cover.

Reference	Max length	Connector harness side	Connector anchor side
EX640-185	1,85M	alu twistlock	alu scafhook

For other versions, please consult us.

MAX LENGTH	1.85 M
MAX USER WEIGHT	140KG
STANDARD	EN355

WORK POSITIONING LANYARD

EN 354

RHODES

Restraint lanyard in kernmantel rope

Reference EX650-100.

Reference EX650-150.

Reference EX651-150

Flexible and resistant

- This lanyard is not a fall arrester but a movement limiter.
- Prevent falls: positioned at a sufficient distance from the edge, it will hold the user and prevent any tipping.
- Safety stitchings protected by a transparent thimble.

Reference	Max length	Connector harness side	Connector anchor side
EX650-100	1M	steel twistlock	steel twistlock
EX650-150	1,5M	steel twistlock	steel twistlock
EX651-150	1,5M	steel twistlock	steel scafhook

For other versions, please consult us.

LENGTH	1M AND 1,5M
MATERIAL	ROPE DIAM. 12MM
STANDARD	EN354

EXYAN



EN 358

TENERIFE

Work positioning lanyard

Reference EX660-200

High strength

- Designed to be used with a waist belt harness as a work positioning system and allow the user to work handsfree.
- Made in kernmantel rope diameter 12mm, protected by a webbing sheath.
- Safety stitchings protected by a transparent thimble.

Easy use

- Smooth adjustment with the aluminium rope adjuster which slides smoothly along the rope and can be operated with one hand.
- Equipped with a twist-lock carabiner and a snaphook for an easy and quick connection to the side D-rings.
- In some cases, allows reduction of fall clearance.

LENGTH	2M
MATERIAL	ROPE DIAM. 12MM
STANDARD	EN358

TEMPORARY VERTICAL LIFELINE

MOBILE FALL ARRESTER

EN 353-2

CANCUN

Temporary vertical rope lifeline with mobile fall arrester

Reference EX700-10 (lg 10m)
Reference EX700-20 (lg 20m)
Reference EX700-30 (lg 30m)

Flexible and easy to install

- Follows the user's movements and stops the fall.
- Equipped with a twistlock steel carabiner.

TELESCOPIC POLE

Reference EX945

Allows you to create an anchor point at height

Lightweight and easy to handle

- Maximum height 7m
- Equipped with a 125mm opening aluminum carabiner

STANDARD	EN795-B

Resistant

- Steel rope grab and kernmantel rope.

Safety

- Unremovable from rope
- Tested to max user weight 140kg (equipment included)

LENGTHS	10M / 20M / 30M
MAX USER WEIGHT	140KG
STANDARDS	EN353-2



TEMPORARY ANCHOR SLING

EN 795-B

OSLO

Sewn sling

Versatile

- Designed to create a temporary anchor point on a fixed structure.
- Made in 25mm wide polyamide webbing, resistant to abrasion.

Available in 4 lengths:

- 60 cm ref EX820-60
- 80 cm ref EX820-80
- 120 cm ref EX820-120
- 150 cm ref EX820-150

STANDARD	EN795-B

EN 795-B

ORLANDO

Adjustable anchor sling

Simple and efficient

- Quick to install, this adjustable strap allows the creation of a temporary anchor point for one person by simply and swiftly encircling a structure.

Adjustable

- Quick adjustment to the size of the structure thanks to its ratchet adjustment system.
- Equipped with a quarter-turn carabiner.
- Available in 2 lengths: 5m and 10m.

Exists in 2 lengths:

Reference EX810-05 version 5m

Reference EX810-10 version 10m

STANDARD	EN795-B

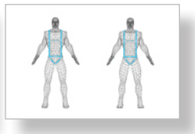

EN 795-B

MAJORQUE

Horizontal Webbing Anchorage Line

Reference EX800-20

Adaptability.

- Adjustable strap which allows the creation of a temporary horizontal lifeline between two structures.
- Users (up to 2 persons simultaneously) can connect a fall arrest lanyard via a connector and work safely while moving along the line.

Modularity.

- Quick adjustment thanks to its ratchet adjustment system.
- Easy storage with its bag.
- Total length: 20m.

LENGTH	FROM 3 M TO 20 M
USE	HORIZONTAL
MAX USER	2 USERS
STANDARD	EN795-B



Beam anchor

Reference EX860-610

- Size: from 63.5 mm to 610 mm.
- Easy to install and adapt to the beam size.

Dual Sliding beam anchor

Reference EX861-610

- Size: from 63.5 mm to 610 mm.
- Easy to install and adapt to the beam size.
- Rolling: follows the user's movements.

Beam anchor

Reference EX862-457

- Size: from 63.5 mm to 457 mm.
- Quick & easy to install.
- Versatile : for horizontal and vertical use.

NUMBER OF USERS	1 PERSON
STANDARD	EN795-B

Action Safety

EN 795-B

Discover our complete range:

- Reference EX840 Tripod
- Reference EX844 Tripod + Winch Kit
- Reference EX845-10 Tripod + Ara rescue 10m Kit
- Reference EX845-20 Tripod + Ara rescue 20m Kit
- Reference EX846-10 Tripod + Ara rescue 10m + Winch Kit
- Reference EX846-20 Tripod + Ara rescue 20m + Winch Kit

TRIPOD 2.4M

Reference EX840

Handy and easy to transport, it allows you to create a temporary anchor quickly.

Mains specifications

- High-strength aluminum alloy tripod.
- Height: from 148 to 247cm.
- Equipped with a top pulley.
- Opening diameter under tripod from 156 to 248cm.
- Adjustment increments: 8cm.
- Max. capacity: 140 kg.

STANDARD	EN795-B

WINCH

Reference EX841

Easy to set up and use.

- Steel cable.
- Length 20m.
- Carabiner.



STANDARD	EN1496-A

EN 360 & EN 1496

ARA RESCUE

Reference EX390-10 ARA rescue 10m

Reference EX390-20 ARA rescue 20m

Resistant, high-level protection and easy to operate.

- Stainless steel cable.
- Length 10m and 20m.
- Housing in aluminum.
- Top Hook: twistlock.
- Bottom hook: high strength indicating swivel.
- Capacity range: up to 150kg

STANDARDS	EN360 & EN1496-A

SPREADER BAR

Reference EX944

Spreader bar for the rescue/evacuation of a person in a vertical position from a confined space.

- Materials: Webbing and steel.
- Dimensions: 60 cm.
- Equipped with carabiners and a steel D-ring in the center for quick evacuation.

USE	SIMPLIFIES EVACUATION IN A CONFINED SPACE

RESCUE SYSTEMS

AUTOMATIC DESCENDER

EN 341

Reference EX946

This device allows for self-rescue or rescue by a person.

- Gradual descent.
- Crank handle for easy rescue maneuvers.
- Upper and lower connectors conform to EN 362 standard.
- Rope lengths: 30 m and 90 m.

For other lengths, please contact us.

Number of users	Capacity range (kilograms)	Maximum descent distance (meters)
2	280 KG	175 M
1	140 KG	500 M
1	100 KG	500 M
1	75 KG	500 M

ACCESSORIES
CONNECTORS
KITS

EN 12492

BARBADE

Safety helmet

Reference EX920

Light and comfortable.

- Designed to provide maximum protection against drops and impacts.

Perfect fit.

- Its adjustable chin strap allows for a perfect fit which ensures the helmet has impeccable support and comfort.

Breathable.

- Its 6 ventilation holes create a controlled air flow providing breathability while keeping you dry.

Supports accessory attachments.

- Lamps,
- Visors,
- Noise-canceling shell,
- Etc.

SIZE	FROM 54 CM TO 60 CM
WEIGHT	435 GR
STANDARD	EN 12492

HELMET

EN397 EN12492

COPACABANA

Safety helmet

Reference EX921

Versatile.

- Certified for work at height and work on the ground*.
- Equipped with ventilation holes that can be closed with one touch.

Easy adjustment.

- Head tightening adjustment ratchet
- Adjustable chin strap.

Support accessory attachments.

- Lamps
- Visors
- Noise-cancelling shell
- Etc.

* (except chin strap – available as an option)

SIZE	FROM 53CM TO 64CM
WEIGHT	520 GR
STANDARDS	EN 12492 & EN 397

BAGS

TRANSPORT BAG

Large bag to transport PPE

Reference EX931

Comfortable

- Material PE 600 D.
- Reinforced handle for comfortable handling.

Practical

- Top and front zipper.
- Adjustable and removable shoulder strap.
- Size 550x325x280mm.

SIZE	550 X 325 X 280MM
MATERIAL	PE 600 D

BACK PACK

Designed for great comfort when transporting PPE

Reference EX930

Light and comfortable

- Material PE 600 D.
- Shoulder straps and back padded with comfortable foam.

Pratical

- 2 lateral pockets.
- 1 inside pocket.
- Capacity 15 liters.
- Size 250x420x180mm.

CAPACITY	15 LITERS
SIZE	250 X 420 X 180 MM
MATERIAL	PE 600 D

SCREW LOCK SYSTEM

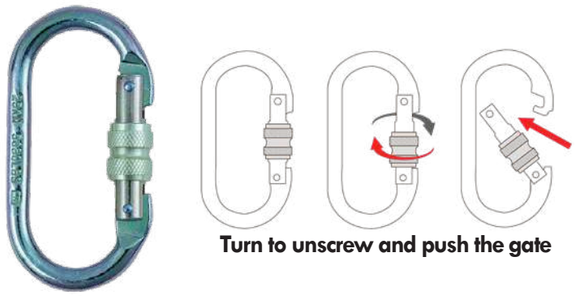

Screwlock steel carabiner
Reference EX951
- Opening 18mm
- Certified EN362-B

Screwlock steel quick link
Reference HT-R01-10
- Opening 15mm
- Certified EN362-Q

TWIST-LOCK OPENING SYSTEM

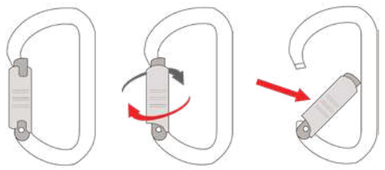

Twistlock alu carabiner
Reference EX953
- Opening 19mm
- Certified EN362-B

Twistlock steel carabiner
Reference EX952
- Opening 20mm
- Certified EN362-B

SCAFHOOKS

Scafhook in steel
Reference EX954
- Opening 55mm
- Certified EN362-A

Scafhook in aluminum
Reference EX955
- Opening 56mm
- Certified EN362-A

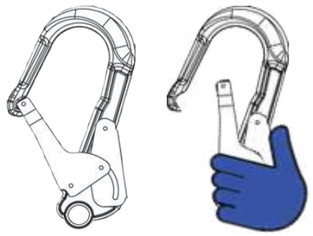

Double action for opening: squeeze the back and the front

Work safely at height with confidence!

Explore our selection of ready-to-use fall arrest kits - tailored for every job site to guarantee maximum protection.

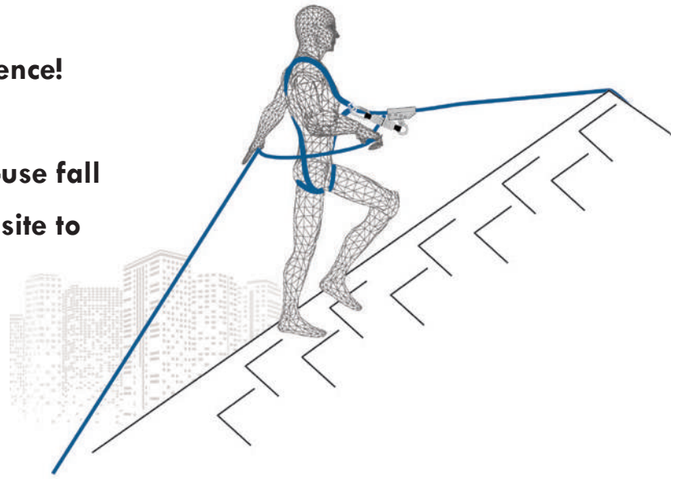

SLOPED ROOF KIT

Reference EX981

+

+

+

+

PALMA

2-point fall arrest harness
Reference EX202-01

Easy and quick to put on.
Equipped with a dorsal and a sternal point.
Adjustable shoulder, chest and leg straps.
Quick connect buckles.

CANCUN

Tempory vertical lifeline 20m
Reference EX700-20

Flexible and easy to install.
Follows user's movements
Stops a fall immediately.
Tested at 140 kg.

OSLO

Anchor strap 0.6m
Reference EX820-60

Versatile and efficient.
To create a temporary anchor.

CARABINER TWISTLOCK

Steel carabiner
Reference HT-R03

Opening 20 mm.

TRANSPORT BAG

Bag
Reference EX931

Light.
Reinforced handle.
Adjustable and removable shoulder strap.

Also available as an INITIAL ROOF KIT, reference EX980 with the RIO harness.

WORK POSITIONING KIT

Reference EX985

+

+

+

HAWAI

Waist Belt Harness
2 fall arrest points
2 work positioning points
Reference EX240-01 (M-L)

Easy and quick to put on.
Work positioning belt.
Adjustable straps, chest strap and thighs.
Quick connect buckles.
Comfort foams for the back, waist and thighs.
Fall indicators.

CANCUN

Tempory vertical lifeline 20m
Reference EX700-20

Flexible and easy to install.
Follows user's movements
Stops a fall immediately.
Tested at 140 kg.

TENERIFE

Work positioning lanyard 2m
Reference EX660-200

Easy to use.
Used with a belt harness, it allows hands-free work in a stable posture.

TRANSPORT BAG

Bag
Reference EX931

Light.
Reinforced handle.
Adjustable and removable shoulder strap.

MEWP KIT 1

Reference EX982

+

+

RIO

2-point fall arrest harness
Reference EX200-UNI

Light and quick to put on.
Equipped with a dorsal and a sternal point.
Adjustable chest and leg straps.
Manual buckles.

RHODES

Restraint lanyard
Reference EX651-150

Kernmantel lanyard, flexible and resistant.
Restraint.
Equipped with a scafhook (easy anchoring on the structure) and a twistlock carabiner (quick connection to the harness).

BACK PACK

Bag
Reference EX930

Light et comfortable.
Equipped with padded shoulder straps.
2 side pockets.
1 interior pocket.

SCAFFOLD KIT 1

Reference EX984

+

+

PALMA

2-point fall arrest harness
Reference EX202-01

Easy and quick to put on.
Equipped with a dorsal and a sternal point.
Adjustable shoulder, chest and leg straps.
Quick connect buckles.

FIDJI Y 1.5M

Fall arrest lanyard
Reference EX620-150

Double kernmantel lanyard, flexible and resistant.
Equipped with an absorber to stop a fall from height.
Its 2 legs allow movement while still being connected.
Equipped with a scafhook (easy anchoring on the structure) and a twistlock carabiner (quick connection to the harness).
Tested at 140 kg

BACK PACK

Bag
Reference EX930

Light et comfortable.
Equipped with padded shoulder straps.
2 side pockets.
1 interior pocket.

MAINTENANCE KIT 1 - VERTICAL WORK

Reference EX983

+

+

PALMA

2-point fall arrest harness
Reference EX202-01

Easy and quick to put on.
Equipped with a dorsal and a sternal point.
Adjustable shoulder, chest and leg straps.
Quick connect buckles.

ARA 10M

Retractable fall arrester
Reference EX300-10

Stops a fall immediately.
Resistant: polymer housing, stainless steel cable.
Tested at 137 kg
Carrying handle.
Carabiner with swivel and fall indicator.

OSLO

Anchor strap 0.6m
Reference EX820-60

Versatile and efficient.
To create a temporary anchor.

SECURLINE
SÉCURITÉ ANTICHUTE SUR-MESURE
CUSTOM-MADE FALL PROTECTION SOLUTIONS

DISCOVER THE SECURLINE RANGE

CATALOGUE

The reference for fall protection

Discover the fall protection solutions developed by SecurLine in its catalogue and explore a diversified range of products designed to meet all safety needs. Innovative and reliable solutions are available to effectively secure work at height.

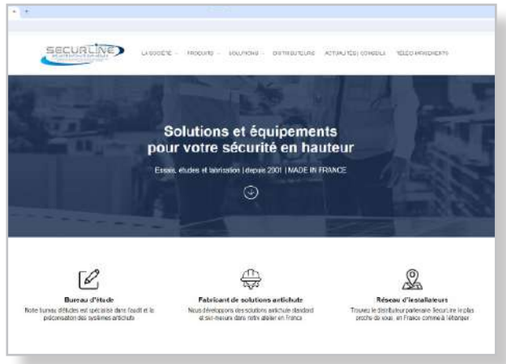

WEBSITE

www.securline.fr

SecurLine provides a comprehensive range of support to assist with the implementation of all fall protection projects. You can find - among other things - technical data sheets, installation instructions, and certificates of conformity for each solution.

ENGINEERING DEPARTMENT

Dedicated contact people

The engineering department specializes in studying fall protection systems and creating comprehensive solutions to address all issues related to work at height. Naturally proficient in structural design and calculations, our business engineers have a thorough understanding of work at height European regulations, as well as possible technical solutions.

SecurLine offers both standard and custom-made solutions, taking into account various parameters related to your work at height situation: regulations, environment, technical constraints (types of supports, space limitations, etc.), ensuring a safe intervention.

For more information about the products and services offered by SecurLine, please do not hesitate to contact us.

Action Safety
FALL PROTECTION SPECIALISTS

SECURLINE'S SOLUTIONS

ABSOLUTE FALL PROTECTION

Cable lifelines
Rail lifelines
Vertical lifelines
Anchor systems
Fixed gantries and brackets
Mobile gantries and brackets
Weighted interfaces
Simple and caged ladders
Roof crossing walkways

Self-supporting gantries
Bridges and decks
Guardrails
Brackets and masts
Securing translucent materials
Roof walkways
Ground solutions
Fibrociment roof interfaces
Securing green roofs
Protecting tanks and pits

Automatic fall arresters
Harnesses
Lanyards
Temporary lifelines
Anchor slings
Connectors
Helmets
Bags
and much more

TRAINING

This action falls into the category of skill adaptation and development actions for employees and complies with a regulatory obligation for employees (Article 4323 of the Labor Code). We recommend a refresher course (M.A.C) every three years.

SecurLine offers comprehensive training programs that meet regulatory requirements related to falls from heights. These cover a wide range of topics, from regulations to the use of harnesses and fall protection devices, to advanced skills for specific environments such as telecom towers, wooden/concrete poles, lifelines, and more.

Our training programs are primarily hands-on! Leveraging the expertise of an experienced rope access trainer in the field of work at heights, we provide both standard and customized training to meet regulatory requirements, enhance skills, and ensure the safety of all participants in various work-at-height situations.

Non-exhaustively, here is a list of examples of training sessions where we can assist you :

- Working at height on a flat roof.
- Securing in a MEWP (mobile elevated work platform).
- Working at height on a sloped roof.
- Working at height on an unloading dock.
- Confined space and evacuation.
- Working at height on an electrical pylon.
- Working at height on a rope (attention to specific conditions)
- Working at height trainer training
- Evacuation of a suspended person
- Training for fall protection equipment (EPI) inspector
- Working on a pole
- Etc.

REGULATORY TRAINING

Training modules meeting regulatory requirements.
Standard and tailor-made training

CHECKING PPE

It is mandatory and must be conducted every 12 months. We carry it out for you and provide concise and justified recommendations.

NOTES

NOTES

Action Safety
FALL PROTECTION SPECIALISTS

Action Safety
FALL PROTECTION SPECIALISTS

PARTNER CONTACT

Action Safety (UEN: 53524348X)

31 Hougang Ave 7, #08-06
Singapore 538800

Email: sk@actionsafety.sg
Phone: +65 9093 8612
Website: www.actionsafety.sg

EXYAN
FALL PROTECTION EXPERT

BY

SECURLINE
SÉCURITÉ ANTICHUTE SUR-MESURE
CUSTOM-MADE FALL PROTECTION SOLUTIONS

36 Avenue de Plaisance
ZAE de Plaisance - 16300 Barbezieux - St Hilaire - France

Téléphone: +33 (0)5 45 78 83 85
Email: contact@exyan.fr

www.exyan.fr