



# ORCHIDS

## GVOS Online

Keep up with the latest news and announcements

### Facebook

<https://www.facebook.com/GrandValleyOrchidSociety>

### Facebook Group

<https://www.facebook.com/groups/543471410009131>

### Email

[grandvalleyorchidsociety@gmail.com](mailto:grandvalleyorchidsociety@gmail.com)

### Instagram

<https://instagram.com/grandvalleyorchidsociety>

#gvos\_mi

## Calendar

### December 16<sup>th</sup>

Holiday Party

### January 20<sup>th</sup>

Pre-Show?

### January 28<sup>th</sup>

Show Set up

### January 29<sup>th</sup> – 30<sup>th</sup>

Show at FMG

## GVOS Board

### President

Bert Smith

### Vice-President

Joel Borst

### Secretary

Tara Rietberg

### Treasurer

Joan Shipaila

### Members-At-Large

Jerry Ambrose

Jill Wood



*Catesetum tigrinum x Mem Raul Mortera Penedo*  
2021 Matthew Niemaier

## December

There is no presentation or scheduled programming for this month. The December meeting will be our holiday party. Please bring some kind of snack or finger food to share. We will still be doing a plant table, so bring in your blooming beauties!

## Orchid Show

Even though it seems as though the end of January is still a long way off, it will be here before we know it. Our veteran members are aware of all the work that goes into putting a show together. We are going to need lots of hands and volunteers to make this happen. For our newer members, volunteering and getting involved in the show can be a really great experience. You don't need to have hundreds of plants to make a huge contribution to the show's success.

### Friday: Set up

Friday is the show set up. Generally, volunteers will get there early in the morning, if possible, to start getting the display areas set up. Some of the things that need doing are as follows:

- Running cables
- Setting up tarps and tables
- Unloading our display supplies and bringing them to the show room
- Assisting vendors and visiting societies in unloading
- Plant registration
- Labeling all plants in display
- After set-up potluck for volunteers and visiting vendors.

We are fortunate that the FMG staff does assist with a lot of the set-up such as getting the table skirts on. There is still a lot of work that needs doing to get everything ready for the show opening.

### Saturday/Sunday: Show


- Manning the GVOS membership and raffle table
- Providing support for our vendors who are also AOS judges
- Answer questions visitors have while Mei Ling takes award photos
- Assist Jill as needed in the hospitality room.
- Plant pick up concierge

## Plant Preparation

As we are quickly approaching our show it's important to start inspecting plants that might be put in our display.


- Look over plants for any sign of pests and start treating plants accordingly.
- Look for signs of fungal or bacterial infections and treat.
- Clean up plants by removing dried sheaths, old spikes, dead leaves, dead growths
- Stake or support plant as needed for optimal display and neatness
- Stake or train spikes as needed



The only things people want to be bringing home from the show are new plants, ribbons and awards. It's very important that plants are inspected and treated early as needed so they are clean for the show.






## Plant Table

Unfortunately, it seems we didn't vote on a plant of the month, but we had some absolutely gorgeous plants none the less. Congratulations to all the category winners!

Alliance	Place	Name	Owner
Cattleya	1	 <p style="text-align: right; margin-right: 10px;">C</p>	Nicole Spratling
	2	BLC Cherry Kiss '#84'	Bert Smith
	3	Encyleyvola Jairak Canary	Nicole Spratling

Cypripedium	1	 <p>Paph King Charles 'Little Gem' x charlesworthii 'Red Hsinying'</p>	Tara Rietberg
	2	Paph Little Trouble	Tara Rietberg
	3	Paph helenae x Pacific Shamrock	Tara Rietberg
Vanda & Phalaenopsis	1	 <p>Rhy gigantea white</p>	Dan Delano
	2	Angraecum germinyanum	Jill Wood
	3	Vanda (pink)	Tara Rietberg

Oncidium	1	Zyg Sweet Jade 'Sweet'	Joel Borst
	2	Tolu Mori Yama Beauty 'Sweet Dot'	Dan Delano
	3	Zygisanthus Magic Paradise	Joel Borst
Dendrobium	1	 <p>Den lamellatum</p>	Jill Wood
	1	 <p>Cyc Richard Brandon 'SVOLL' AM/AOS x Maren Gleason 'Best Yet'</p>	Matt Niemeier
Miscellaneous - large			

	2	Ctsm tigrinum 'Very Wide Petals' x Mem Raul Mortera Penedo	Matt Niemeier
	3	Habenaria rhodocheila	Matt Niemeier
Miscellaneous - small	1	 <p>Trisetella strumosa</p>	Jill Wood
	2	Masdevallia nidifica	Jill Wood
	3	Lepanthes escobariana	Jill Wood

## Society News

### Current Point standings

Wood	Jill	56
Maczka	Alison	46
Niemaier	Matthew	40
Borst	Joel	36
Niemaier	Matthew	21
Smith	Bert & Teresa	28
Reitberg	Tara	18
Clemens	Mei Ling	14
Delano	Dan	13
VanderVelde	Jade	10
Spratling	Nicole	9
Molchan	Jim	5
Smith	Debbie	4
Shipaila	Joan	4
Griffin	Gordon	3
Ambrose	Jerry	3
Krummel	Karen	3
Albin	Brittany	2
Ondarko	Paul	2
Wane	Archie	1
Bacon	Braden	1
Taylor	Rob	1

If you are interested in leading a talk or doing a presentation for one of the meetings, please email the newsletter editor at [maczkaal@gmail.com](mailto:maczkaal@gmail.com) with your topic and the date you would like to do it. She will make sure the information is passed to Joel Borst and added to the meeting schedule. If you would like to write a small article for an upcoming newsletter, please submit those to the same email address.

Please submit any pictures of blooming orchids and the ID if available to at any time to [maczkaal@gmail.com](mailto:maczkaal@gmail.com). She will make sure they are added to the social media pages.



## Snacks

December – Holiday Party any and all finger food/snacks welcome


We strongly encourage all members to bring a tasty treat or snack to pass.



## AOS News

The new AOS marketplace is now live. The new marketplace is a mobile-friendly website containing the names, locations and contact information for orchid sellers. The new marketplace allows you to search by genus, location, product or Specialty. There are also discounts for all active AOS members starting at 5%.

All marketplace partners have agreed to provide at least a 5% discount to AOS members. Vendor specific terms and conditions may apply such as this offer may not be combined with others. Those vendors who are Elite Partners also agree to provide active AOS members with at least a 5% discount. Along with the discount, AOS members that join or renew their membership for two years will receive a \$30 coupon on purchases over \$100 for each Elite Partner. Visit the marketplace at <https://marketplace.aos.org>



# AOS Speaker's Day

**Pour Your Coffee and Prepare Brunch!  
Enjoy a Day with these Delightful Speakers**

**Explore the Virtual World of Vandaceous Orchids**

**SATURDAY, January 29, 2022**

<https://attendee.gotowebinar.com/register/4834617917122351119>

**Start Time 10 a.m. (Eastern Standard Time)**

**\$30 USD**

Building on the 2021 Bodacious Vandaceous Orchids Magazine Supplement, this is an opportunity to learn more about the VANDA family of orchids.

**Tune in to presentations by four distinguished speakers.**

- 1) **Kim Fedderson** from *Fair Orchids*: Yes, You Can Grow Vandaceous Orchids at Home
- 2) **Jason Fischer** from *Orchids Limited*: The Culture & History of *Vanda falcata* (formerly *Neofinetia*)
- 3) **Bob Fuchs** Pres. of *RF Orchids*: The Latest Trends in Vanda Hybridizing
- 4) **Brenda Oviatt** from *Botanica Ltd.*: Angraecoids - Conservation and Culture

## **JUDGES VIEWPOINT** by Dave Miller, Great Lakes Judging Center

Issue #11

### ***Growing Tolumnias at Home***

Yep, that's right. Today we are going to talk about those cute little Oncidiums known as Tolumnias or more appropriately as Equitant orchids. There are more than just Tolumnias in this group. For the most part, you find Tolumnia (its own genera) and Rodrumnia (Tolumnia x Rodriguezia) as the predominant equitants. There are others but I don't have space today.

I talk to home growers and experienced orchidists alike that complain about how to keep these guys alive. Let's take a look at where they grow first and then our answers will reveal themselves.

#### ***Where Are They From?***

Equitant orchids were first known as Equitant Oncidiums. They do look like their larger cousins, the Dancing Lady orchids.

This group of small orchids are so named due to their leaf structure which shows the base of each



lower leaf overlapping the leaf-base above it, straddling or saddle style, hence the name is derived from the greek word for horse which is "equus". Enough botany for now. This subset of orchids are comprised predominately of complex hybrids giving us better form and lots of colors. There are a handful of hybrids around but most are not readily available.



In actuality, most of these interesting hybrids are come from only six of the species. The reason, for one, is that Equitant species are either very finicky about culture due to their very localized natural habitat or they carry weird chromosome counts

and will not breed with much.

Equitant Oncidiums grow only around the Caribbean basin including countries like Cuba, Haiti, Dominican Republic, Puerto Rico, Jamaica, and the Virgin Islands. I think you get the picture here. These guys like wind, heat, and lots of rain. Most of the species do not grow in the same country (habitat). That's why we have mostly

complex hybrids because the hybrids breed out the habitat finickiness (hah, knew I could work that in) and make more habitat tolerance a possibility.

### *About the Equitants*

They will be available to you as mounted or generally in small 1" clay pots or net pots. Either way, they want water and then dry out. Potted this way, there is no way for them not to dry out, quickly, and thus is our problem to grow them successfully.



### *Growing Equitants*

For most of us, humidity control is the most difficult part of this process. It is easier to grow these in a greenhouse/outdoor situation since daily or nearly that is much easier to do. Because the root mass of these plants is so minimal, they automatically dry quickly which is how they grow in nature. Rain then winds, dry them fast. At home, it is much more difficult to maintain this cycle. I use terrariums to grow them because I can keep the humidity above 60% by misting twice per week. Not everyone has one though and life becomes more difficult. They have fine roots and die quickly if not watered soon.

I use a double-pot method or close to that and it works quite well. I like to wrap the pot with coconut fiber which I take from plant liners. Wrapping the fiber around the existing pot or root mass then placing in a slightly larger pot, emphasizing slightly to be just enough to put the whole thing in the pot. I like coco fiber because it retains a little more moisture but then dries, just as these guys want.

As soon as I get a new plant, it goes to the potting area for repotting. Here are a couple photos of how I repotted three new plants. Little clay pot or net pot or mount, I place in the new pot after wrapping with fiber. Sometimes they slip right out of the old pot but in many cases they are rooted to or out of the existing pot so pot up including the old pot. It doesn't seem to matter a lot whether I pot up a clay pot into plastic or clay as either will work. The coco provides a buffer for extra moisture but also space for air circulation. I have been doing it this way for a number of years and it still works quite well. Even mounts I place in a pot after wrapping the mount and roots in coco. Here is a gallery of related pics.



Happy  
Orchid'ing

Contact Dave at [dcmjpasmil@aol.com](mailto:dcmjpasmil@aol.com) or 330-307-7189

## GVOS Rewards

There have been some adjustments to the point system we used in previous years for participation. The new points system is as follows:

### Plant table

Bring a blooming orchid - 1 point  
1st place – 5 points  
2nd place – 3 points  
3rd place – 2 points

### Participation

Attend GVOS meeting – 1 point  
Attend an away show or other society meeting – 2 points  
Give a presentation – 10 points  
GVOS show participation – 5 points per day  
Plants in GVOS show – 5 points  
Set up or Tear down away show – 10 Points  
Plants in an away show – 3 points



## Orchid Show/Festival Schedule

It is with great pleasure and a lot of excitement we are able to announce upcoming shows once again. This will be updated as more societies schedule and submit their event to the American Orchid Society Calendar.

Show	Location	Date	Status
Grand Valley Orchids Society Show and Sale	Frederick Meijer Gardens 1000 East Beltline Ave NE Grand	January 29th - 30th	Scheduled
Greater Lansing Orchid Show and Sale	Michigan State Soil and Science Building 1066 Bogue St, East Lansing, MI 48824	February 26th- 27th	Scheduled
Ann Arbor Orchid Society	Matthaei Botanical Gardens 1800 N Dixboro Rd, Ann Arbor, MI 48105	March	TBA

