



Membership Book

2018-2019

Phone & Fax: 1-877-362-1219

Web Site: www.npca.net

PO Box 538

Waddell, AZ 85355

National Police Canine Association – Standards & Training

NPCA MISSION AND DIRECTOR INFORMATION

Welcome to the National Police Canine Association (NPCA). NPCA is a non-profit association dedicated to the training, development, and certification of law enforcement canine teams and their administrations. NPCA strives to be the best resource for the professional canine unit across the United States and Internationally.

NPCA offers nationally accepted certifications throughout the year, across the United States. NPCA also provides regional and national canine training seminars. Contact your regional director on how to host a certification or training seminar.

The recognized National Certification Test(s) offer realistic and attainable goals for today's working Service Dog Team. NPCA promotes and assists in the utilization of Police Service Dogs in prevention and detection of crime, promotes service dog education programs, provides assistance to law enforcement in the implementation of Police Service Dogs programs, and promotes a standard certification of Police Service Dogs.

NPCA has Trainers, Instructors, a Standards Committee and a Board of Directors with vast canine experience in all canine related aspects.

NPCA provides street-realistic certifications in Patrol, Narcotics Detection, Explosive Detection, Tracking and Trailing, Contraband, Tactical and Wildlife.

The NPCA recommends a minimum of 16 hours per month dedicated to regular canine maintenance training to ensure a high level of performance for both the handler and canine.

The Membership Book is updated every 2 years. During this time, if changes or additions are made the updates will be placed on the NPCA web site www.NPCA.net.

*****Any attempt to intentionally violate stated rules shall result in being excused from certification and or possible expulsion from organization*****

Contact Information:

NPCA PO Box 538 Waddell, Arizona 85355 Phone & Fax 1-877-362-1219

President - Terry Anderson – t.anderson@npca.net

Treasurer/Training Director - Mark Green – m.green@npca.net

Secretary – Joe Caponetto – j.caponetto@npca.net

Director-Support Membership – Liz Grisell – l.grisell@npca.net

Regional Directors:

NC Regional Director – Ryan Sumner – r.sumner@npca.net
(ND, SD, NE, KS, MN, IA, MO, WI, IL, MI, IN, OH, KY)

SC Regional Director -- Danny Valdez -d.valdez@npca.net
(TX, OK, AR, LA, MS, TN, AL)

NE Regional Director -- Mark Tobin – m.tobin@npca.net
(ME, VT, NH, MA, RI, CT, NJ, DE, MD, NY, PA, WV, VA)

SE Regional Director – Fred Janke - f.janke@npca.net
(NC, SC, GA, FL)

NW Regional Director - Bill Delay – w.delay@npca.net
(ID, UT, MT, WY, CO, AK)

SW Regional Director – Scott Callender – s.callender@npca.net
(AZ, NM, NV)

WC Regional Director – Daryl Gaunt – d.gaunt@npca.net
(CA, OR, WA, HI)

Administrative Assistant - Katy Farnsworth -- k.farnsworth@npca.net PO Box 538 Waddell, AZ 85355
1-877-362-1219 phone number & fax

National Police Canine Association - Standards & Training

Classes of Membership and Fees

Regular (K-9) Member

Regular K-9 membership may be conferred on commissioned law enforcement and corrections officers (municipal, county, state, federal, or military) assigned full time duties as a canine handler or trainers of police service dogs. A regular member may vote and hold office in the association.

Associate Member

Associate membership may be conferred on:

1. Retired or former regular (K-9) members;
2. Direct supervisors of canine units;
3. Handlers or trainers of police service dogs for law enforcement agencies who do not qualify for regular membership, including part-time or reserve law enforcement officers;
4. Commissioned law enforcement officers actively associated with a law enforcement agency's K9 unit as helpers or decoys; and
5. Prosecutors and legal advisors employed by law enforcement agencies.

Associate members may vote, but may not hold office in the association. *However, a retired regular (K-9) member whose membership was in good standing at the time of retirement is eligible to hold office in the association.

Support Membership

Support membership may be conferred on any individual or company that is interested in supporting the association. Support members shall not be entitled to vote or hold office in the association.

Corporate Membership

After review by the Standards of Training and Certification Committee and approval by the Board of Directors, corporate membership may be conferred on any company who employs full-time civilian canine handlers and is licensed by the Federal Drug Enforcement Administration, ATF, or any state agency (as applicable). Corporate members are not entitled to vote or hold office in the association. Civilian Canine handlers employed by qualified corporations will be allowed to join the association under the corporate membership, and will be limited to certifications and other specific corporate training. Corporate members may petition the executive board to attend and observe regional and national events. Approval or disapproval will be sent to the members after review.

Membership Revocation

The NPCA retains the right to revoke any membership (without refund of fees) at anytime due to changes in the member's qualifications or employment status, failure to comply with the association's membership requirements, failure to pay annual fees, or conviction of a felony. If membership is revoked for any other reason, the NPCA will refund a pro rata share of the annual fees for the current year.

Membership Fees

Membership fees shall be payable and submitted in full with the application for membership.

Membership fees are paid annually and are due on January 1st of each year.

New members joining on or after October 1st will be considered fees paid for the following year.

Regular Membership \$40.00 yearly

Associate Membership \$40.00 yearly

Support Membership \$200.00 minimum

Corporate Membership \$250.00 yearly

Corporate-Individual Fee \$ 50.00 yearly

Once the Corporation has paid their yearly fees, each individual with the corporation wishing to be a member, must pay the corporate individual fee, allowing said individual to certify with a canine.

Certification Fees: \$ 20.00
(For each certification-per team)
(Must be a paid member)

Any Regular or Associate K9 Team (handler and dog) holding a current Regular or Associate membership, may attempt certifications in the profiles they have been trained (Human Concealment exception) and offered by the association. Civilian Handlers employed by a corporation or private company can only attempt certification if their employer is a current corporate member and in good standing with the Association.

We make every effort to limit our expenses and to avoid the need to increase fees, but we retain the right to increase fees as needed. We will provide our members notice of any fee increases as far in advance as possible.

National Police Canine Association - Standards & Training

Standards for Certifying Official / Instructor / Trainer

Certifying Official

Must be a commissioned or prior commissioned law enforcement officer who is a Regular K-9 or Associate Member of NPCA.

Must have a minimum of five (5) years experience in handling and/or training Police Service Dogs in relation to patrol applications (Patrol Official) and scent detection application (Detector Official). During this period, members must have successfully obtained an NPCA Patrol and/or Scent Detection Certificate (in respective field of experience) one (1) time. Applicants must send copies of certificates and proof of experience in K-9 as required for verification.

Or, a minimum of four (4) years experience in handling and/or training Police Service Dogs in relation to respective experience and have successfully completed a minimum of 400 accumulated hours of formal training. Applicant must send a copy of academy or course certificate for verification and must have certified one (1) time in prospective field.

Must apprentice (novice) ten (10) K-9 Teams, in each phase, all aspects of the phases applying for (detection, patrol or both), under the direction of two (2) Certifying Officials. This **does not** include additional odors in narcotics. Applicants must fill out novice score sheets and have them signed by the directing Certifying Officials. All novices must be completed before applying.

Must file a personal resume', along with copies of certificates and of novice score sheets to the Administrative Assistant. **Application must be complete before sending for review, and must include 1 copy single sided. Any application packet that is submitted incomplete may be rejected.** Prior to receiving credentials, applicant must attend Certifying Official class.

Must be fair and honest to all participants and fluent in the Standards of Certifications.

Must uphold the Standards and be available to testify to his personal observances of individual Police K-9 Certifications.

Must attend a Certifying Official class once every three years held at NPCA Nationals or by their respective Regional Representative. Certifying Officials must certify five (5) K-9 Teams in their respective field or fields in a calendar year (January – December) to keep their Certifying Official Status. If an Official is inactive from certifying Police K-9 Teams for a period of one (1) year, then their Certifying Officials' credentials may be terminated by the Standards Committee upon approval of the Executive Board of Directors.

Instructor

Must be a member in good standing
Must have passed an approved Instructor's School
Must submit a detailed resume', to include all instructor qualifications and a class sample to the Standards Committee for review prior to being submitted to the Training Division.

Trainer

Must be a member and Certifying Official with the NPCA. Must actively participate as a Trainer Apprentice, under the supervision of an NPCA Trainer, at a minimum of two (2) NPCA training events.

An evaluation and recommendation will be submitted by the Trainer to the Standards Committee through the Administrative Assistant.

Must have a minimum of 500 accumulated hours in a formal K-9 course approved by NPCA to include Course Curriculum and Course Certificate, or is currently employed as an active trainer for a law enforcement agency for a minimum of two (2) years.

Must have successfully trained a minimum of six (6) canine teams in which four (4) of the six must have certified NPCA. Documentation of these certifications must be submitted with application.

Must submit proof of the requirements to the Administrative Assistant, along with **1 copy single sided** that will be sent out to the Standards Committee for review. After review the Standards Committee will submit its recommendation to the Board.

All NPCA certifications must be approved by the Region Director where the certification will take place prior to certification. Personal character and conduct are important to NPCA's reputation and NPCA will conduct background checks of any applicant who applies for CO status with NPCA.

National Police Canine Association – Standards & Training
P. O. Box 538
Waddell, Arizona 85355
1-877-362-1219

Certifying Official/Instructor/Trainer Checklist

The enclosed application has the following requirements for review by the Standards Committee:

_____ **Letter of Intent** for which position (please be specific-**Detection/Patrol or both**) Please submit professional letter.

Certifying Official - (Must have Certifying Official Class before applying)

- _____ Resume
- _____ Proof of commissioned or prior law enforcement K9 handler (**copy of badge**)
- _____ Regular K-9 or Associate Member with NPCA
- _____ Five (5) years experience in applied field
- _____ Certified one (1) dog self

or

- _____ Four (4) years experience in applied field
- _____ 400 accumulated hours formal training
- _____ Certified one (1) dog self

(MUST NOVICE 10 DOGS IN EACH FIELD APPLYING FOR-ALL PHASES-DETECTION / PATROL OR BOTH) (DOES NOT INCLUDE ADDITIONAL ODORS IN NARCOTICS**)**

Instructor

- _____ Current Member
- _____ Resume to include instructor qualifications and class sample
- _____ Completed an approved K-9 Instructor School

Trainer

- _____ Resume
- _____ Current Member
- _____ Certifying Official
- _____ Participated as Trainer Apprentice under a NPCA Trainer at two (2) NPCA training events
- _____ Recommendation from a current board member
- _____ 500 accumulated hours in formal K-9 course (to include course curriculum and certificates) or current Trainer for a law enforcement agency for a minimum of two (2) years
- _____ Trained a minimum of six (6) K-9 teams in which four (4) have certified with NPCA (Documentation of these needed)

*****MUST SEND 1 COPY SINGLE SIDED TO ADMIN ASSISTANT *****

National Police Canine Association - Standards & Training

Certifying Officials Conducting Certifications

***Must obtain CO class # from Admin Asst.**

(If costs are to be incurred by NPCA a minimum of 10 certification teams are required.)

Any Certifying Official conducting a certification must contact their Regional Director at least **5** days prior to the event and provide the following:

- a) Date, time and location of the certification
- b) Certifying Officials names and CO #'s of **ALL** CO's assisting in the event
- c) What certifications will be offered at the event. (Narc, EOD, Patrol etc...)

In addition:

The requesting CO will provide contact information & phone number where they can be reached. This information shall be listed on the NPCA web site for the event if the resources are available.

The requesting CO will ensure that all equipment, locations and training aids meet the requirements established by NPCA certification standards.

The Regional Directors will provide the information to the Administrative Assistant, who will log this information into the NPCA records and issue an official certification number for the event.

The Regional Directors will then provide the requesting CO, with the certification number for the event. NOTE: The certification number must be obtained **PRIOR** to the certification event. No numbers will be issued after the event. Certifications conducted without a certification number will not be valid.

The Administrative Assistant (AA) shall place the certification event on the NPCA web site so other members seeking certifications in the area can attend if they desire.

- a) The AA will track the certification numbers issued to ensure that all of the paperwork is received from the event. (Make copy of master for your records.)
- b) The requesting CO will be the point of contact for the AA if any questions should arise from the event.

The requesting CO will notify any participants attending the event, that payment or proof of payment is required at the time of the certification. Special circumstances on payment must be authorized by the Administrative Assistant in advance.

Event certificates will be obtained thru the Regional Director. Additional documents are available at www.npca.net (master score sheets, score sheets certification standards, handler release etc.)

Certification certificates will be given out at the time of the certification event.

The requesting CO will complete the certification paperwork and forward all certification documents and monies from the event to the Administrative Assistant within **30** days of the event. **You must make a copy of master score sheet for your files as well.**

**Paperwork to be turned in to AA: Membership Applications, Master Score Sheets, Handler Release Forms, Monies or PO's. **

National Police Canine Association - Standards & Training

Scent Detection Certifications

Narcotic Certification

A minimum of two (2) Certified Detector Officials are required for certification.

K-9 Team must locate at least three (3) out of the four (4) finds to certify. This results in a success of seventy-five (75) percent minimum score for certification.

Canine's alert must be obvious to the Certifying Officials.

Certifying Officials may terminate certification at their discretion.

Non-scented objects may be used to mark finds.

Protest: The handler shall immediately notify the Certifying Officials within 30 minutes of any protest. The protest shall be in writing. If either Official feels the test was effected by the situation that caused the protest, this portion of the test should be re-run. If the test is not re-run, the protest should be forwarded within twenty-four hours to the Standards Committee Chairman. The Chairman will as quickly as possible pass this on to two (2) members of the committee who will vote on approving or disapproving the protest. The Chairman will notify the handler as soon as possible of the results and if needed discuss the retest with out additional certification fees. Only in cases where the certification failed due to this protested event, will this process be used. Otherwise it will be decided by the Certifying Officials conducting the test.

If K-9 Team fails certification, K-9 Team must wait for five (5) days prior to attempting to certify.

Search:

Search shall consist of three (3) indoor rooms and four (4) vehicles with a total of four (4) finds.

Time on searches is **ten (10) minutes for indoor searches and eight (8) minutes for vehicle searches**. A one (1) minute warning at the request of the handler prior to the end of the search may be given. Time begins when the handler begins search and time ends when the handler calls time or upon expiration of time. Handler may call finds by calling time or after the expiration of the time.

Indoor Search: Shall consist of three (3) indoor rooms and two (2) finds.

Each room shall be at least 380 sq. ft., but no more than 600 sq. ft. (Exceptions may be made according to the Certifying Officials).

No more than one (1) find will be concealed in a room. (Therefore, no find will be concealed in one (1) of the three (3) rooms).

Vehicle Search: Shall consist of four (4) vehicles and two (2) finds. Narcotic finds may be concealed in the interior or exterior of the vehicles. No more than one (1) find may be concealed on a vehicle. (Therefore, no find will be concealed in or on two (2) of the four (4) vehicles).

Due to the numerous makes and models of vehicles available to departments, the decision upon what types of vehicles to be used is the Certifying Officials' discretion.

Finds:

All finds shall consist of Controlled Substances classified by law.

Finds shall be concealed in search area at least thirty (30) minutes prior to search.

Finds shall be concealed by a Certifying Official or another person directed by a Certifying Official.

Two (2) finds shall be concealed in the indoor rooms Two (2) finds shall be concealed in/or on the vehicles.

All finds shall not weigh less than seven (7) grams or more than twenty-eight (28) grams.

No finds shall be concealed higher than eight (8) feet from the floor level.

All finds shall be concealed from view in a manner that the canine cannot retrieve said finds.

All search areas must be contaminated and finds proofed by a canine prior to search, if available.

Additional Substances:

The K-9 Team must complete certification prior to testing on additional substances.

Search area shall consist of one (1) room with one (1) find in said room.

Time for additional substances search shall not exceed five (5) minutes per room.

National Police Canine Association - Standards & Training

Scent Detection Certifications

Explosive Certification

A minimum of two (2) Certified Detector Officials are required for certification.

K-9 Team must locate at least nine (9) out of the ten (10) finds to certify. This results in a success of 90 percent minimum score for certification.

Canine's alert must be obvious to the Certifying Officials.

Any intentional disturbing or molesting of items within the testing area will be cause for termination of the certification and failure of the exercise. This will be at the discretion of the certifying officials.

Certifying Officials may terminate certification at their discretion.

Non-scented objects may be used to mark finds.

No electrical collars and/or equipment resembling same are allowed.

Handler shall immediately notify Certifying Officials within thirty (30) minutes of any protest. The protest shall be in writing. For further protest information, see information under Narcotics Certification.

If K-9 Team fails certification, K-9 Team must wait for five (5) days prior to attempting to certify.

Search:

Search shall consist of four (4) indoor rooms and five (5) vehicles, 15-20 items of luggage/parcels/packages and an open area (1000'-2500' square feet) with a total of ten (10) finds.

Time on searches is **twelve (12) minutes for indoor searches and ten (10) minutes for vehicle searches, six (6) minutes for luggage/parcel/package searches and ten (10) minutes for open area search.** A one (1) minute warning at the request of the handler prior to the end of the search may be given. Time begins when the handler begins the search and time ends when the handler calls time or upon expiration of time. Handler may call finds by calling time or after time has expired.

Indoor Search: Shall consist of four (4) indoor rooms and three (3) finds.

Each room shall be at least 380 sq. ft., but no more than 600 sq. ft. (Exceptions may be made according to the Certifying Officials).

No more than one (1) find will be concealed in a room. (Therefore, no find will be concealed in one (1) of the four (4) rooms).

Vehicle Search: Shall consist of five (5) vehicles and three (3) finds.

No Explosive finds may be concealed in the interior of the vehicles. No more than one (1) find may be concealed on a vehicle. (Therefore, no find will be concealed on two (2) of the five (5) vehicles).

Due to the numerous makes and models of vehicles available to departments, the decision upon what types of vehicles to be used is the Certifying Officials' discretion.

Luggage/Parcel/Packages: Search shall consist of a minimum of fifteen (15) items up to a maximum of twenty (20) items with a total of three (3) finds.

No explosive finds may be concealed side by side. A minimum distance between each item shall be two (2) feet. Search will laid out in a row of four (4) to five (5) items depending on the number of items to be searched.

Area Search: Shall consist of an open field approximately 1000'-2500' feet in size with one (1) find concealed amongst natural landscape, debris or vegetation.

Finds:

A total of ten (10) different finds consisting of commercial/military-manufactured odors from powders, plastics, gels and liquid based materials will be used.

Six (6) different odors will be selected from the high explosives group and four (4) different odors from the low explosives group.

High explosives odors suggested from the following:

RDX base: i.e.: C-4, data sheet, dynamite, flex-x, semtex, etc.

PETN base: i.e.: det cord, semtex,

TNT: commercial, military, teteryl

Ammonium nitrate base: i.e.: Kine-stik, kine-pak, Anfo, emulsions, slurries

Chlorates & Nitrates: i.e.: potassium, ammonium, sodium

Low explosives odors suggested from the following:

Black Powder, Black Powder Substitutes, Smokeless Powder, Pyrodex, and Flash Powder

Finds shall be concealed in search area at least thirty (30) minutes prior to search. Finds shall be concealed by a Certifying Official or another person directed by a Certifying Official. Three (3) finds shall be concealed in the indoor rooms consisting of odors from the above list. Three (3) finds shall be concealed on the vehicles consisting of odors from the above list. Three (3) finds shall be concealed in the luggage/parcel/packages consisting of odors from the above list. One (1) find shall be concealed in the open area consisting of odors from the above list. All finds shall not weigh less than ¼ pound or more than one (1) pound. Except: Minimum of 8 feet of Det Cord will be used. No finds shall be concealed higher than eight (8) feet from the floor level and no deeper than six (6) inches buried (open area). All finds shall be concealed from view in a manner that the canine cannot retrieve said finds. All search areas must be contaminated and finds proofed by a canine prior to search, if available.

National Police Canine Association - Standards & Training

Scent Detection Certifications

Wildlife Certification

All standards of certification for Narcotic Certification apply except as per the following:

All finds shall consist of game animals and three (3) different game animals will be used.

All finds shall not weigh less than ¼ pound or more than one (1) pound.

Additional game odors may be held according to the Additional Substance standards in the Narcotic Certification.

Aircraft Option Certification

To obtain the Aircraft Option Certification, the K-9 Team must have previously successfully completed the Narcotic or Explosive Certification.

All standards of certification for Narcotic Certification apply except as per the following:

The search shall consist of one (1) aircraft with a total of two finds. Said aircraft shall be configured to accommodate a minimum of one hundred-twenty (120) passengers.

Narcotics shall consist of two (2) different substances: one (1) soft drug (marijuana) and one (1) hard drug (cocaine or crack cocaine).

Explosives shall consist of two (2) different substances.

One (1) find shall be concealed in the passenger compartment and one (1) find shall be concealed in the cargo area.

K-9 Team must find both finds to certify.

Time shall not exceed one (1) hour.

Contraband Dog Certification

All standards for Narcotic Certification apply K-9 Team must locate at least three (3) out of the four (4) finds to certify. This results in a success of seventy-five (75) percent minimum score for certification.

Additional contraband odors may be held according to the Additional Substance standards in the Narcotic Certification.

Finds will be a minimum of (1) oz and a maximum of (4) oz.

All finds shall consist of the odors trained on such as alcohol, tobacco, cell phone or electronic components but not limited to.

Gun Dog Certification:

All standards of reflect the Narcotics Certification template.

All finds shall consist of the following odors:

- 1) Black Powder (minimum 2 oz. up to maximum 6 oz.)
- 2) Smokeless Powder (minimum 2 oz. up to maximum 6 oz.)
- 3) Black Powder Substitute (Pyrodex, Triple Seven or Black Mag3) (minimum 2 oz. up to maximum 6 oz.)
- 4) Fired Gun (within the past hour)

Additional Odors:

- 1) Spent shell casings (3)
- 2) Gun Oil (1 teaspoon)

Must not have any other scent training or certifications other than explosives.

National Police Canine Association - Standards & Training

Scent Detection Certifications

Currency Certification

A minimum of two (2) Certified Detector Officials are required for certification.

K-9 Team must locate at least nine (9) out of the ten (10) finds to certify. This results in a success of 90 percent minimum score for certification.

Canine's alert must be obvious to the Certifying Officials.

Certifying Officials may terminate certification at their discretion.

Non-scented objects may be used to mark finds.

Handler shall immediately notify Certifying Officials within thirty (30) minutes of any protest. The protest shall be in writing. For further protest information, see information under Narcotics Certification.

If K-9 Team fails certification, K-9 Team must wait for five (5) days prior to attempting to certify.

Search:

Search shall consist of three (3) indoor rooms and four (4) vehicles, six (6) parcels, six (6) luggage and an open area (1000'square feet) with a total of ten (10) finds.

Time on searches is **ten (10) minutes for indoor searches and eight (8) minutes for vehicle searches, three (3) minutes for parcels, three (3) minutes for luggage searches and ten (10) minutes for open area search.** A one (1) minute warning at the request of the handler prior to the end of the search may be given. Time begins when the handler begins the search and time ends when the handler calls time or upon expiration of time. Handler may call finds by calling time or after time has expired.

Indoor Search: Shall consist of three (3) indoor rooms and two (2) finds.

Each room shall be at least 380 sq. ft., but no more than 600 sq. ft. (Exceptions may be made according to the Certifying Officials).

No more than one (1) find will be concealed in a room. (Therefore, no find will be concealed in one (1) of the three (3) rooms).

Vehicle Search: Shall consist of four (4) vehicles and two (2) finds.

No more than one (1) find may be concealed on a vehicle. (Therefore, no find will be concealed on two (2) of the four (4) vehicles).

Due to the numerous makes and models of vehicles available to departments, the decision upon what types of vehicles to be used is the Certifying Officials' discretion.

Parcels: Search shall consist of six (6) boxes or envelopes, with a total of two (2) finds.

Luggage: Search shall consist of six (6) bags, with a total of two (2) finds.

No currency finds may be concealed side by side. A minimum distance between each item shall be two (2) feet.

Area Search: Shall consist of an open field approximately 1000' square feet in size with two (2) finds concealed amongst natural landscape, debris or vegetation.

Finds:

A total of ten (10) finds consisting of a minimum weight shall be 500 grams of U.S. currency, (shredded or unshredded) bills and be both circulated and uncirculated monies

The certification shall have at least two (2) distractions from the following items:

- Various types of paper
- Rubber bands
- Plastic
- Shredded magazines/paper
- Non-currency ink
- Currency money bands
- Bill straps

Finds shall be concealed in search area at least thirty (30) minutes prior to search. Finds shall be concealed by a Certifying Official or another person directed by a Certifying Official. Two (2) finds shall be concealed in the indoor rooms. Two (2) finds shall be concealed on the vehicles. Two (2) finds shall be concealed in the parcels. Two (2) finds shall be concealed in the luggage. Two (2) finds shall be concealed in the open area. No finds shall be concealed higher than eight (8) feet from the floor level and no deeper than six (6) inches buried (open area). All finds shall be concealed from view in a manner that the canine cannot retrieve said finds. All search areas must be contaminated and finds proofed by a canine prior to search, if available.

The agency requesting certification may be responsible for supplying finds.

National Police Canine Association – Standards & Training

Patrol Certifications

Welcome to NPCA's Patrol certification standards. All patrol dog handlers have to demonstrate their ability to control their canines, off leash and locate hidden human odor. Teams must achieve a Patrol 1 or a Patrol 2 certification. All events of the patrol certification must be attempted.

Patrol 1 certification: a minimal standard for police service dog teams. Demonstrates a team's ability to immediately release a bite and find human odor. Must pass the obedience and courage test, and:

- A. Canine team fails the recall but passes the immediate release and passes either the area search or the building search.
- B. Canine team fails the recall but passes the immediate release and passes both the area and building search.
- C. Canine team passes both the recall and the immediate release and passes either the area or building search, but not both.

Patrol 2 certification: a best practice. A team has successfully passed "ALL" events of NPCA's patrol certification. Must pass the obedience and courage test, and:

- A. Canine team passes both the recall, and the immediate release, and both the area search and building search.

Events

Obedience

Heeling

Turns

Drop Off

Stay on Gunfire

Building Search Deployment

Deployment

Handlers Ability to Read K-9

Tactics

Indication

Area Search

Deployment

Handlers Ability to Read K-9

Tactics

Indication

Criminal Apprehension

Deployment

Recall

Bite

Release

Optional: Suspect Frisk

Courage Test

E-Collar: If an electric stimulus collar (E-collar) is worn in the working environment, it may be worn in certifications. The E-Collar must be in the off position and this will be verified by the Certifying Official. The Certifying Official will be given the transmitter until the completion of the phase.

Handler shall have a flashlight for use in the Building Search Event.

Physical abuse to the K-9 during the certification is not permissible and will be subject to termination of the certification.

"Decoys employed for apprehension events during NPCA certifications (does not include building search and area search events) shall: 1. Be current members of NPCA. 2. Have the training and experience to safely conduct certification. 3. Be knowledgeable in certification events/procedures. 4. During the apprehension events the decoy must be in a full bite suit. 5. Follow directions from the Certifying Officials.

If a K-9 team fails certification, the K-9 team must wait five (5) days before attempting to certify.

All protests must be made to the Certifying Officials within thirty (30) minutes of the completion of the certification and must be in writing.

Certified Patrol Certifying Officials will document this certification.

A reward cannot be used to visually stimulate a canine to recall or release the bite during Handler Protection or the Patrol Certification. The canine may be rewarded after the handler has physical control of the canine.

All five (5) phases must be completed with the Patrol Certification. (Obedience, Building Search, Area Search, Criminal Apprehension, and Courage Test)

National Police Canine Association – Standards & Training

Patrol Certifications

The **National Police Canine Association Patrol Certificate** will consist of five (5) events. A K-9 Team must successfully pass four (4) of the five (5) events and receive three (3) of four (4) passing marks in each phase and all phases of the events must be attempted in order to receive the Patrol Certificate. The five (5) events are:

- Obedience**
- Building Search**
- Area Search**
- Criminal Apprehension**
- Courage Test**

Three (3) of the five (5) events that must be passed are the Obedience Event, Criminal Apprehension Event, and the Courage Test.

The certification may be terminated at any time by the Certifying Officials if the Certifying Officials deem the canine is not under control of the handler or if the canine exhibits overly aggressive behavior.

Definitions

Heel

The canine moves in a forward motion alongside the handler with the canine's front shoulders approximate to the leg of the handler. (Canine may heel on either side of the handler, but must remain on same side throughout the certification.)

Drop Off

The canine is commanded to a down or sit (handler's choice) while handler continues in a forward motion, leaving the canine.

Stay on Gunfire

The canine must stay, either in a down or sit (handler's choice) while a decoy fires one round from a .38 caliber blank gun or audible equivalent. The canine will remain in a predetermined six (6) foot diameter drop-off area. If the canine completely leaves the six (6) foot area, this constitutes a failure of the Stay on Gunfire.

Pickup

While approaching the canine, the handler commands the canine to heel while continuing in motion.

Finish Position

The canine sits or downs next to the handler (same as in the heel position).

Tactical Entry

Upon entering a building, the K-9 Team must be tactical for the safety of the Team and/or backup Officers.

Indication

A noticeable physical and/or audible response from the canine. The indication must be obvious to the Certifying Officials.

K-9 Team

A combination of both, handler and canine.

Deployment

Handler's ability to control the canine during a systematic and thorough search of a building, area or criminal apprehension.

Bite

A mouth contact with a firm grip.

Adjustment Bite

A repositioning of the bite because of grip or awkward position of the K-9 or decoy position or decoy actions.

Courage Test

Canine must apprehend decoy while the decoy is attempting to "drive" the canine away. Decoy also strikes the canine one (1) time, avoiding the head and neck, with a padded stick to attempt to "drive" the canine away.

Warnings

The handler is to issue K-9 warnings that the canine will be released prior to deploying his/her canine to search the building or area and before sending the K-9 to apprehend the decoy on the recall and apprehension.

Obedience Event

The Obedience Event is to document the control of the canine while heeling, distance away from the handler and under gunfire. The K-9 Team is judged on heeling, turns, drop off and stay on gunfire.

The Obedience Event will be conducted off leash and directed by one of two Certifying Officials or a Steward. The K-9 Team shall begin at the starting line in a finish position. The leash shall be secured to the handler's person. The exercise begins when handler initially heels the K-9.

The K-9 Team will heel at least fifty (50) feet and no more than seventy five (75) feet and make a right or left turn as directed by the Certifying Official. The K-9 Team will then proceed at least fifty (50) feet and no more than seventy-five (75) feet and make an about turn at the direction of the Certifying Official. Upon return to the area of the first turn, the Certifying Official will direct the K-9 Team with a right or left turn (towards the starting line). After this turn, the Certifying Official will direct the handler to "drop off" the canine and the handler will continue in motion, leaving the canine at this point (down or sit, "handler's choice"). Once the handler is away from the canine, the Certifying Official will direct the handler to about turn, continuing in motion towards the canine. At this time, a shot from a .38 caliber blank gun **or the audible equivalent** will be fired by a helper who is out of sight and at least one hundred (100) feet and no more than one hundred-fifty (150) feet from the starting line. The handler shall continue past the canine (within a passing distance of three (3) feet) and at the Certifying Official's direction, make another about turn and "pickup" the canine, continuing in motion. The K-9 Team will proceed back towards the start line and be directed by the Certifying Official to about turn and finish.

National Police Canine Association – Standards & Training

Patrol Certifications

Summary

During this event, the heel command may be used on start, “pickup”, and finish and at every change of direction. One additional command may be used during the heel. No more than two (2) commands may be used during the “drop off”. No more than one (1) command may be used between “drop off” and “pickup”.

The proper heeling position is the canine’s front shoulders approximate to the leg of the handler. The canine must heel alongside the handler in the proper heeling position during the heeling phase. Upon a change of direction, the canine must turn with the handler and remain in said heeling position. There are four (4) turns in the event. **The drop off and the stay under gun fire are two (2) separate phases.** If the canine completes the drop off, but breaks the stay under gun fire, the team passes the down and fails the stay under gun fire. The K-9 Team must successfully complete at least three (3) of the four (4) turns in the required heeling position to pass the turn phase. During the “drop off” phase, the handler may give the canine two (2) commands. As the handler returns to the canine, one (1) additional command is allowed during the gunfire to reinforce the “drop off” position. The Obedience Event must be passed in order to proceed to the following events.

Building Search Event

The Building Search Event documents the control of the canine during deployment and the tactical abilities of the Officer during the search of a building. The K-9 Team is observed on deployment, ability to read canine, tactics, and indication of the decoy.

The Building Search Event will be conducted in a structure of at least 1000 sq. feet and no more than 2000 sq. feet. There will be at least eight (8) objects large enough to conceal a decoy. A time limit of eight (8) minutes for a structure up to 1500 sq. feet and ten (10) minutes for a structure over 1500 sq. feet will be allowed. The Building Search will be of a civil decoy that will be placed at least thirty (30) minutes prior to the first team conducting the search. The decoy will be placed or concealed where the canine cannot injure the decoy nor see the decoy. The Building Search should be conducted in a dark structure, if possible.

The handler will give at least two verbal K-9 warnings loud enough for the suspect to hear prior to deploying the canine to search. During the search, the handler must move in a tactical manner. The search may be conducted on or off leash.

The correct indication of find must be made in order to pass this event.

Summary

As aforementioned, during the deployment, the handler must move in a tactical manner. The Certifying Officials are to observe the search as backup Officers. The canine must indicate on the odor of a concealed suspect. The indication must be obvious to the Certifying Officials. After the indication, the handler shall secure the canine and call for time. At the direction of the Certifying Officials, the handler shall then call the location of the indication.

The Certifying Officials may give a one (1) minute warning prior to the expiration of time at the request of the handler prior to search.

The exercise is completed when the handler calls time or upon expiration of time.

Area Search Event

The Area Search Event documents the control of the canine during deployment and the tactical abilities of the Officer while searching an area for a suspect who is safely concealed from the view of the K-9 Team. The K-9 Team is observed on deployment, handler's ability to read canine, tactics, and indication of decoy.

The Area Search Event will consist of a large area approximately one hundred-fifty feet by one hundred-fifty feet (150'x150'). There will be at least eight (8) objects large enough to conceal a decoy. The K-9 Team will have six (6) minutes to conduct the area search.

The search may be conducted on or off leash. The search will be of a civil decoy that will be placed at least thirty (30) minutes prior to the first Team conducting the search. The decoy will be placed or concealed where the canine cannot injure nor see the decoy. The K-9 Team will leave the start line and may deploy into the area from any location as to take advantage of the wind direction. Time will start when the K-9 Team leaves the start line. The handler will give at least two K-9 warnings loud enough for the suspect to hear prior to deploying the canine to search.

The correct indication of find must be made in order to pass this event.

Summary

As aforementioned, during the deployment, the handler must move in a tactical manner. The Certifying Officials are to observe the search as backup Officers. The canine must indicate on the odor of a concealed suspect. The indication must be obvious to the Certifying Officials. After the indication, the handler shall secure the canine and call for time. At the direction of the Certifying Officials, the handler shall then call the location of the indication. The Certifying Officials may give a one (1) minute warning prior to the expiration of time at the request of the handler prior to search. The exercise is completed when the handler calls time or upon the expiration of time.

National Police Canine Association – Standards & Training

Patrol Certifications

Criminal Apprehension Event

The Criminal Apprehension Event documents the control of the K-9 Team during the apprehension of a fleeing suspect. The K-9 Team is judged on the Pursuit, Recall, Bite, and Release.

This event must be passed to obtain the Patrol Certificate.

Recall Phase

Before the phase begins the Certifying Official will inform the handlers how they will be notified to recall the canine the handler is not to recall the canine until they receive the Certifying Official's indication.

The Recall Phase will begin with the K-9 Team at the start line. The handler may hold the canine at the start line until the canine is released for the apprehension. The decoy will be concealed forty-five yards (45 yards) away from the start line. At the direction of the Certifying Official, the decoy will appear and face the K-9 Team. When the decoy appears from concealment, the handler will send the canine for apprehension. The recall of the canine will occur after the canine crosses the fifteen yard (15 yd.) marker and at the direction of the Certifying Official, **the handler will (A) command the canine to stop the pursuit and return to handler, or (B) the handler will command the canine to stop (sit, down or stand) and remain at that point. The handler can then move to the canine's position or (C) the canine will be commanded to pursue the decoy and go to a guard position (sit, down, stand). No command to guard need be given, the handler will then move to canine and assume control.** The decoy may protect themselves upon determining that the canine has failed to recall.

If the canine makes incidental or unintentional contact, such as the dogs tail or fur touches the decoy as the canine is recalling to the handler, the Certifying Official has the discretion to evaluate the contact and determine if the canine passes.

Apprehension Phase

Prior to this phase beginning the handler will inform the Certifying Official of the team's release command. This phase of the certification will be off lead unless directed by the Certifying Official.

The Apprehension Phase will begin at the start line. The handler may hold the canine at the start line until the canine is deployed for the apprehension. The decoy will be concealed forty-five yards (45 yds.) away from the start line. At the direction of the Certifying Official, the decoy will appear and face the K-9 Team. When the decoy appears from concealment, the handler will verbally challenge the decoy. The decoy will then turn and run away, at which time the handler will command the canine to apprehend. Upon deployment of the canine, the handler may proceed down field. The decoy with canine on bite will move to the center of a marked twenty (20) foot in diameter circle. Handler will be allowed to move around the exterior of said circle. **Once the canine has engaged the decoy, the handler has forty five (45) seconds for the canine to release the bite using up to four (4) commands.**

The handler will command the canine to release the bite. Handler will be allowed four (4) release commands (every time the handler says the release command it will be considered one command). Upon release of the bite, it will be the handler's discretion to leave the canine in a guard position or call the canine to a heel position. **Once the canine has released the bite, the canine will be allowed only one (1) mistaken re-bite. In the event of a re-bite the handler must step back outside the 20' circle before calling the canine off the bite and using no more than four (4) commands. This exercise must be completed within the 45 seconds.** If a second mistaken re-bite occurs the test is failed. The handler may not touch the canine until the canine is no longer biting or attempting to bite the decoy. Doing so will result in a failed test.

As an optional phase a thorough suspect frisk shall then be conducted. With the canine in a guard position, the handler will direct the decoy to step away from the canine. During the frisk of the suspect, the canine must remain stationary. If the canine makes contact with the decoy at any time prior to the exercise being completed, the K-9 team will fail the Frisk.

The canine must release the bite to pass this event and certification.

Courage Test Event

The Courage Test Phase documents the courage of the canine during the apprehension of a fleeing suspect while the suspect is attempting to scare the canine away with a stick. The canine must be courageous during the apprehension and hold the bite while the suspect strikes the canine with a padded stick one (1) time avoiding the head and neck. The canine must bite in order to pass this event and certification.

The phase will be conducted off lead. The K-9 Team will start from a start line. A decoy in a body suit armed with a padded stick will move from behind concealment and begin to walk away. The handler may hold the canine at this time. The decoy will then begin to run away from the K-9 Team. The handler shall command the canine to apprehend the decoy.

After the canine has crossed the fifteen-yard (15 yd.) marker, the handler may proceed down field. After an approximate distance of about ten yards (10 yards.), the decoy will turn about and aggressively approach towards the canine in an attempt to "drive" the canine away. As the canine apprehends the decoy, the decoy will apply a stick hit to the side of the canine in an attempt to "drive" the canine from the bite.

Handler Protection Phase

As an option the K-9 Team may complete a Handler Protection Event as described in the Handler Protection Certification to fulfill a handler protection requirement. A separate certificate will not be issued, but considered part of the Patrol Certification for that team. Participation in the Handler Protection Phase will be scored on the patrol score sheet and the master patrol log. An additional fee for the Handler Protection Phase will not be charged.

National Police Canine Association - Standards & Training

Handler Protection Certifications

This exercise documents the control of the K-9 Team during the protection of the handler from the aggressor. The K-9 Team is observed on the apprehension, release, guard and suspect frisk.

To obtain the **Handler Protection Certificate**, the K-9 Team must successfully pass the Obedience Event in the **Patrol Certificate**. However, during the **Handler Protection Certificate**, the K-9 Team is not observed on the Stay on Gunfire phase, but rather is observed on the Stay at Distance phase.

The K-9 Team **must** pass both, Obedience and Handler Protection Events, in order to pass this certificate.

No electrical collars and/or equipment resembling same are allowed.

EITHER:

This event will start from a start line and at the direction of the Certifying Official, the handler will move to a position of cover. The decoy, in a full body suit will move from behind concealment and begin to walk away. The handler will approach the decoy and begin an interview. During the interview the canine must remain in a guard position of cover, prior to the attack on the handler. At the direction of the Certifying Official the decoy shall aggressively attack the handler. The canine shall immediately apprehend the decoy.

OR:

This event will be during a traffic stop. The driver/decoy will be in a full body suit will exit the vehicle upon being stopped. Handler will approach the decoy and begin an interview. During the interview the canine must remain in a guard position (either inside or outside the vehicle) prior to the attack on the handler by the decoy. At the direction of the Certifying Official the decoy shall aggressively attack the handler. The canine shall immediately apprehend the decoy.

THEN:

The decoy with the canine on bite will move to the center of a marked twenty (20) foot in diameter circle. The handler will be allowed to move around the exterior of said circle. **Once the canine has engaged the decoy, the handler has forty five (45) seconds for the canine to release the bite using up to four (4) commands.** Handler will be allowed four (4) release commands (every time the handler says the release command it will be considered one command). Once the canine has released the bite, the canine will be allowed only one (1) mistaken re-bite. In the event of a re-bite the handler must again call the canine off the bite using no more than four (4) commands. **This exercise must be completed within the forty five (45) seconds.** If a second mistaken re-bite occurs, the test is failed. The handler may not touch the canine until the canine is no longer biting or attempting to bite the decoy. Doing so will result in a failed test.

A thorough suspect frisk shall then be conducted. If the canine is in the guard position, the handler shall direct the decoy to step away from the canine.

Handler Protection

Guard
Apprehension
Release
Suspect Frisk

If an electric stimulus collar (E-collar) is worn in the working environment, it may be worn in certifications. The E-Collar must be in the off position and this will be verified by the Certifying Official. The Certifying Official will be given the transmitter until the completion of the phase.

Physical abuse to the canine during the certification is not permissible and will be subject to termination of the certification.

“Decoys employed for apprehension events during NPCA certifications (does not include building search and area search events) shall: **1.** Be current members of NPCA. **2.** Have the training and experience to safely conduct certification. **3.** Be knowledgeable in certification events/procedures. **4.** Follow directions from the Certifying Officials. **5.** Decoys will be in full bite suits.

If a K-9 Team fails certification, the K-9 Team must wait for duration of five (5) days before attempting to certify.

Protest See Protest under the Patrol Certification.

Certified Patrol Certifying Officials will document this certification.

A reward cannot be used to visually stimulate the canine to recall or release the bite. The canine may be rewarded after the handler has physical control of the canine.

Note: If Handler Protection Certification is being held directly after (same day) as Patrol Certification, the K-9 Team that passes the Patrol Certification may test Handler Protection with only testing the Guard, Apprehension, Release and Suspect Frisk phases, thus using the Obedience phase of the Patrol Certification as the Obedience phase of Handler Protection.

National Police Canine Association - Standards & Training

Special Response Team I Certifications

Anyone requesting certification in SRT I must have passed a current Patrol Certification with the NPCA within the past twelve (12) months or equivalent with another national recognized K9 association. If the canine team attempting SRT certification has NOT earned a NPCA Patrol Certification within the twelve (12) preceding months, ALL of the following must apply:

- The K9- Team must NOT have failed ANY Patrol Certification in the twelve (12) preceding months.
- The K9- Team must provide written proof (e.g. Certificate) of an equivalent Patrol Canine Certification to the Certifying Officials. Copies of written proof of Patrol Canine Certification will be included with the Master Score Sheets for the SRT certification. The Certifying Officials conducting the SRT certification has discretion to reject equivalent Patrol Certifications presented for any reason
- This will limit the number of handlers that can get a SRT I cert. Some may not have been able to attend a tactical K9 course. My not have been on in their area. That's why I recommend we take it out.

No electrical collars and/or equipment resembling same are allowed. This applies to all SRT phases.

Any time during the SRT I certification a Certifying Official or Steward can stop the event due to safety problems. The judgment of the Certifying Official is final. Suspected violations of any policies pertaining to SRT Certification will be forwarded to the Standards Committee for investigation. The Chairman of the Standards Committee may elect to suspend the SRT Certification of the party in question while the investigation is completed. The Executive Board may revoke SRT certification at any time, for any reason, by majority vote.

The K-9 Team must pass all three (3) phases to certify as an SRT I K-9 Team. The K-9 Team will be tested in eagerness to work, obedience/control, tactics, and social behavior. The K-9 Team must pass all four (4) areas in each event.

The handler and backup officers shall wear the required SRT (SWAT) attire, such as Kevlar helmet, tactical vest, shoulder weapon, and gloves, as if they were deploying to a critical situation in order to pass the certification.

If any K-9 Team fails to certify SRT I this has no reflection on the Patrol Certification that the handler has already completed.

The NPCA provides a certification for K-9 Teams working with Special Response Teams. This certification will test the handler, canine and a minimum of two (2) and no more than four (4) back up officers. The canine handler will be responsible for providing a decoy and the backup officers. SRT I certification is established to provide the proper canine selection for deployment in these high risk situations. Areas that will be tested are:

- Social skills – This is very important because of the close quarters work with other officers
- The canine must perform on command – being of good obedience

- The canine handler must show good tactics and work safely with back up officers and use cover and concealment during the event

This is a certification to only show that a handler and his canine would make possible candidates. Each department should make final decisions on how the K-9 Team is used based on department policy, training and tryouts for SRT.

SRT I A Recon

A minimum of two (2) back-up officers will move to a point of cover no less than fifteen (15) yards in front of the canine and handler and take a position of cover. One of the cover officers will go to a prone position the other shall be in a kneeling position and both will be in close proximity of one another. The canine handler will heel the canine off-lead to the same point of the cover officers. The handler will stop behind the two back-up officers and take a kneeling position. At least one (1) of these officers should be within arm's reach of the canine.

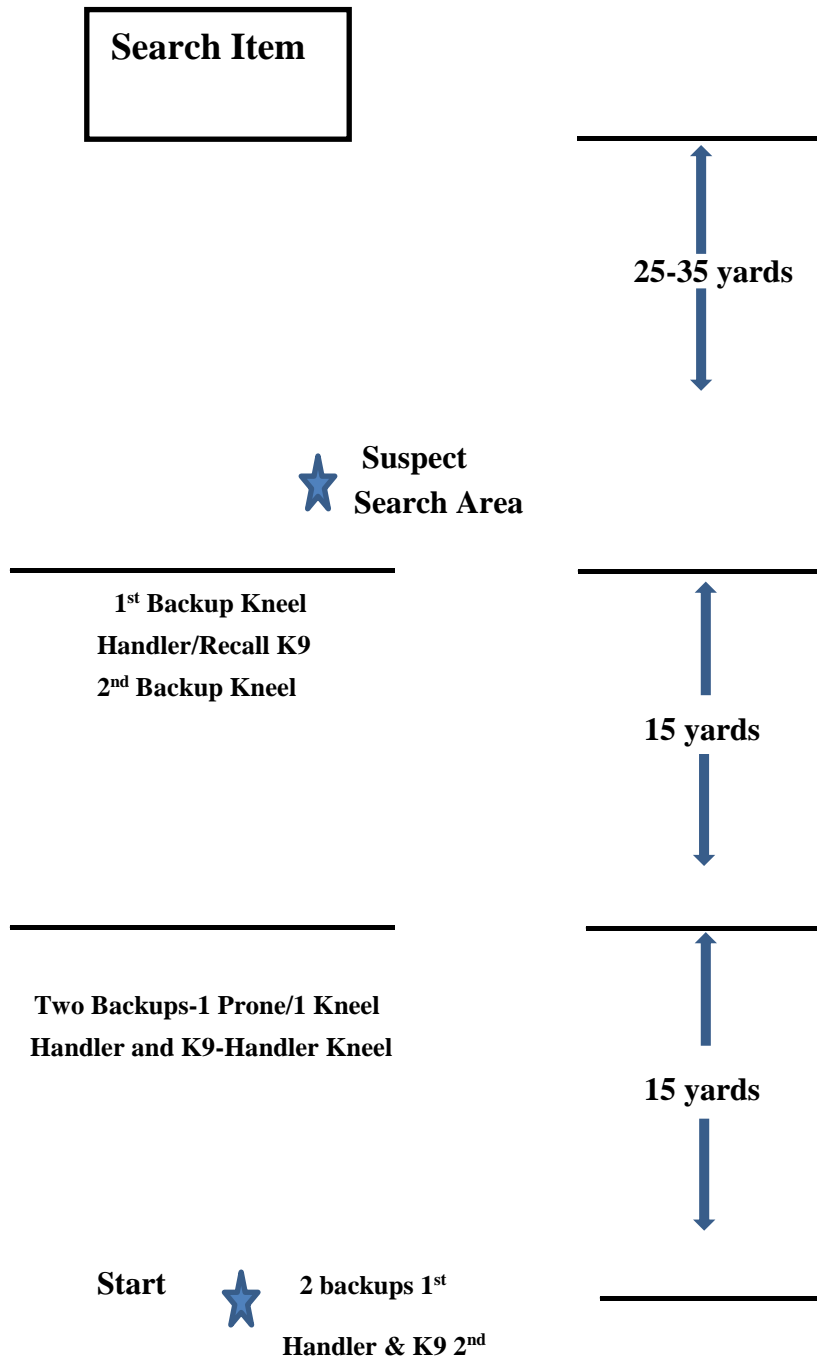
One (1) back up officer will then at a fast pace move forward fifteen (15) yards to the next point of cover and take a kneeling position behind the point of cover. The handler will leave his canine at a down and at a fast pace move forward fifteen (15) yards to the back-up officer and kneel behind the backup officer. The handler will verbally or with hand signals call the canine to a down beside him. Once the canine is with the handler, the remaining back up officer(s) will follow and take a cover position with the handler and the other back up officers.

If the canine moves more than three (3) feet without being called, the K-9 Team will fail the exercise. The handler shall only give one (1) verbal command or one (1) hand signal during the initial downing of the canine. If the handler repeats the hand signal or verbally reinforces the stay command the K-9 Team will also fail the exercise. At least twenty-five (25) yards but no more than thirty-five (35) yards forward of the second position of cover will be an object to be checked by the canine. For safety purposes the handler must remain behind at least one (1) back-up officers when the canine is sent to search the object. Inside this object will be a decoy. This object can be a wooden box, vehicle, etc. and will be used for the canine to be able to detect and the Certifying Officials to know that an alert has been made on this object. The handler will recall the canine to him. Either the handler or one of the backup officers will call the decoy from the hide and have them safely walk backward to the team with his hands up. Once in a safe area the second officer will approach and simulate handcuffing and pat down.- Certifying Officials or steward will then call the exercise complete. **This exercise will be completed off lead and at no time is the handler allowed to touch the canine or hold the canine's collar or harness.** The decoy in the hide will wear a full bite suit for protection.

Recon diagram on next page

National Police Canine Association - Standards & Training

SRT Recon Diagram



National Police Canine Association - Standards & Training

Special Response Team I Certifications

SRT 1 B Indoor Control

A K-9 Team and at least two (2) but no more than four (4) backup officers will search the interior of a building. The building will need a hallway with at least five (5) rooms. Four (4) of the rooms with open doors and the last room with a closed door. (See diagram)

The handler will deploy the canine from behind cover and behind at least one (1) back-up officer. The handler will give the announcement or canine warning used by their department.

Small search area

The canine will be deployed (on or off leash – long line) into the two (2) rooms nearest the handler. To show the dog is under control the dog **MUST** search the first two rooms nearest to the starting point. It makes no difference if the dog searches the left room or the right room first.

If the third and fourth rooms are close enough (less than 40 feet from the starting point) the team can elect to have the dog continue to search (on or off leash – long line) the third and fourth room while they maintain their point of cover at the starting point. It makes no difference if the dog searches the left room or the right room first

Once all four rooms have been searched, the handler can down his dog past rooms three and four or recall the dog to his side.

The search team will then clear a minimum of two rooms. Once the rooms are clear the handler and dog will be called up to the search teams new position. The dog can then be deployed to search room five (on or off leash – long line).

The dog will alert on the door or give an indication to the handler that someone is hiding behind the door.

Once the canine alerts to the decoy the handler will recall the canine to his side and either the backup officer or the handler will order the suspect out. The decoy will exit the room and be visible to the search team but he will refuse to cooperate. Eventually the handler will send the canine for a bite. As the canine approaches the decoy, the decoy will do a courage test.

From a distance of at least 10 yards (30 feet) the handler will verbally out the canine from the decoy while staying behind his point of cover and recall the canine to the handler side. Either the handler or the backup officer will order the decoy back to their position of cover to be arrested. The second officer will simulate handcuffing and a search will be conducted. Due to the possibility of a confined space the handler will be allowed to hold on to the canine's collar during the arrest.

Large search area

The canine will be deployed (on or off leash – long line) into the two (2) rooms nearest the handler. To show the dog is under control the dog **MUST** search the first two rooms nearest to the starting point. It makes no difference if the dog searches the left room or the right room first.

If there is a distance more than 40 feet between rooms one/two and three/four, once the dog has searched rooms one and two the handler can down his dog past rooms one and two or recall the dog to his side.

The search team will then clear rooms one and two. Once the rooms are clear the handler and dog will be called up to the search team's

new position. The dog can then be deployed to search rooms three and four (on or off leash – long line).

If room five is close enough to rooms three and four, the dog can continue his search but the dog must have searched rooms three and four first before going to room five.

If there is a distance more than 40 feet between rooms three/four and room 5, once the dog has searched rooms three and four the handler can down his dog past rooms three and four or recall the dog to his side.

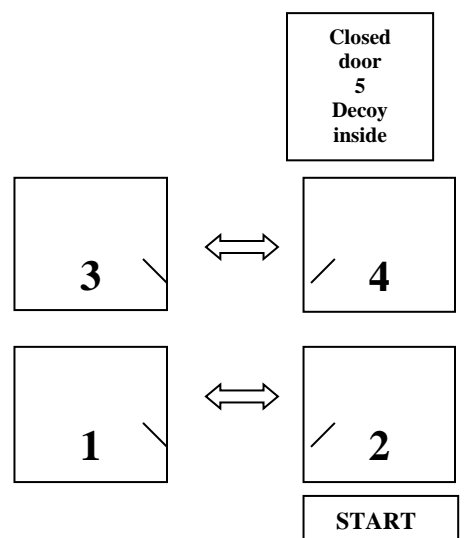
The search team will then clear rooms three and four. Once the rooms are clear the handler and dog will be called up to the search team's new position. The dog can then be deployed to search room five (on or off leash – long line).

The dog will alert on the door or give an indication to the handler that someone is hiding behind the door.

Once the canine alerts to the decoy the handler will recall the canine to his side and either the backup officer or the handler will order the suspect out. The decoy will exit the room and be visible to the search team but he will refuse to cooperate. Eventually the handler will send the canine for a bite. As the canine approaches the decoy, the decoy will do a courage test.

From a distance of at least 10 yards (30 feet) the handler will verbally out the canine from the decoy while staying behind his point of cover and recall the canine to the handler side. Either the handler or the backup officer will order the decoy back to their position of cover to be arrested. The second officer will simulate handcuffing and a search will be conducted. Due to the possibility of a confined space the handler will be allowed to hold on to the canine's collar during the arrest.

Once the decoy is taken into custody the Certifying Official or steward will call the exercise complete. This event requires the canine handler and backup to wear SRT (SWAT) attire.



Back up 1st
Handler & K9 2nd

Special Response Team I Certifications

SRT 1 C High Risk Arrest

The handler will heel, off leash, the canine from the starting position at a normal pace with at least two (2) but no more than four (4) backup officers in front of the handler providing cover. The backup officers must be within arm's reach of the handler and canine. A single gunshot fired with blanks will be fired by the decoy during the first stage, prior to teams reaching the first position of cover.

When the team reaches the first position of cover, ten (10) yards away, the handler will put the canine in a down and the handler and backup officers will kneel behind cover and staying within arm's reach of the handler or canine. One (1) backup officer will move at a fast pace to a second cover position ten (10) yards in front of the first cover position and lay prone.

Once this prone officer is in position the backup officer and the handler will heel the canine at a fast pace, past the officer lying prone. They will not stop at the second cover position. The second backup officer will provide cover for the handler by moving in front of the handler and canine to the third cover position ten (10) yards in front of the second cover position and take a kneeling position. The handler and canine must pass by the prone officer and be within two (2) feet of this officer.

Once the handler, canine and backup officers arrive at the third position of cover (10 yards) the officer that was at the cover 2 position will then move at a fast pace to join the team in a kneeling position at the third position of cover. All still must maintain close quarters to the canine and canine handler.

Once all team members are together at position three (3), either the handler or one (1) of the backup officers will call the suspect (decoy) out from behind the wall that is located 15 yards (45 feet) from the cover three (3) position. The decoy will be ordered to throw out the gun first. The officer will then give commands to the suspect who will walk out from his hiding spot and surrender. The decoy will be ordered back to the search team's position and a simulated handcuff and pat down will occur. During this time the handler will not be allowed to touch the canine or hold onto the canine's collar or harness.

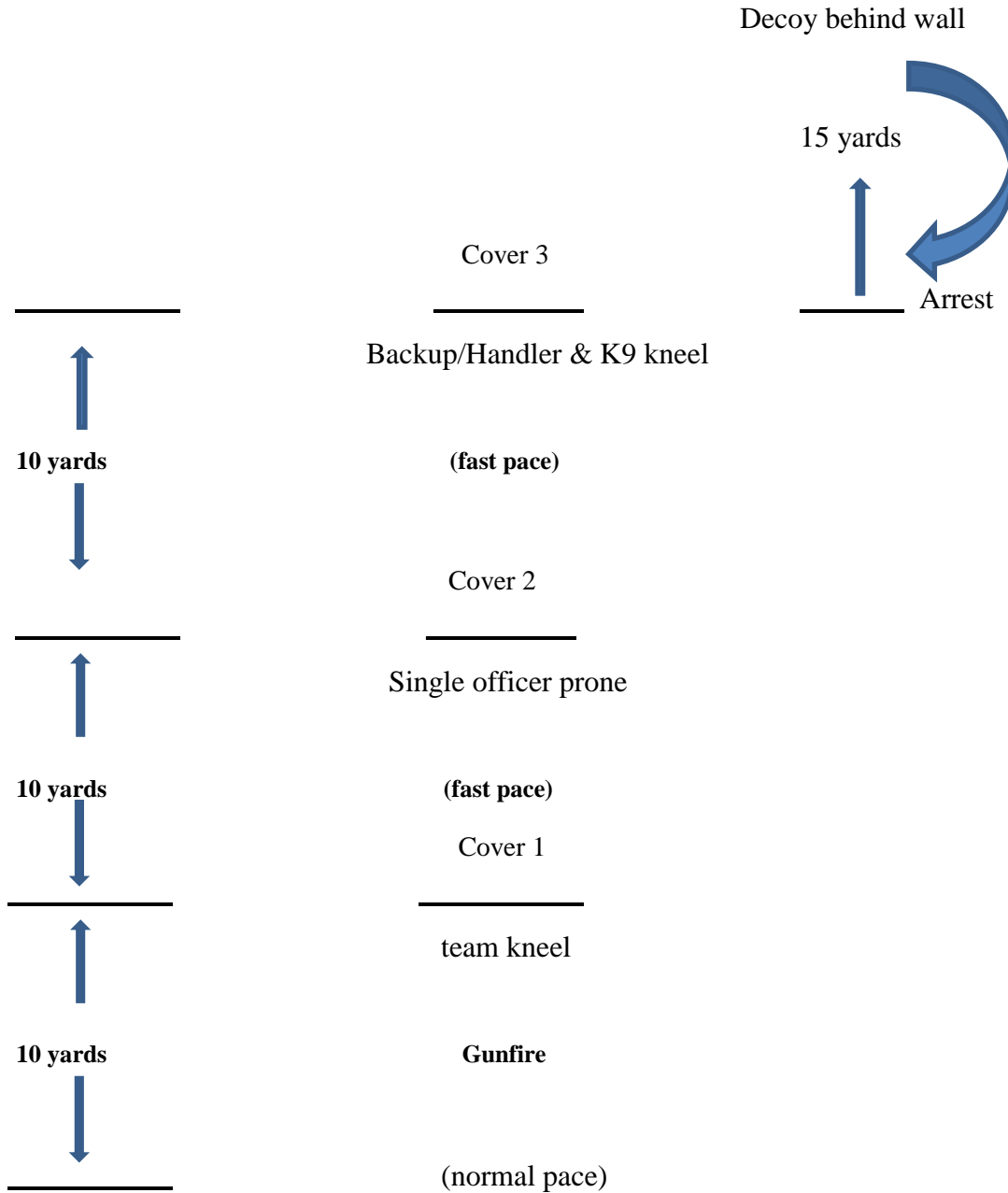
The Certifying Official or Steward will call this exercise complete once the decoy is handcuffed. Option 1 or 2 has been completed.

This event requires the decoy to wear full bite suit for protection. This entire exercise will be conducted off leash. The handler and backup officers will dress in SRT (SWAT) attire.

High Risk Arrest diagram on next page

National Police Canine Association - Standards & Training

High Risk Arrest Diagram



Start ★ Back up Officer 1st
Handler & K9 2nd

National Police Canine Association - Standards & Training

Tracking I Certifications

This exercise will be conducted by Certified Patrol Certifying Officials or by a Trailing Certifying Officials.

The event will consist of a track not less than 200 yards and not more than 400 yards in length. The track will consist of three (3) legs with two (2) turns, either right and/or left.

The track will begin between two (2) markers. The age of the track will be a minimum of twenty (20) minutes, but not more than one (1) hour old.

A total of four (4) articles will be chosen before the tracking certification begins. One (1) article will be placed on each leg of the track. The handler will be told at the beginning of the track what the articles will be. (They will be chosen from wood, plastic, paper, metal, and cloth.) Each track will have fresh articles.

The canine's indication on an article must be visible to the Certifying Officials. (May be stopping, sifting, downing, or retrieving.) Handler must raise the article up so as to be acknowledged by the Certifying Officials. All articles must be given to an Certifying Official at the end of the track to receive credit for the finds.

The K-9 Team must pass six (6) of the eight (8) phases and locate the last article on the track to obtain the Tracking I Certificate.

PHASES

- Start
- Eagerness to Work
- First Article
- First Turn
- Second Article
- Second Turn
- Third Article
- Last Article/Track End

The track will be laid at the direction of the Certifying Officials.

The Officials may terminate the event at their discretion.

This certification will be conducted on a leash.

Certifying Officials may retest a K-9 Team at their discretion, pending unusual circumstances. Otherwise, the K-9 Team must wait duration of five (5) days prior to attempting to certify.

National Police Canine Association - Standards & Training

Trailing I Certifications

The National Police Canine Association Trailing I Certificate will consist of six (6) trailing test conditions where four (4) events are scored. The trailing team must pass three (3) of the four (4) events to receive the Trailing I Certificate. Events three (3) and four (4) must be successfully completed.

The Certification may be terminated at any time by the Certifying Official if the Certifying Officials deem the trailing canine is off the trail or if it appears the handler is overly controlling the direction the canine is taking.

The trail will be sparingly marked by the trail setter, assisting Certifying Officials with the evaluation only. If it appears to the Certifying Officials that the handler is overly controlling the trailing canine due to trail markings, the evaluation will be terminated.

Definitions

Scent: Human body cells that are shed from the body where bacteria breaks down the cell creating a unique odor for each individual.

Trailing: When the service canine follows a specific human scent trail normally on the ground to the scents human origin.

Scent Article: A source that an individual has deposited scent on. Example: Clothing, Bedding, Vehicle seat or steering wheel, Known footprints of subject to be trailed.

Scent Discrimination: The service canine's ability to Distinguish the difference between one human Scent from another human scent or article.

Pool Scent: The accumulation of scent or quantity of scent available to the trailing canine, produced by the subject being trailed. Pool scent usually occurs when the subject being trailed stops for a length of time at one location.

On Lead: Ten to Thirty foot leads (nylon or leather), harness or collar optional.

Casting: Directing canines toward another direction, in most cases utilizing the wind to find the scent trail.

Circling: Walking in a circle, generally in a particular location for the trailing canine to detect the scent trail. (Cutting for scent, like a visual tracker for tracks).

Find: The trailing service canine's recognized behavior change when the trailing canine locates the person that is being trailed.

Team: A Team is a combination of both handler and canine being evaluated.

Testing

1. While the trailing service canine is on lead, the evaluated test trail will start in a contaminated area with a scent article source available from the trail setter.
2. During the evaluation, the canine will have no trouble with three (3) sharp turns along the trail.
3. The canine must work out one (1) 10 minute trail setter pool scent area incorporated along the trail.
4. The canine being evaluated must work the last part of the trail across a paved road.

5. The trail must be at least one (1) hour old.

6. The trail must be at least a ½ mile in length.

Event 1

The starting location for the evaluated trail will be contaminated with either additional human scent, other animal scent, or vehicle traffic present before the evaluated trail was set. Generally, a sterile starting point does not offer a realistic environment that would be experienced by a trailing canine team in the field. The handler after introducing the canine to the scent article may utilize trained casting and circling techniques to locate an actual trail. Five (5) minutes will be given for the handler to make the de-termination that his canine is on the trail. The correct trail must be started within five (5) minutes to continue the certification.

Event 2

Normally a suspect of a crime and/or missing person will not walk in a straight line. The three (3) sharp turns evaluated along the trail simulates a suspect attempting to elude the authorities, and/or a missing person who might be confused or lost. The handler will be allowed to cast or circle if the trailing canine shows sign of confusion or has temporarily lost the trail.

Event 3

If necessary, five (5) minutes will be given for the trailing canine to work out of the pool scent area. The handler will be allowed to cast or circle looking for the scent trail. The correct trail must be resumed within the five (5) minutes to continue the certification.

The last portion of the trail will be across a paved road. The evaluated trail will be marked on both sides of the road assisting the Certifying Officials. If it appears to the Certifying Officials that the handler is overly controlling the trailing canine due to trail markings, the evaluation will be terminated.

Event 4

The canine must indicate on the odor of a concealed trail setter. The indication must be obvious to the Certifying Officials, with the canine staying in the general area of the find. At the direction of the Certifying Official, the handler will then call the location of the find ending the evaluation. The canine can be rewarded upon completion of the certification exercise.

National Police Canine Association - Standards & Training

Trailing II Certifications

The National Police Canine Association Trailing II Certificate will consist of sixteen (16) trailing test conditions where four (4) events are scored. The trailing team must pass three (3) of the four (4) events to receive the Trailing II Certificate. Events, three (3) and four (4) must be successfully completed.

The certification may be terminated at any time by the Certifying Official's if the Certifying Officials deem the trailing canine is off the trail or if it appears the handler is overly controlling the direction the trailing canine is taking.

The trail will be sparingly marked by the trail setter, assisting Certifying Officials with the evaluation only. If it appears to the Certifying Officials that the handler is overly controlling the trailing canine due to trail markings, the evaluation will be terminated.

Definitions

(See Trailing I Certification for definitions)

Testing

1. While the trailing service canine is on lead, the bag with trail setter scent article will be introduced to the canine. Start can be in a rural/greenbelt/park leading immediately into a urban contaminated area.
2. During the evaluation, the canine will have no trouble with two (2) of the three (3) sharp turns along the trail, and no problems with distractions along the trail.
3. The canine must work out a 15 minute trail setter pool scent.
4. The canine will have no trouble with traffic distractions.
5. The evaluated trail will contain the following trail conditions:
 - a. Hard Surface, Urban Contamination
 - b. Traffic Intersection
 - c. Alleyway, Urban Contamination
 - d. Resident Yard or Urban Park
6. Find the trail setter hiding.
 - a. High off ground.
 - b. Inside a vehicle.
 - c. Behind a door.
7. The trail must be at least two (2) hours old.
8. The trail must be at least one (1) mile in length.

Event 1

The starting location for the evaluated trail will be contaminated with either additional human scent, animal scent, or vehicle traffic present before the evaluated trail setter's trail is set. The handler after introducing the canine to the trail setter's scent article may utilize trained casting and circling techniques to locate the trail. Five (5) minutes will be given for the handler to make the determination that his canine is on the trail working into the urban contaminated trail. The correct trail must be started within five (5) minutes to continue certification.

Event 2

Two (2) sharp turns evaluated along the trail simulate a suspect attempting to elude the authorities at a street intersection and alleyway. At some point the trailing canine must work through a pool scent left by the trail setter. The pool scent must be a minimum of 15 minutes. The handler will be allowed to cast or circle if the trailing canine shows signs of confusion or has temporarily lost the trail. Five (5) minutes will be given to regain the direction of the correct trail.

Event 3

The third turn will be into an urban greenbelt, in close proximity to vehicle traffic. The canine must be able to work around the vehicle traffic distraction. At some point the trail will come out of the vegetated surface greenbelt and cross another hard surface, dirt or paved. If at any point during event three (3) the canine temporarily loses the trail, five (5) minutes will be given to regain correct direction of travel.

Event 4

After crossing the last hard surface roadway, parking lot, or dirt lot, the trail will travel into a residential yard or park. The trail setter will find a high hiding location or behind a door. The high location may be up in a tree or on top of a building. The door may be at a residence, or that of a vehicle. The canine must overtly indicate the find, and the handler must correctly call the find. After the find is confirmed by the Certifying Officials, the canine may be rewarded.

The evaluated trail will be marked well by the trail setter or runner assisting Certifying Officials. If it appears to the Certifying Officials the handler is overly controlling the trailing canine due to trail markings, the evaluation will be terminated.

The Trailing II Certification trail will be at least two (2) hours old and the length of the evaluated trail will be at least one (1) mile. Weather conditions and time of day should be considered when this evaluation is completed. Evaluation preparation should consider best conditions due to the time involvement with setting up the evaluation. Example: Extreme weather condition (cold or hot, windy or calm)

Trailing II Certification is a PASS/FAIL. Events 3 and 4, all tasks must be successfully completed. Canine's easily distracted by people along trail, traffic congestion, hard surface problems, and a weak indication of the find, will have trouble passing this certification. Both NPCA Trailing Certificates stress as much work environment realism as possible.

National Police Canine Association – Standards and Training

Human Scent Detection Certification

Human Concealment

(This certification is not intended for Patrol canines and can not be substituted for a Patrol Certification.)

A minimum of two (2) Certified Detector Officials are required for certification.

K-9 Team must locate three (3) of four (4) finds to certify. This results in a success of a seventy five (75) percent score for certification. One hundred percent can be obtained by making all four correct finds. No more than four (4) called alerts will be allowed for the entire certification.

Canine's alert must be obvious to the Certifying Officials.

Certifying Officials may terminate certification at their discretion.

Non-scented objects may be used to mark finds.

No electrical collars and/or equipment resembling same are allowed.

Handler shall immediately notify Certifying Officials within thirty (30) minutes of any protest. The protest shall be in writing.

If K-9 Team fails certification, K-9 Team must wait for five (5) days prior to attempting to certify.

Goal:

The objective of this certification is to measure the required work related trained task of locating concealed human odor in a realistic setting that mimic actual search deployments of the team seeking this certification.

Search:

Search shall consist of one (1) interior building, one (1) open area and four (4) vehicles with a total of four (4) finds.

These four (4) finds will be set in such a manner as to place two (2) concealed humans in one (1) of the three (3) search events, and one (1) concealed human in each of the remaining two (2) search events. The placement of the concealed humans will be left up to the Certifying Official's discretion.

The handler will not know which of the three (3) search areas has two (2) concealed humans.

Time on searches is **eight (8) minutes for the interior search, eight (8) minutes for the open area searches and eight (8) minutes for vehicle searches.**

A one (1) minute warning at the request of the handler prior to the end of the search may be given. Time begins when the handler begins the search and time ends when the handler calls time or upon expiration of time. Handler may call finds by calling time or after the expiration of the time.

Interior Search: Shall consist of at least one (1) large interior building area, capable of concealing at least two (2) humans.

The interior search will be conducted on or off leash in a structure of at least 1000 sq. feet. A time limit of eight (8) minutes for this search will be allowed. The interior search will be of a civil decoy (s) that will be placed at least thirty (30) minutes prior to the first team conducting the search. The decoy (s) will be placed or concealed where the canine cannot injure the decoy nor see the decoy.

The correct indication of find(s) must be made in order to pass this event

Area Search: The Area Search will consist of a large area approximately one hundred-fifty feet by one hundred- fifty feet (150'x150'). There will be at least eight (8) objects large enough to conceal decoy(s). The Team will have eight (8) minutes to conduct the area search.

The search may be conducted on or off leash. The search will be of civil decoy(s) that will be placed at least thirty (30) minutes prior to the first Team conducting the search. The decoy(s) will be placed or concealed where the canine cannot injure nor see the decoy(s). The K-9 Team will leave the start line and may deploy into the area from any location as to take advantage of the wind direction. Time will start when the K-9 Team leaves the start line.

The correct indication of find(s) must be made in order to pass this event.

Vehicle Search: Shall consist of the exterior search of four (4) vehicles. Human decoy(s) will be concealed in the interior of not more than two (2) of the four (4) vehicles. The decoy (s) will be placed so that the canine and handler can not see the decoy(s). The remaining vehicles will not contain any decoys.

Due to the numerous makes and models of vehicles available to departments, the decision upon what types of vehicles to be used is the Certifying Officials' discretion.

The correct indication of find(s) must be made in order to pass this event.

National Police Canine Association

Membership Application

Application for Month _____ year 20____ State: _____

++check one ++

___ New Membership

___ Renewal Membership

NAME: _____

MAILING ADDRESS: _____

CITY: _____ STATE: _____ ZIP: _____

K-9's NAME: _____ AGE: _____ BREED: _____

AGENCY: _____ RANK: _____

YEARS OF K-9 EXPERIENCE: _____

AGENCY ADDRESS: _____

CITY: _____ STATE: _____ ZIP: _____

PHONE: (home) _____ (cell) _____

E-MAIL ADDRESS _____

(to receive electronic voting and access to talk group: NPCA@yahoogroups.com)*

Type of Membership

(circle one)

Regular K-9 (\$40.00)-----Associate (\$40.00)-----Support (\$200.00)

Individual Corporate(\$50.00)-----Business Corporate(\$250.00)

(\$10.00 Late Fee for Renewals After February 28

Certifications are \$20.00 each

(please mark all that you are certifying in)

____ Narcotics _____ Patrol _____ Human Concealment _____ Handler Protection
____ Explosives _____ Tracking _____ Trailing _____ SRT _____ Gun _____ Currency

Please type or print application so that it is readable, otherwise it can not be processed. For further information please contact via www.npca.net or 1-877-362-1219.

APPLICATION MUST BE COMPLETE AND SUBMITTED WITH DUES

Forward to:

N.P.C.A.

Katy Farnsworth

P.O. Box 538

Waddell, AZ 85355

Narcotics/Contraband Score Sheet
(circle one)

DATE: _____

LOCATION: _____

HANDLER'S NAME: _____

K-9'S NAME: _____

AGENCY'S NAME & STATE: _____

(DO NOT WRITE BELOW THIS LINE)

VEHICLE SEARCH

	SUBSTANCE	Amount	LOCATED	NOT LOCATED
HIDE #1:	Cocaine	_____	_____	_____
HIDE #2	Marijuana	_____	_____	_____

Time of Search not to exceed 8 minutes.

Certifying Official: _____ CO number: _____

INDOOR SEARCH

	SUBSTANCE	Amount	LOCATED	NOT LOCATED
HIDE #1:	Cocaine	_____	_____	_____
HIDE #2:	Marijuana	_____	_____	_____

Time of Search not to exceed 10 minutes.

Certifying Official: _____ CO number: _____

CERTIFICATION: PASSED _____ FAILED _____ (CERTIFYING OFFICIALS INITIALS)

ADDITIONAL SUBSTANCES

	SUBSTANCE	Amount	LOCATED	NOT LOCATED
ADD. #1	Meth	_____	_____	_____

Time of Search not to exceed 05 minutes.

ADD. #2	Heroin	_____	_____	_____
---------	--------	-------	-------	-------

Time of Search not to exceed 05 minutes.

ADD. #3	Opium	_____	_____	_____
---------	-------	-------	-------	-------

Time of Search not to exceed 05 minutes.

ADD. #4	MDMA	_____	_____	_____
---------	------	-------	-------	-------

Time of Search not to exceed 05 minutes.

ADD. #5	_____	_____	_____	_____
---------	-------	-------	-------	-------

Time of Search not to exceed 05 minutes.

ADD. #6	_____	_____	_____	_____
---------	-------	-------	-------	-------

Time of Search not to exceed 05 minutes.

Certifying Official: _____ CO number: _____

REMARKS: _____

Narcotics/Contraband Score Sheet
(circle one)

DATE: _____ LOCATION: _____

HANDLER'S NAME: _____ K-9'S NAME: _____

AGENCY'S NAME & STATE: _____

(DO NOT WRITE BELOW THIS LINE)

VEHICLE SEARCH

	SUBSTANCE	Amount	LOCATED	NOT LOCATED
HIDE #1:	_____	_____	_____	_____
HIDE #2	_____	_____	_____	_____

Time of Search not to exceed 8 minutes.

Certifying Official: _____ CO number: _____

INDOOR SEARCH

	SUBSTANCE	Amount	LOCATED	NOT LOCATED
HIDE #1:	_____	_____	_____	_____
HIDE #2:	_____	_____	_____	_____

Time of Search not to exceed 10 minutes.

Certifying Official: _____ CO number: _____

CERTIFICATION: PASSED _____ FAILED _____ (CERTIFYING OFFICIALS INITIALS)

ADDITIONAL SUBSTANCES

	SUBSTANCE	Amount	LOCATED	NOT LOCATED
ADD. #1	_____	_____	_____	_____
Time of Search not to exceed 05 minutes.				
ADD. #2	_____	_____	_____	_____
Time of Search not to exceed 05 minutes.				
ADD. #3	_____	_____	_____	_____
Time of Search not to exceed 05 minutes.				
ADD. #4	_____	_____	_____	_____
Time of Search not to exceed 05 minutes.				
ADD. #5	_____	_____	_____	_____
Time of Search not to exceed 05 minutes.				
ADD. #6	_____	_____	_____	_____

Time of Search not to exceed 05 minutes.

Certifying Official: _____ CO number: _____

REMARKS: _____

Explosives Score Sheet

DATE: _____ LOCATION: _____

HANDLER'S NAME: _____ K-9'S NAME: _____

AGENCY'S NAME & STATE: _____

(DO NOT WRITE BELOW THIS LINE)

VEHICLE SEARCH

	TYPE OF SUBSTANCE/AMOUNT	LOCATED	NOT LOCATED
HIDE #1:	_____	_____	_____
HIDE #2	_____	_____	_____
HIDE #3	_____	_____	_____

Time of Search not to exceed 10 Minutes.

Certifying Official: _____ CO number: _____

INDOOR SEARCH

	TYPE OF SUBSTANCE/AMOUNT	LOCATED	NOT LOCATED
HIDE #1:	_____	_____	_____
HIDE #2:	_____	_____	_____
HIDE #3	_____	_____	_____

Time of Search not to exceed 12 minutes

Certifying Official: _____ CO number: _____

AREA SEARCH

	TYPE OF SUBSTANCE/AMOUNT	LOCATED	NOT LOCATED
HIDE #1:	_____	_____	_____

Time of Search not to exceed 10 minutes.

LUGGAGE

	TYPE OF SUBSTANCE/AMOUNT	LOCATED	NOT LOCATED
HIDE #1:	_____	_____	_____
HIDE #2:	_____	_____	_____
HIDE #3:	_____	_____	_____

Time of Search not to exceed 6 minutes.

Certifying Official: _____ CO number: _____

CERTIFICATION: PASSED _____ FAILED _____ (CERTIFYING OFFICIALS INITIALS)

REMARKS: _____

Patrol Score Sheet

DATE: _____

LOCATION: _____

HANDLER'S NAME: _____

K-9'S NAME: _____

AGENCY'S NAME & STATE: _____

(DO NOT WRITE BELOW THIS LINE)

OBEDIENCE:

(MUST BE PASSED TO CONTINUE)

	PASS	FAIL
HEELING	_____	_____
URNS	_____	_____
DROP OFF	_____	_____
STAY ON GUNFIRE	_____	_____
EXERCISE:	_____	_____

Certifying Official & #: _____

AREA SEARCH:

	PASS	FAIL
DEPLOYMENT	_____	_____
ABILITY TO READ K-9	_____	_____
TACTICS	_____	_____
INDICATION/FIND	_____	_____
EXERCISE:	_____	_____

Certifying Official & #: _____

CRIMINAL APPREHENSION:

(MUST BE PASSED TO CERTIFY)

	PASS	FAIL
DEPLOYMENT	_____	_____
RECALL	_____	_____
BITE	_____	_____
RELEASE (***)	_____	_____
EXERCISE:	_____	_____

Optional Suspect Frisk _____

Certifying Official & #: _____

BUILDING SEARCH:

	PASS	FAIL
DEPLOYMENT	_____	_____
ABILITY TO READ K-9	_____	_____
TACTICS	_____	_____
INDICATION/FIND	_____	_____
EXERCISE:	_____	_____

Certifying Official & #: _____

COURAGE TEST:

(MUST BE PASSED TO CERTIFY)

	PASS	FAIL
EXERCISE:	_____	_____

Certifying Official & #: _____

CERTIFICATION:

PASSED _____

FAILED _____

OPTIONAL - HANDLER PROTECTION:

PASS _____

FAIL _____

Certifying Official & #: _____

E-COLLAR WORN:

YES _____

NO _____

Handler Protection Score Sheet

DATE: _____

LOCATION: _____

HANDLER'S NAME: _____ K-9'S NAME: _____

AGENCY'S NAME & STATE: _____

(DO NOT WRITE BELOW THIS LINE)

OBEDIENCE:
(MUST BE PASSED TO CONTINUE)

	PASS	FAIL
HEELING	_____	_____
URNS	_____	_____
DROP OFF	_____	_____
STAY AT DISTANCE	_____	_____

EXERCISE: _____

Certifying Official: _____ CO number: _____

HANDLER PROTECTION

	PASS	FAIL
APPREHENSION	_____	_____
RELEASE (***)	_____	_____
GUARD	_____	_____
HANDLER PROTECTION	_____	_____

EXERCISE: _____

Certifying Official: _____ CO number: _____

(***)=release must be passed to pass exercise

CERTIFICATION: PASS _____ FAIL _____

REMARKS: _____

National Police Canine Association
Tracking 1 Certification Score Sheet

TRACKING 1

DATE: _____ LOCATION: _____

HANDLER'S NAME: _____ K-9'S NAME: _____

AGENCY'S NAME & STATE: _____

(DO NOT WRITE BELOW THIS LINE)

Track or Trail layer's name: _____

Age of Track: _____ Approximate Distance: _____

Description of Articles Placed on Track: 1 _____
 (Place the number of the article on diagram) 2 _____
 3 _____
 4 _____

	PASS	FAIL	Wind Direction: <input type="text"/>	DIAGRAM
START	_____	_____		
EAGERNESS TO WORK	_____	_____		
1ST ARTICLE	_____	_____		
1ST TURN	_____	_____		
2ND ARTICLE	_____	_____		
2ND TURN	_____	_____		
3RD ARTICLE	_____	_____		
LAST ARTICLE/TRACK END	_____	_____		

CERTIFICATION: PASS _____ FAIL _____

Certifying Official: _____ CO number: _____

REMARKS: _____

National Police Canine Association
Trailing 1 Certification Score Sheet

TRAILING 1

DATE: _____ LOCATION: _____

HANDLER'S NAME: _____ K-9'S NAME: _____

AGENCY'S NAME & STATE: _____

(DO NOT WRITE BELOW THIS LINE)

EVENT 1:

PASS FAIL

PREPARATION OF DOG

PASS FAIL

USE OF SCENT ARTICLE

EXERCISE: _____

ABILITY OF START TRAIL(time ok)

WORK THROUGH CONTAMINATION

Certifying Official & #: _____

EVENT 2:

PASS FAIL

TURN #1

PASS FAIL

TURN #2

EXERCISE: _____

TURN #3

WORK THROUGH TURNS

Certifying Official & #: _____

EVENT 3: (must pass both task)

PASS FAIL

PASS FAIL

THROUGH POOL SCENT (time ok)

EXERCISE: _____

TRAIL ACROSS PAVED ROAD

Certifying Official & #: _____

EVENT 4: (must pass both task)

PASS FAIL

PASS FAIL

TRAILING DOG INDICATION

EXERCISE: _____

HANDLER CALLING FIND

Certifying Official & #: _____

PASS FAIL

CERTIFICATION: _____

REMARKS: _____

National Police Canine Association
Trailing 2 Certification Score Sheet

Trailing 2

DATE OF CERTIFICATION: _____ LOCATION OF CERTIFICATION: _____
HANDLER'S NAME: _____ K-9'S NAME: _____
AGENCY'S NAME: _____

(DO NOT WRITE BELOW THIS LINE / FOR OFFICIAL USE ONLY)

TEST CONDITION

EVENT 1

	PASS	FAIL	NOTES:
PREPARATION OF DOG	_____	_____	
USE OF SCENT ARTICLE	_____	_____	
START RURAL/GREENBELT/PARK	_____	_____	
WORK INTO URBAN CONTAMINATION	_____	_____	

PASS (CIRCLE) FAIL

TEST CONDITION

EVENT 2

	PASS	FAIL	NOTES:
TURN # 1 STREET INTERSECTION	_____	_____	
TURN # 2 INTO ALLEYWAY	_____	_____	
DISTRACTION OF POOL SCENT	_____	_____	
WORK THROUGH POOL SCENT	_____	_____	

PASS (CIRCLE) FAIL

TEST CONDITION

EVENT 3

	PASS	FAIL	NOTES:
TURN # 3 INTO GREENBELT	_____	_____	
BY DISTRACTIONS (TRAFFIC)	_____	_____	
THROUGH CONTAMINATION	_____	_____	
ACROSS HARD SURFACE	_____	_____	

PASS (CIRCLE) FAIL

TEST CONDITION

EVENT 4

	PASS	FAIL	NOTES:
INTO RESIDENT YARD OR PARK	_____	_____	
FIND LOCATED HIGH OR BEHIND DOOR	_____	_____	
RECOGNIZED DOG INDICATION	_____	_____	
HANDLER CALLING FIND	_____	_____	*MUST CALL CORRECT TO PASS

PASS (CIRCLE) FAIL

CERTIFICATION – PASS _____ FAIL _____

CERTIFYING OFFICIAL & #: _____
REMARKS: _____

National Police Canine Association
Scent Detection Certification Score Sheet

Wildlife/Gun/Contraband
(circle one)

DATE: _____

LOCATION: _____

HANDLER'S NAME: _____

K-9'S NAME: _____

AGENCY'S NAME & STATE: _____

(DO NOT WRITE BELOW THIS LINE)

VEHICLE SEARCH

	SUBSTANCE	Amount	LOCATED	NOT LOCATED
HIDE #1:	_____	_____	_____	_____
HIDE #2	_____	_____	_____	_____

Time of Search not to exceed 8 minutes.

Certifying Official: _____ CO number: _____

INDOOR SEARCH

	SUBSTANCE	Amount	LOCATED	NOT LOCATED
HIDE #1:	_____	_____	_____	_____
HIDE #2:	_____	_____	_____	_____

Time of Search not to exceed 10 minutes.

Certifying Official: _____ CO number: _____

CERTIFICATION: PASSED _____ FAILED _____ (CERTIFYING OFFICIALS INITIALS)

ADDITIONAL SUBSTANCES

	SUBSTANCE	Amount	LOCATED	NOT LOCATED
ADD. #1	_____	_____	_____	_____
Time of Search not to exceed 05 minutes.				
ADD. #2	_____	_____	_____	_____
Time of Search not to exceed 05 minutes.				
ADD. #3	_____	_____	_____	_____
Time of Search not to exceed 05 minutes.				
ADD. #4	_____	_____	_____	_____
Time of Search not to exceed 05 minutes.				
ADD. #5	_____	_____	_____	_____
Time of Search not to exceed 05 minutes.				
ADD. #6	_____	_____	_____	_____

Time of Search not to exceed 05 minutes.

Certifying Official: _____ CO number: _____

REMARKS: _____

National Police Canine Association
Human Concealment Certification Score
Sheet

DATE: _____

LOCATION: _____

HANDLER'S NAME: _____

K-9'S NAME: _____

AGENCY'S NAME & STATE: _____

(DO NOT WRITE BELOW THIS LINE)

VEHICLE:

(Four Vehicles Containing Concealed Decoy (s)).

Number of hide's _____

Located _____ Not Located _____

Located _____ Not Located _____

TIME: _____

(Not to exceed 08 minutes)

Certifying Official & #: _____

AREA SEARCH:

(The area set for the Patrol Area Search can be used)

Number of hide's _____

Located _____ Not Located _____

Located _____ Not Located _____

TIME: _____

(Not to exceed 08 minutes)

Certifying Official & #: _____

INTERIOR SEARCH :

(The area Set for the Patrol Building Search can be used)

Number of hide's _____

Located _____ Not Located _____

Located _____ Not Located _____

TIME: _____

(Not to exceed 08 minutes,)

Certifying Official & #: _____

CERTIFICATION:

PASSED _____

FAILED _____

Certifying Official & #: _____

Certification requires 3 of 4 finds

NPCA form: 0009

National Police Canine Association
SRT 1 Certification Score Sheet

SRT 1

		PASS	FAIL
1.	SRT1 A RECON		
◆	Eagerness to work		
◆	Social Skills		
◆	Obedience/Control/Find		
◆	Tactics		
	◆ (Must pass each task)		

Certifying Official Name & #:

		PASS	FAIL
2.	SRT1 B INDOOR		
◆	Eagerness to work		
◆	Social Skills		
◆	Obedience/Control		
◆	Alert/Verbal out		
◆	Tactics		
	◆ (Must pass each task)		

Certifying Official Name & #:

		PASS	FAIL
3.	SRTI C HIGH RISK		
◆	Eagerness to work		
◆	Social Skills		
◆	Obedience/Control		
◆	Tactics		
	◆ (Must pass each task)		

Certifying Official Name & #:

National Police Canine Association
Currency Detection Certification Score Sheet

Currency

DATE: _____

LOCATION: _____

HANDLER'S NAME: _____

K-9'S NAME: _____

AGENCY'S NAME & STATE: _____

(DO NOT WRITE BELOW THIS LINE)

VEHICLE SEARCH

FOUR VEHICLES

TWO HIDES

CURRENCY AMOUNT

LOCATED

NOT LOCATED

HIDE #1: _____

HIDE #2: _____

Time of Search not to exceed 8 Minutes.

INDOOR SEARCH

THREE ROOMS

TWO HIDES

CURRENCY AMOUNT

LOCATED

NOT LOCATED

HIDE #1: _____

HIDE #2: _____

Time of Search not to exceed 10 minutes. **PARCELS**

SIX BOXES OR ENVELOPES

TWO HIDES

CURRENCY AMOUNT

LOCATED

NOT LOCATED

HIDE #1: _____

HIDE #2: _____

Time of Search not to exceed 3 minutes. Time used: _____

LUGGAGE

SIX BAGS

TWO HIDES

CURRENCY AMOUNT

LOCATED

NOT LOCATED

HIDE #1: _____

HIDE #2: _____

Time of Search not to exceed 3 minutes.

AREA SEARCH

1000 SQ FEET

TWO HIDES

CURRENCY AMOUNT

LOCATED

NOT LOCATED

HIDE #1: _____

HIDE #2: _____

Time of Search not to exceed 10 minutes.

MUST FIND 9 OUT OF THE 10 HIDES FOR A 90% CONFIRMED ALERT RATE FOR CERTIFICATION. 2 DISTRACTORS ODORS MUST BE PLACED IN SEARCH AREAS.

Certifying Official: _____ CO number: _____

REMARKS: _____

National Police Canine Association
Master Certification Sheet

Certification # _____

Narcotics/Wildlife/Contraband/Gun
(Circle One)

DATE: _____

LOCATION: _____

	Handler	K-9	Department & State	Veh/Int	LOCATION:			ADD#2	ADD #3	PAID	
				P/F	CO #	P/F	CO #	P/F	CO #		P/F
1											
2											
3											
4											
5											
6											
7											
8											
9											
10											
11											
12											
13											
14											
15											

	FIND	Amount
VEH	#1	
	#2	
	#3	
INT	#1	
	#2	
	#3	
ADD	#1	
	#2	
	#3	
	#4	
	#5	

_____	_____	_____
Certifying Official & #	Certifying Official & #	Certifying Official & #
_____	_____	_____
Certifying Official & #	Certifying Official & #	Certifying Official & #
_____	_____	_____
Certifying Official & #	Certifying Official & #	Certifying Official & #

National Police Canine Association
Master Certification Sheet

Certification # _____

Explosive Master Score Sheet

DATE: _____

LOCATION: _____

	Handler	K-9	Department & State	Veh		Int		Luggage		Area		PAID
				P/F	CO #	P/F	CO #	P/F	CO #	P/F	CO #	
1												
2												
3												
4												
5												
6												
7												
8												
9												
10												
11												
12												
13												
14												
15												

	FIND	Amount
VEH #1		
#2		
#3		
INT #1		
#2		
#3		
ADD #1		#3
#2		
AREA #1		
LUGG #1		#3
#2		

_____	_____
Certifying Official & #	Certifying Official & #
_____	_____
Certifying Official & #	Certifying Official & #
_____	_____
Certifying Official & #	Certifying Official & #

PATROL - HANDLER PROTECTION - SPECIAL RESPONSE TEAM
(circle one)

DATE: _____

LOCATION: _____

	Handler	K-9	E	Department & State	PATROL		RECALL	AREA	BLDG	H PR.		SRT		PAID
					P/F	P/F	P/F	P/F	CO #	P/F	CO #	P/F	CO #	
1														
2														
3														
4														
5														
6														
7														
8														
9														
10														
11														
12														
13														
14														
15														

(please check if E-Collar was worn for Certification)

Certifying Official & #

Certifying Official & #

Certifying Official & #

Certifying Official & #

Certifying Official & #

Certifying Official & #

Certifying Official & #

Certifying Official & #

Certifying Official & #

National Police Canine Association
Master Certification Sheet

Certification # _____

Tracking 1-Trailing 1-Trailing 2
(circle one)

DATE: _____

LOCATION: _____

	HANDLER	K-9	DEPARTMENT & STATE	TRACKING1	CO #	TRAILING 1	CO #	TRAILING 2	CO #	PAID
1										
2										
3										
4										
5										
6										
7										
8										
9										
10										
11										
12										
13										
14										
15										

	ARTICLES
1	
2	
3	
4	

Certifying Official & #

Certifying Official & #

Certifying Official & #

Certifying Official & #

Certifying Official & #

Certifying Official & #

National Police Canine Association
Master Certification Sheet

HUMAN CONCEALMENT

DATE: _____

LOCATION: _____

	Handler	K-9	Department & State	VEHICLE	CO #	INTER.	CO #	AREA	CO #	PAID
				P/F		P/F		P/F		
1										
2										
3										
4										
5										
6										
7										
8										
9										
10										
11										
12										
13										
14										
15										

Certifying Official & #

Certifying Official & #

Certifying Official & #

Certifying Official & #

Certifying Official & #

Certifying Official & #

Certifying Official & #

Certifying Official & #

Certifying Official & #

CURRENCY

DATE: _____

LOCATION: _____

	Handler	K-9	Department & State	VEH/INT	PARCELS		LUGGAGE		AREA			PAID
				P/F	CO #	P/F	CO #	P/F	CO #	P/F	CO #	
1												
2												
3												
4												
5												
6												
7												
8												
9												
10												
11												
12												
13												
14												
15												

	FIND	Amount
VEH	#1	
	#2	
INT	#1	
	#2	
PARC	#1	
	#2	
LUGG	#1	
	#2	
AREA	#1	
	#2	

_____	_____
Certifying Official & #	Certifying Official & #
_____	_____
Certifying Official & #	Certifying Official & #
_____	_____
Certifying Official & #	Certifying Official & #

National Police Canine Association

PO Box 538
Waddell, AZ 85355
1-877-362-1219

Executive Board

President

Terry Anderson
713-562-7371
t.anderson@npca.net

Secretary

Joe Caponetto
816-820-5598
j.caponetto@npca.net

Treasurer/Training Director

Mark Green
602-568-2134
m.green@npca.net

Administrative Assistant

Katy Farnsworth
877-362-1219
k.farnsworth@npca.net

Executive Board of Regional Directors

Northwest Regional Director

Bill Delay
303-582-9307 or 303-549-7696
b.delay@npca.net

North Central Regional Director

Ryan Sumner
816-809-9939
r.sumner@npca.net

Northeast Regional Director

Mark Tobin
302-528-5317 or 302-373-0402
m.tobin@npca.net

Southwest Regional Director

Scott Callender
480-250-6807
s.callender@npca.net

South Central Regional Director

Danny Valdez
409-284-3595
d.valdez@npca.net

Southeast Regional Director

Fred Janke
239-851-0889
f.janke@npca.net

West Coast Regional Director

Daryl Gaunt
909-518-2232
d.gaunt@npca.net

Standards Committee

Chairman

Frank Glover
239-849-0198
f.glover@npca.net

Northwest

Art Lopez
801-372-5330
a.lopez@npca.net

North Central

Scott Nelson
816-510-9366
s.nelson@npca.net

Northeast

Christopher Vitale
302-383-8406
c.vitale@npca.net

Southwest

Andrew Carlsson
480-797-5103
a.carlsson@npca.net

South Central Ryan

Fuxa
580-554-1721
r.fuxa@npca.net

Southeast

Paul Koinig
561-202-7913
p.koinig@npca.net

West Coast

Brian McBride
714-743-1119
b.mcbride@npca.net

Director-Support Membership

Liz Grisell
816-226-9749
l.grisell@npca.net

Legal Committee Chairman

Ted Daus

To Nominate a K9 Team for a Quarterly Award:

1. The team must be a member of the NPCA.
2. Nominations are made in two categories: Patrol And Detection
3. There can be more than one nomination per category. One nomination will receive a plaque and one will receive a certificate.
4. Awards are considered on a quarterly basis.
 - a. A deployment occurring in the 1st Quarter (January-March) submit the nomination by the end of April
 - b. A deployment occurring in the 2nd Quarter (April-June) submit the nomination by the end of July.
 - c. A deployment occurring in the 3rd Quarter (July-September) submit the nomination by the end of October.
 - d. A deployment occurring in the 4th Quarter (October-December) submit the nomination by the end of January.
5. Nominations should be submitted to the Regional Representative in which the K9 deployment occurred in.

Southeast Region: Fred Janke	f.janke@npca.net
South Central Region: Danny Valdez	d.valdez@npca.net
Southwest Region: Scott Callender	s.callender@npca.net
Northeast Region: Mark Tobin	m.tobin@npca.net
North Central Region: Ryan Sumner	r.sumner@npca.net
Northwest Region: Bill Delay	w.delay@npca.net
West Coast Region: Daryl Gaunt	d.gaunt@npca.net

6. The Regional Representative will collect the K9 reports and decide which one is to receive a plaque and which one is to receive a certificate. The nominations receiving a plaque will be considered for the Case of the Year at the spring meeting of the Executive Board.
7. Nominations are then mailed with a copy of the K9 deployment report to the Awards Committee Chairman-Bill Delay. The plaques will be mailed to the supplied address.
8. **Nominations must include: Proper spelling of the K9 handlers name (this will be the name that will appear on the plaque or certificate) and the handler's title: Officer, Sgt, Etc..., the address that the award should be mailed to and a telephone number. We would also like the K9 handler's supervisor's name.**

If you have any questions, please call Bill Delay at 303-582-9307.

NOTES
