

Proudly presented to

FLOW



Powered by



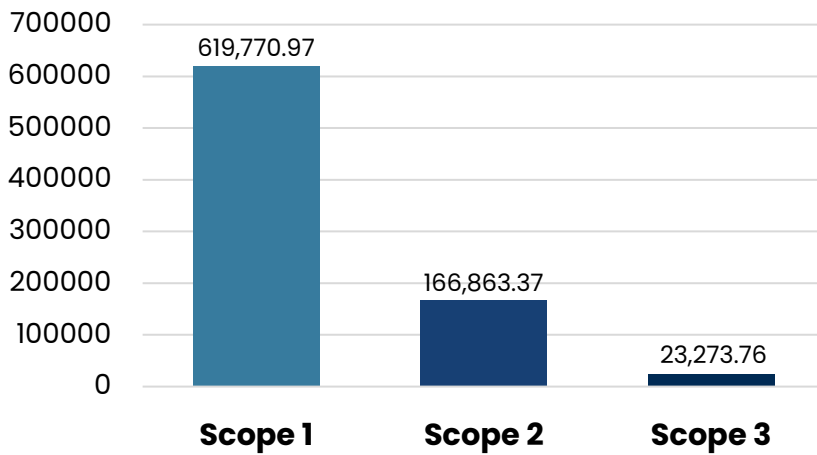
Global Compact
Network Singapore



**CARBON PRICING
LEADERSHIP COALITION**
SINGAPORE

ESGpedia

Total GHG Emissions: July 2024 – June 2025

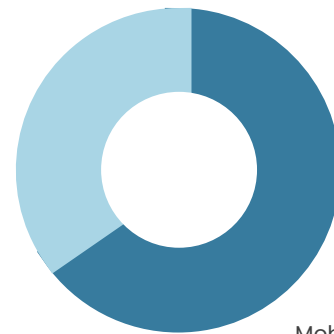


Total Emissions
809,908.093
kg CO2e


Scope 1 Emissions

| | |
|---------------------|---------------------|
| Mobile Combustion: | 405,164.365 kg CO2e |
| Fugitive Emissions: | 214,606.604 kg CO2e |

Fugitive Emissions
34.63%



Mobile Combustion
65.37%



Electricity from Grid
100.00%


Scope 2 Emissions

| | |
|------------------------|---------------------|
| Electricity from Grid: | 166,863.366 kg CO2e |
|------------------------|---------------------|

Scope 3 Emissions

| | |
|---------------------------------------|--------------------|
| Purchased Goods and Services (Water): | 6.115 kg CO2e |
| Employee Commuting: | 23,267.643 kg CO2e |

Purchased Goods and Services (Water)
0.03%



Employee Commuting
99.97%



Issued on:

10 Jun 2026

This Report is prepared using the data, assumptions, and information submitted by the organisation in the CERT calculator. Its accuracy and completeness are limited to that scope. We disclaim all liability for any limitations or discrepancies in the underlying data, or for any use of or reliance upon this Report by any party for any purpose.