


nova



www.boymetal.com



ACHTUNG
Vor dem Bedienen des
Gerätes ist zu beachten:
1. Sicherheit
2. Einsatz- und
3. Wartung



Metrik Düz Kanallı Makine Kılavuzu 3



Metrik Helis Kanallı Makine Kılavuzu 5



Whitworth Boru Vidalı Düz Kanallı Kılavuz 7



UNC Düz Kanallı Makine Kılavuzu 9



UNF Düz Kanallı Makine Kılavuzu 11



UNS Düz Kanallı Makine Kılavuzu 12



TR Trapez Kılavuz 13



TR Çift Ağız Trapez Kılavuz 14



Kombine Kılavuz 15



NPT Konik Boru Makine Kılavuzu 16



3'lü Takım Makine Kılavuzu 18



Metrik Normal Vida Pafta 20




Whitworth Boru Vidalı Pafta 22

• Üretim parkurumuzla, teknolojik altyapımızla ve profesyonel kadromuzla, müşterilerimizin isteklerini en iyi kalitede, zamanında ve uygun maliyetlerle sunma çabamızdayız.

• Ekibimiz müşteri talepleri doğrultusunda en doğru ürün teminini sağlamaktadır. Doğru takım seçimi kullanılacak parçaya ve tezgaha göre ayarlanmaktadır.

• Günden güne gelişen sektörümüzde kalitemizi, müşteri memnuniyetini ve müşterinin takımdan alacağı en yüksek verimliliği arttırmak için AR-GE çalışmalarımız devam etmektedir.



boy metal boy metal boy metal boy metal boy metal boy metal boy metal boy metal boy metal boy metal boy metal boy metal boy metal boy metal boy metal boy metal boy metal boy metal boy metal

• Son teknolojiye sahip ZOLLER ölçüm cihazları ile tüm takımlarımız kontrol edilmekte ve her ürün raporu ile beraber teslim edilmektedir.



boy metal boy metal boy metal boy metal boy metal boy metal boy metal boy metal boy metal boy metal boy metal boy metal boy metal boy metal boy metal boy metal boy metal boy metal boy metal



• Bütün takımlarımız hassas CNC makinelerinde yapılmaktadır.

Metrik Düz Kanallı Makine Kılavuzu

HSS-E

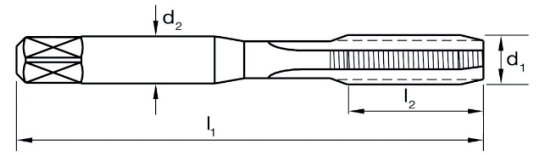
DIN
371/B

M

6H



TIN



D1 MM	P ADIM	L	L1 MM	D2 MM	K (H12) MM
M6	1.00	80	18	6	4,80
M8	1,25	90	22	8	6,20
M10	1,5	100	22	10	8
M12	1,75	110	22	9	7
M14	2.00	110	22	11	9
M16	2.00	110	22	12	9
M18	2,50	110	25	14	11
M20	2,50	110	25	16	12
M22	2,50	130	25	18	14,5
M24	3.00	130	25	18	14,5
M27	3.00	130	28	18	14,5
M30	3,50	160	28	22	18
M33	3,50	160	28	25	20
M36	4.00	170	28	28	22
M39	4.00	170	28	28	22

M42	4,50	170	28	32	24
M45	4,50	170	30	32	24
M48	5.00	170	30	36	29
M52	5.00	170	30	38	30
M56	5,50	180	38	38	30
M60	5,50	180	38	42	34
M64	6.00	180	38	42	34
M68	6.00	180	38	44	36

* Siparişlerinizde istediğiniz tam boyu ve kesme boyu ölçüsünü belirtiniz.

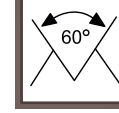

Metrik Helis Kanallı Makine Kılavuzu

HSS-E

DIN
371/C

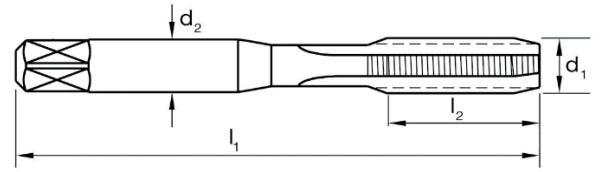
M

6H



R35°

TIN



D1 MM	P ADIM	L	L1 MM	D2 MM	K (H12) MM
M6	1,00	80	18	6	4,80
M8	1,25	90	22	8	6,20
M10	1,5	100	22	10	8
M12	1,75	110	22	9	7
M14	2,00	110	22	11	9
M16	2,00	110	22	12	9
M18	2,50	110	25	14	11
M20	2,50	110	25	16	12
M22	2,50	130	25	18	14,5
M24	3,00	130	25	18	14,5
M27	3,00	130	28	18	14,5
M30	3,50	160	28	22	18
M33	3,50	160	28	25	20
M36	4,00	170	28	28	22
M39	4,00	170	28	28	22

M42	4,50	170	28	32	24
M45	4,50	170	30	32	24
M48	5.00	170	30	36	29
M52	5.00	170	30	38	30
M56	5,50	180	38	38	30
M60	5,50	180	38	42	34
M64	6.00	180	38	42	34
M68	6.00	180	38	44	36

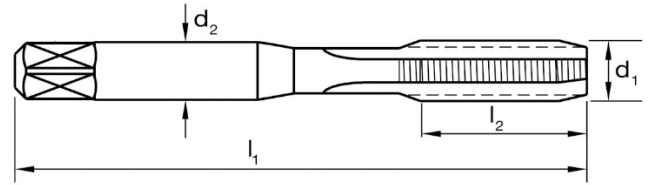


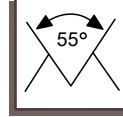
* Siparişlerinizde istediğiniz tam boyu ve kesme boyu ölçüsünü belirtiniz.

Whitworth Boru Vidalı Düz Kanallı Makine Kılavuzu

HSS-E

DIN
376/C

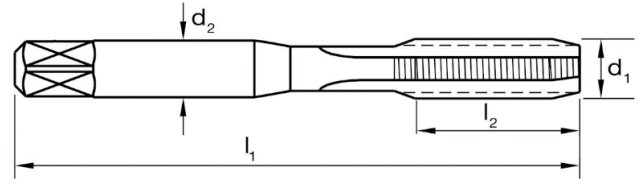
BPS



ÖLÇÜ	D1 MM	P ADIM	L1 MM	L2 MM	D2 MM	MATKAP ÇAPI
G1/16"	7.722	28	63	17	6	6,60
G1/8"	9.728	28	63	17	7	8,80
G1/4"	13.157	19	70	20	11	11,80
G3/8"	16.662	19	70	20	12	15,25
G1/2"	20.955	14	80	22	16	19
G5/8"	22.911	14	80	22	18	21
G3/4"	26.441	14	90	22	20	24,50
G1"	33.249	11	100	25	25	30,75
G1 1/4"	41.910	11	125	30	32	39,50
G1 1/2"	47.803	11	140	30	36	45,25
G2"	59.614	11	160	36	45	57
G3"	87.884	11	160	40	30	85,30

* Siparişlerinizde istediğiniz tam boyu ve kesme boyu ölçüsünü belirtiniz.

UNC Düz Kanallı Makine Kılavuzu



ÖLÇÜ	D1 MM	P ADIM	L1 MM	L2 MM	D2 MM	MATKAP ÇAPI
1/4" UNC	6,35	20	80	19	4,5	5,11
5/16" UNC	7,938	18	90	22	6,0	6,55
3/8" UNC	9,525	16	100	24	7,0	7,95
7/16" UNC	11,112	14	100	24	8,0	9,30
1/2" UNC	12,700	13	110	29	9	10,73
9/16" UNC	14,288	12	110	30	11	12,15
5/8" UNC	15,875	11	110	32	12	13,53
3/4" UNC	19,050	10	125	34	14	16,46
7/8" UNC	22,225	9	140	34	18	19,34
1" UNC	25,400	8	160	38	20	22,15
1 1/8" UNC	28,575	7	138	48	20	24,87
1 1/4" UNC	31,750	7	151	51	22	28,85
1 3/8" UNC	34,925	6	162	57	25	30,60
1 1/2" UNC	38,100	6	170	60	28	33,70


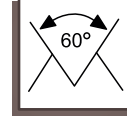
* Siparişlerinizde istediğiniz tam boyu ve kesme boyu ölçüsünü belirtiniz.

UNF Düz Kanallı Makine Kılavuzu

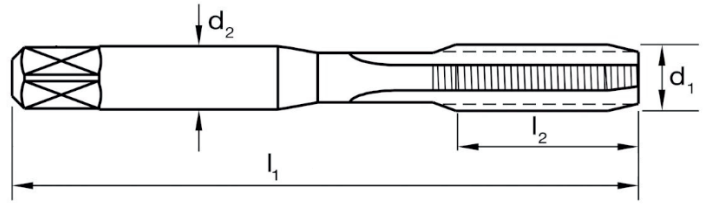
HSS-E

DIN
376/C

UNF



TIN



ÖLÇÜ	D1 MM	P ADIM	L1 MM	L2 MM	D2 MM	MATKAP ÇAPI
1/4"UNF	6.35	28	80	19	4,5	5,50
5/16"UNF	7.938	24	90	22	6,0	6,90
3/8"UNF	9.525	24	100	25	7,0	8,50
7/16"UNF	11.112	20	100	25	8,0	9,90
1/2"UNF	12.700	20	110	29	9	11,50
9/16"UNF	14.288	18	110	30	11	12,90
5/8"UNF	15.875	18	110	32	12	14,50
3/4"UNF	19.050	16	125	34	14	17,50
7/8"UNF	22.225	14	140	34	18	20,40
1" UNF	25.400	12	130	45	18	23,25
1 1/8"UNF	28.575	12	138	48	20	26,50
1 1/4" UNF	31.750	12	151	51	22,40	29,50
1 3/8"UNF	34.925	12	162	57	25	32,75
1 1/2"UNF	38.100	12	170	60	28	36

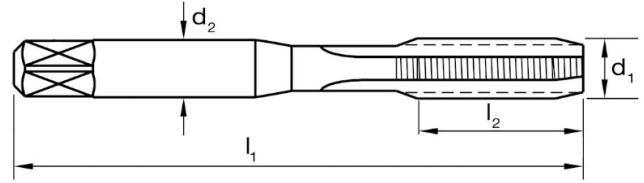

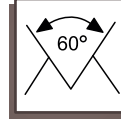
* Siparişlerinizde istediğiniz tam boyu ve kesme boyu ölçüsünü belirtiniz.

UNS Düz Kanallı Makine Kılavuzu

HSS-E

DIN
376/C

UNS

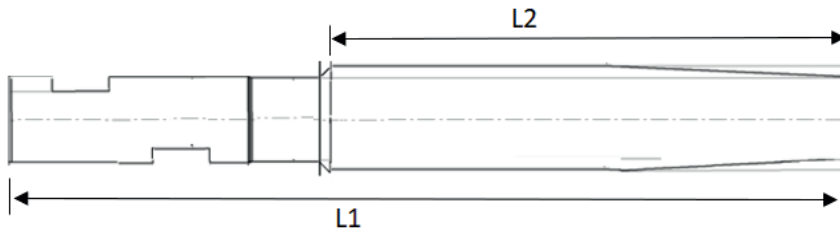


ÖLÇÜ	D1 MM	P ADIM	L1 MM	L2 MM	D2 MM	MATKAP ÇAPI
5/16"UNS	7,938	27	80	19	6	7,10
5/16"UNS	7,938	36	80	19	6	7,25
5/16"UNS	7,938	40	80	19	6	7,40
5/16"UNS	7,938	48	80	19	6	7,50
3/8"UNS	9,525	18	100	24	8	8,20
3/8"UNS	9,525	27	100	24	8	8,70
3/8"UNS	9,525	36	100	24	8	8,90
3/8"UNS	9,525	40	100	24	8	9,00
7/16"UNS	11,112	18	100	24	9	9,75
7/16"UNS	11,112	24	100	24	9	10,10
7/16"UNS	11,112	27	100	24	9	10,20
1/2"UNS	12,700	12	110	29	10	10,75
1/2"UNS	12,700	14	110	29	10	11,00
1/2"UNS	12,700	18	110	29	10	11,40
1/2"UNS	12,700	24	110	29	10	11,70
1/2"UNS	12,700	27	110	29	10	11,85
9/16"UNS	14,288	14	110	29	10	12,60
9/16"UNS	14,288	27	110	29	10	13,40
5/8"UNS	15,875	14	110	32	12	14,20
5/8"UNS	15,875	27	110	32	12	15,00
3/4"UNS	19,050	14	110	32	15	17,40
3/4"UNS	19,050	18	110	32	15	17,75
3/4"UNS	19,050	24	110	32	15	18,10
3/4"UNS	19,050	27	110	32	15	18,20
7/8"UNS	22,225	10	140	32	17	19,75
7/8"UNS	22,225	18	140	32	17	21
7/8"UNS	22,225	24	140	32	17	21,20
7/8"UNS	22,225	27	140	32	17	21,40



1"UNS	25,400	10	130	45	18	23
1"UNS	25,400	14	130	45	18	23,75
1"UNS	25,400	18	130	45	18	24,25
1"UNS	25,400	24	130	45	18	24,50
1"UNS	25,400	27	130	45	18	24,50
1 1/8"UNS	28,525	10	138	48	18	26,25
1 1/8"UNS	28,525	14	138	48	18	27,00
1 1/8"UNS	28,525	24	138	48	18	27,75
1 1/4"UNS	31,750	10	138	48	22	29,50
1 1/4"UNS	31,750	14	138	48	22	30,00
1 1/4"UNS	31,750	24	138	48	22	30,75
1 3/8" UNS	34,925	10	138	48	22	32,60
1 3/8"UNS	34,925	14	138	48	22	33,30
1 1/2"UNS	38,100	10	160	58	26	35,70
1 1/2"UNS	38,100	14	160	58	26	36,50
1 1/2"UNS	38,100	24	160	58	26	37,30
1 5/8"UNS	41,275	10	160	60	26	39
1 5/8"UNS	41,275	14	160	60	26	39,50
1 5/8"UNS	41,275	24	160	60	26	40,35
1 3/4"UNS	44,450	10	160	60	28	42
1 3/4"UNS	44,450	14	160	60	28	42,85
1 3/4"UNS	44,450	18	160	60	28	43,25
1 7/8"UNS	47,625	10	160	60	35	45,30
1 7/8"UNS	47,625	14	160	60	35	46
1 7/8"UNS	47,625	18	160	60	35	46,35
2"	50,800	10	180	80	42	48,40
2"	50,800	14	180	80	42	49,25
2"	50,800	18	180	80	42	49,50
2 1/16"UNS	52,387	16	180	80	40	51
2 3/16"UNS	55,563	16	180	80	40	54,10
2 1/4"UNS	57,150	10	180	80	40	54,75
2 1/4"UNS	57,150	14	180	80	40	55,50
2 1/4"UNS	57,150	18	180	80	40	55,75
2 5/16"UNS	58,737	16	180	80	42	57,30
2 7/16"UNS	61,912	16	180	80	46	60,50
2 1/2"UNS	63,500	10	180	80	46	61,20
2 1/2"UNS	63,500	14	180	80	46	61,75
2 1/2"UNS	63,500	18	180	80	46	62,30
2 3/4"UNS	69,850	10	190	80	46	67,50
2 3/4"UNS	69,850	14	190	80	46	68,25
2 3/4"UNS	69,850	18	190	80	46	68,50
3"	76,200	10	190	80	55	73,80
3"	76,200	14	190	80	55	74,50
3"	76,200	18	190	80	55	75,00

TR Trapez Kılavuz



TR Trapez	L1 (Tam Boy)	L2 (Kesme Boyu)
Tr8x2	90	50
Tr8x3	80	50
Tr10x2	110	65
Tr10x3	125	80
Tr12x2	110	40
Tr12x3	165	115
Tr12x4	165	115
Tr14x3	140	90
Tr14x4	170	110
Tr16x3	180	120
Tr16x4	180	120
Tr18x2	160	85
Tr18x3	210	130
Tr18x4	190	125
Tr18x5	190	120
Tr20x3	200	125
Tr20x4	200	125

Tr20x4	200	130
Tr22x4	210	130
Tr22x5	235	160
Tr24x4	245	160
Tr24x5	245	160
Tr24x6	255	160
Tr25x5	255	160
Tr26x5	255	160
Tr28x5	255	160
Tr30x6	280	160
Tr32x6	280	160
Tr34x3	280	160
Tr34x6	280	160
Tr36x3	280	160
Tr36x6	280	160
Tr38x3	280	160
Tr38x6	280	160
Tr40x3	280	160
Tr42x3	280	160
Tr44x3	280	160
Tr46x3	280	160
Tr48x3	280	160
Tr50x3	280	160
Tr52x3	280	160
Tr55x3	280	160
Tr60x3	280	160
Tr65x4	280	160
Tr70x4	280	160
Tr75x4	280	160
Tr80x4	280	160
Tr85x4	280	160

* Kesme yönü sağ ve sol olarak belirtilmelidir.

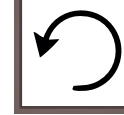

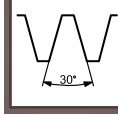
* Siparişlerinizde istediğiniz tam boyu ve kesme boyu ölçüsünü belirtiniz.

TR Çift Ağz Trapez Kılavuz

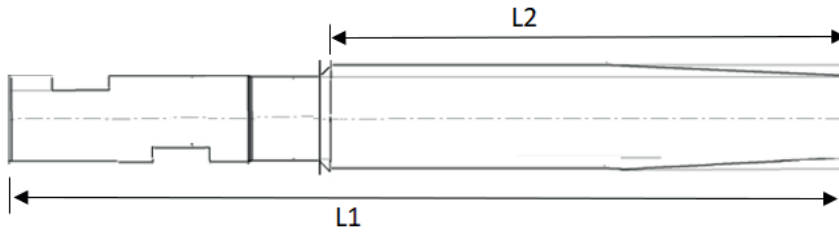
HSS-E

DIN
376/C

TR



2X



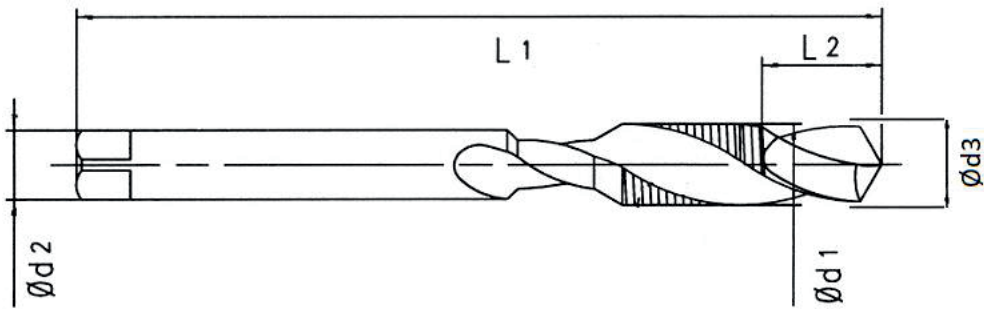
TR Trapez	L1 (Tam Boy)	L2 (Kesme Boyu)
Tr8x2x2	90	50
Tr8x3x2	80	50
Tr10x2x2	110	65
Tr10x3x2	125	80
Tr12x2x2	110	40
Tr12x3x2	165	115
Tr12x4x2	165	115
Tr14x3x2	140	90
Tr14x4x2	170	110
Tr16x3x2	180	120
Tr16x4x2	180	120
Tr18x2x2	160	85
Tr18x3x2	210	130
Tr18x4x2	190	125
Tr18x5x2	190	120
Tr20x3x2	200	125
Tr20x4x2	200	125

Tr20x5x2	200	130
Tr22x4x2	210	130
Tr22x5x2	235	160
Tr24x4x2	245	160
Tr24x5x2	245	160
Tr24x6x2	255	160
Tr25x5x2	255	160
Tr26x5x2	255	160
Tr28x5x2	255	160
Tr30x6x2	260	160
Tr32x6x2	260	160
Tr34x3x2	260	160
Tr34x6x2	260	160
Tr36x3x2	260	160
Tr36x6x2	260	160
Tr38x3x2	260	160
Tr38x6x2	260	160
Tr40x3x2	260	160
Tr42x3x2	260	160
Tr44x3x2	260	160
Tr46x3x2	260	160
Tr48x3x2	260	160
Tr50x3x2	260	160
Tr52x3x2	260	160
Tr55x3x2	260	160
Tr55x3x2	260	160
Tr60x3x2	260	160
Tr65x4x2	260	160
Tr70x4x2	260	160
Tr75x4x2	260	160
Tr80x4x2	260	160
Tr85x4x2	260	160

* Kesme yönü sağ ve sol olarak belirtilmelidir.

* Siparişlerinizde istediğiniz tam boyu ve kesme boyu ölçüsünü belirtiniz.

Matkap Kılavuz Kombine Takım

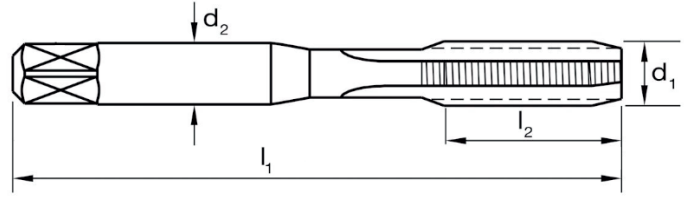


D1 MM	P ADIM	D3 MATKAP ÇAPI	L1 MM	L2 MM	D2 MM
M8	1,25	6,80	90	5	8
M10	1,5	8,50	100	5	10
M12	1,75	10,20	110	5	9
M14	2,00	12	110	8	11
M16	2,00	14	110	8	12
M18	2,50	15,50	110	10	14
M20	2,50	17,50	110	10	16
M22	2,50	19,50	130	10	18
M24	3,00	21,00	130	12	18
M27	3,00	24,00	130	12	18



D1 MM	P ADIM	D3 MATKAP ÇAPI	L1 MM	L2 MM	D2 MM
G1/16"	7,722	6,60	90	5	6
G1/8"	9,728	8,80	100	5	10
G1/4"	13,157	11,80	110	5	10
G3/8"	16,662	15,25	110	8	12
G1/2"	20,955	19	110	8	14
G5/8"	22,911	21,00	110	10	14
G3/4"	26,441	24,50	110	10	16
G1"	33,249	30,75	130	10	22

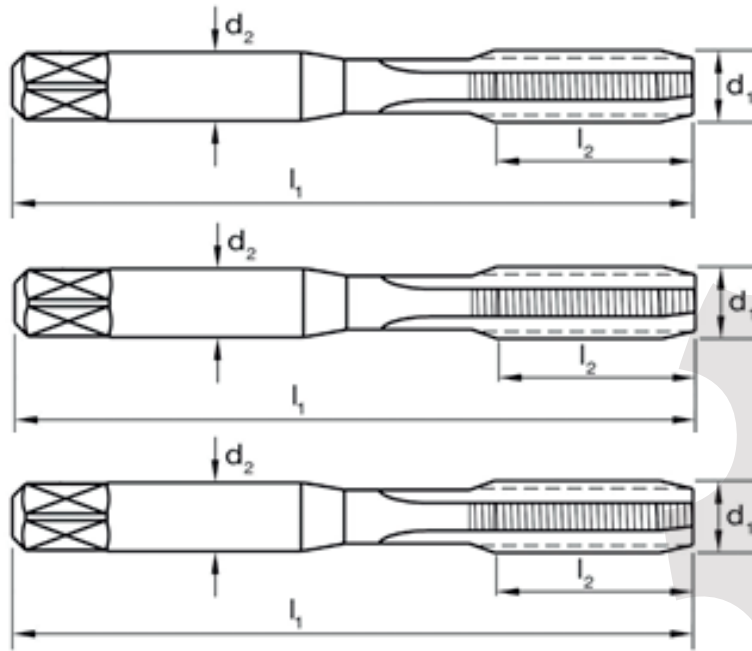
NPT Konik Boru Makine Kılavuzu



ÖLÇÜ NPT	D1 MM	P ADIM	L1 MM	L2 MM	D2 MM	MATKAP ÇAPI
1/4"	13,616	18	62	27	14	10,70
3/8"	17,055	18	65	27	18	14,10
1/2"	21,223	14	80	35	17,5	17,40
3/4"	26,568	14	83	35	23	22,60
1"	33,228	11,50	95	45	29	28,50
1 1/4"	41,985	11,50	102	45	33	37,00
1 1/2"	48,054	11,5	110	45	38	43,50
2"	60,092	11,5	114	45	43	55,00
2 1/2"	72,699	8	118	45	48	65,50
3"	88,608	8	120	45	50	81,50
3 1/2"	101,316	8	124	48	55	94,30
4"	113,973	8	128	50	58	107,00

* Siparişlerinizde istediğiniz tam boyu ve kesme boyu ölçüsünü belirtiniz.

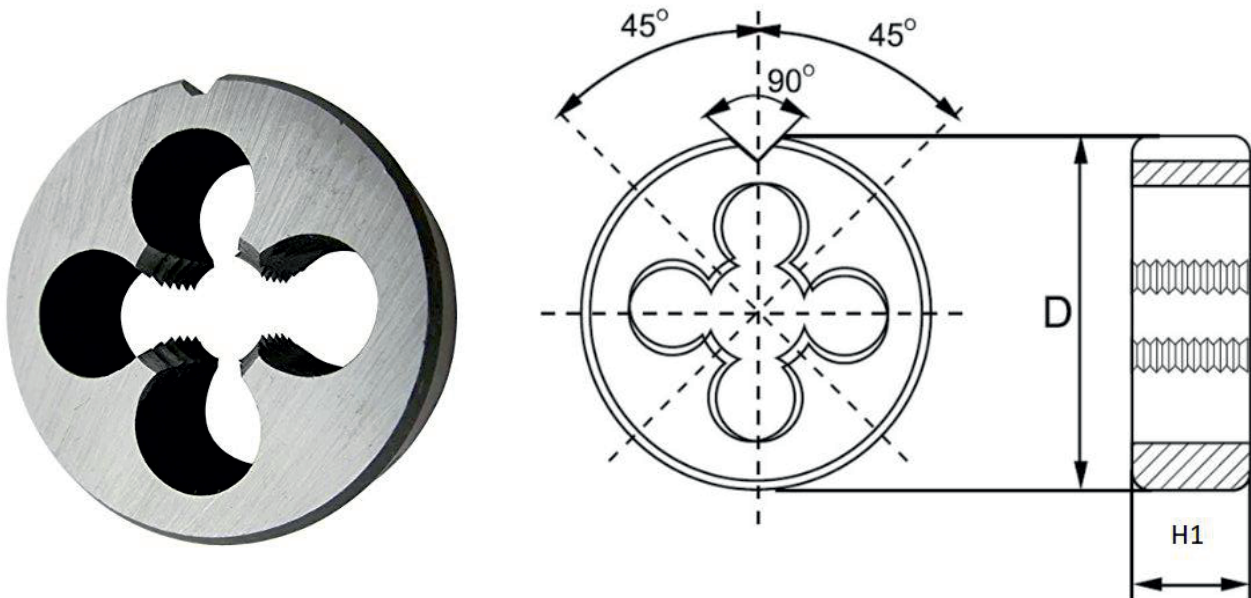
3'lü Takım Makine Kılavuzu



* Metrik - UNF - UNC - UNS - BSP - TR ölçüler takım kılavuz yapmaktadır.

* Siparişlerinizde istediğiniz tam boyu ve kesme boyu ölçüsünü belirtiniz.

Metrik Normal Vida Pafta

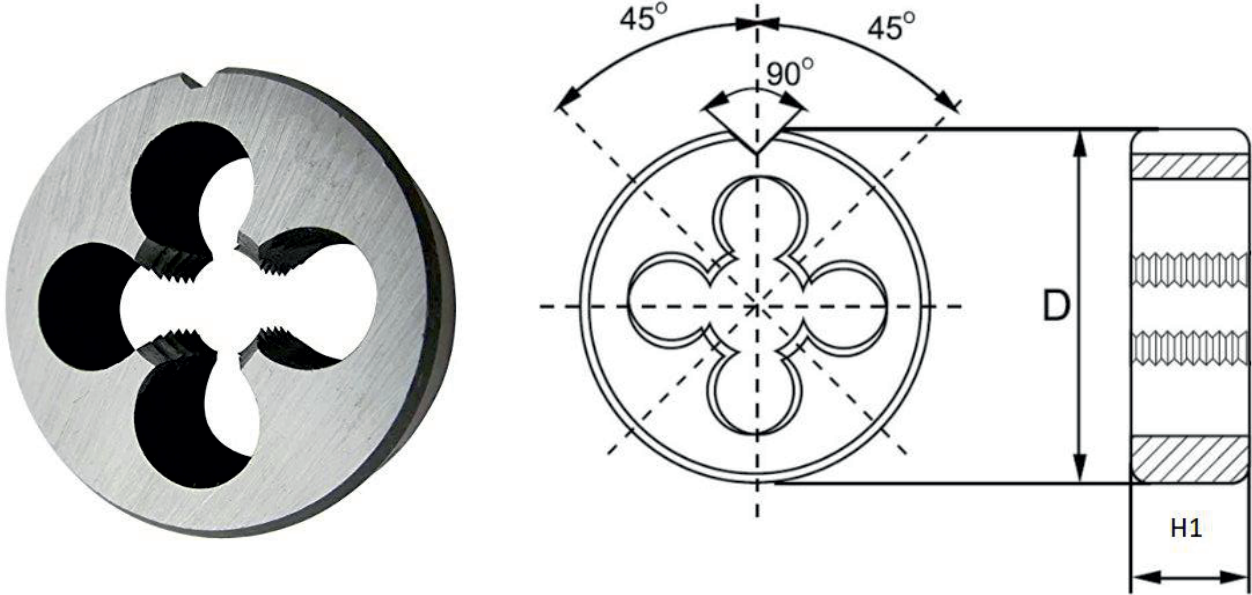


D1 MM	P ADIM	D MM	H1 MM
M8	1,25	25	9
M10	1,5	30	11
M12	1,75	38	14
M14	2,00	38	14
M16	2,00	45	18
M18	2,50	45	18
M20	2,50	45	18
M22	2,50	55	22
M24	3,00	55	22
M27	3,00	65	25
M30	3,50	65	25

D1 MM	P ADIM	D MM	H1 MM
M33	3,50	65	25
M36	4,00	65	25
M39	4,00	75	30
M42	4,50	75	30
M45	4,50	90	36
M48	5,00	90	36
M52	5,00	90	36
M56	5,50	92	36
M60	5,50	92	36
M64	6,00	94	38
M68	6,00	94	38

* Pafta sipariřleri **minimum 4 adet** ile sınırlıdır.

Whitworth Boru Vidalı Pafta



Ölçü	P ADIM	D MM	H1 MM
G1/16"	28	30	11
G1/8"	28	30	11
G1/4"	19	38	10
G3/8"	19	45	14
G1/2"	14	45	14
G5/8"	14	55	16
G3/4"	14	55	16
G1"	11	65	18
G 1 1/4"	11	75	18
G 1 1/2"	11	85	20
G2"	11	100	25
G3"	11	130	40

* Pafta siparişleri **minimum 4 adet** ile sınırlıdır.



İkitelli OSB. Esot Sanayi Sit.
K Blok No:12 Başakşehir / İST.

www.boymetal.com / info@boymetal.com
(0212) 670 01 44

