



**SNOQUALMIE
VALLEY
SHELTER
SERVICES**

SERVICES, DEMOGRAPHICS & FINANCIAL OVERVIEW

www.svshelterservices.org

About SVSS

A 501(c)3 organization funded by state, county and city governments, foundations, faith organizations and private citizens.

Providing services to the Snoqualmie Valley since 2012.

Currently sheltering upwards of 45 individuals per night.

Programs run by dedicated and professionally-trained staff.



OUR CURRENT SERVICES



CONGREGATE SHELTER

Covid-compliant sheltering for single adults

Located in downtown Snoqualmie

Open 24/7 year-round

Remains low-barrier so we can reach our most vulnerable community members

Provides (10) permanent beds & (5) temporary overflow beds

MOTEL VOUCHER PROGRAM

Providing semi-permanent motel vouchers within the Snoqualmie Valley & greater King County

Priority given to families, couples, and those with medical vulnerabilities

Provides (15) double-occupancy rooms, serving a total of 30-35 people per night

Current funding source ends June 2023

ADDITIONAL SERVICES

Permanent Housing Programs

- MASTER LEASING: Provides permanent supportive housing to (3) households
- EMERGENCY HOUSING VOUCHERS: Provides permanent supportive housing for over a dozen individuals

Outreach Services

- Provides navigation & basic needs to our unsheltered community members

Housing Case Management

- Assists and supports clients in all programs through navigating social service systems
- Offers a deeper dive into housing systems



Congregate Shelter renovation

Earlier this year, we completed a renovation of the downtown Snoqualmie American Legion Post building

Renovations were paid for through CARES Acts funding, the City of Snoqualmie and SVSS funds

Renovations included an expanded kitchen, 2nd bathroom, on-site laundry & shower facilities, and a new HVAC system

3-year contract for funding, location and permitting

Awarded funding ends Jun 2023

Location expires Feb 2024

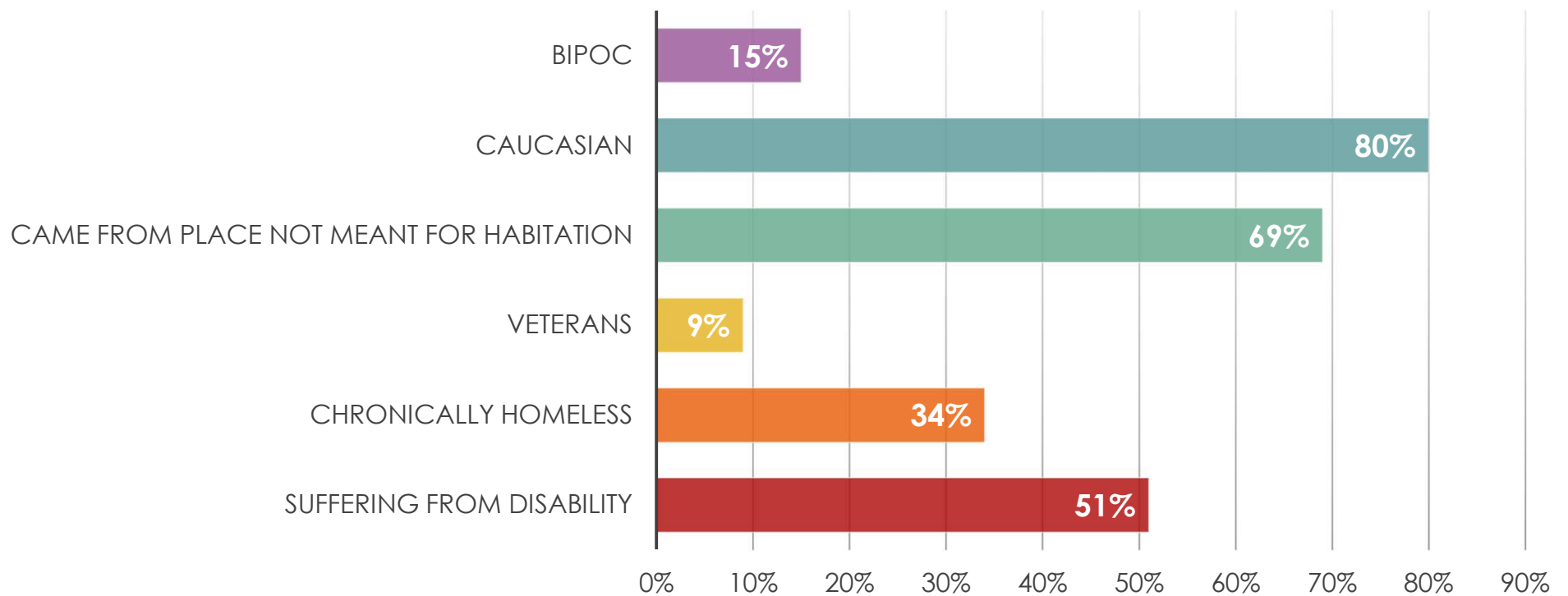


OUR RENOVATED SHELTER



DEMOGRAPHICS

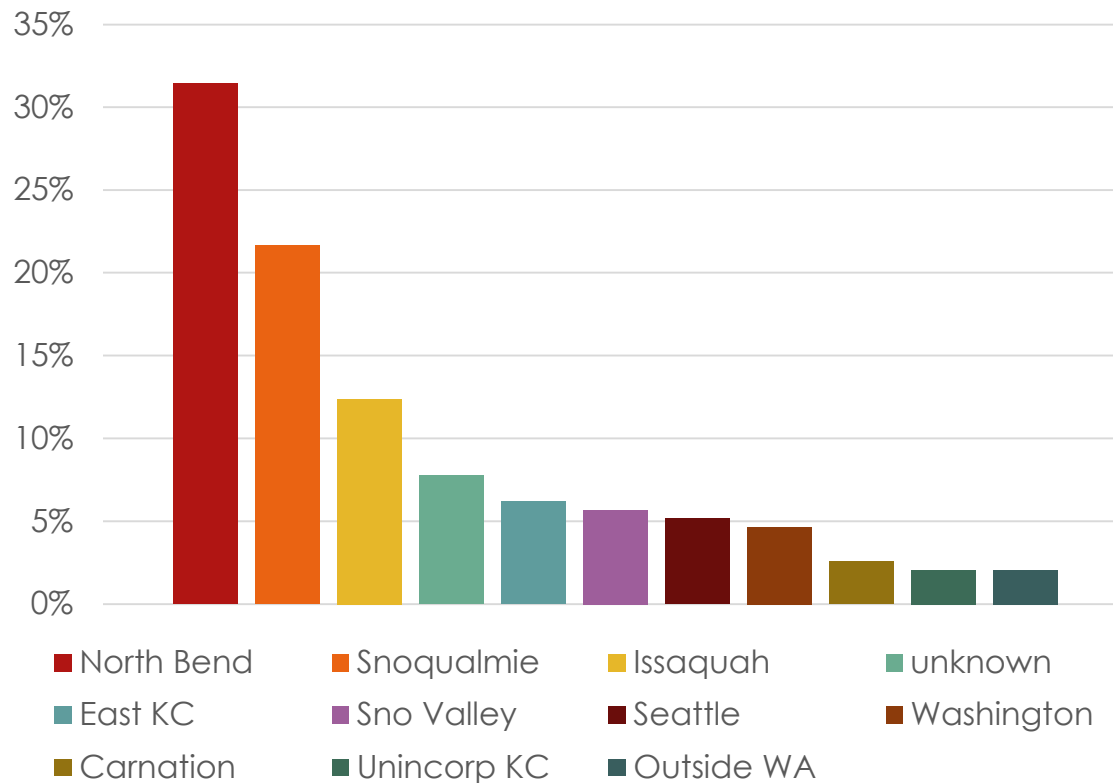
Between July 2020-June 2021, we served 198 individuals throughout all programs





WHO WE SERVE

CITY/AREA	# OF INDIVIDUALS
North Bend	61
Snoqualmie	42
Issaquah *	24
unknown	15
East KC	12
Sno Valley	11
Seattle	10
Washington	9
Carnation	5
Unincorp KC	4
Outside WA	4



LAST FISCAL YEAR
(7.1.20-6.30.21)

WHERE CLIENTS CAME FROM

198 individual clients

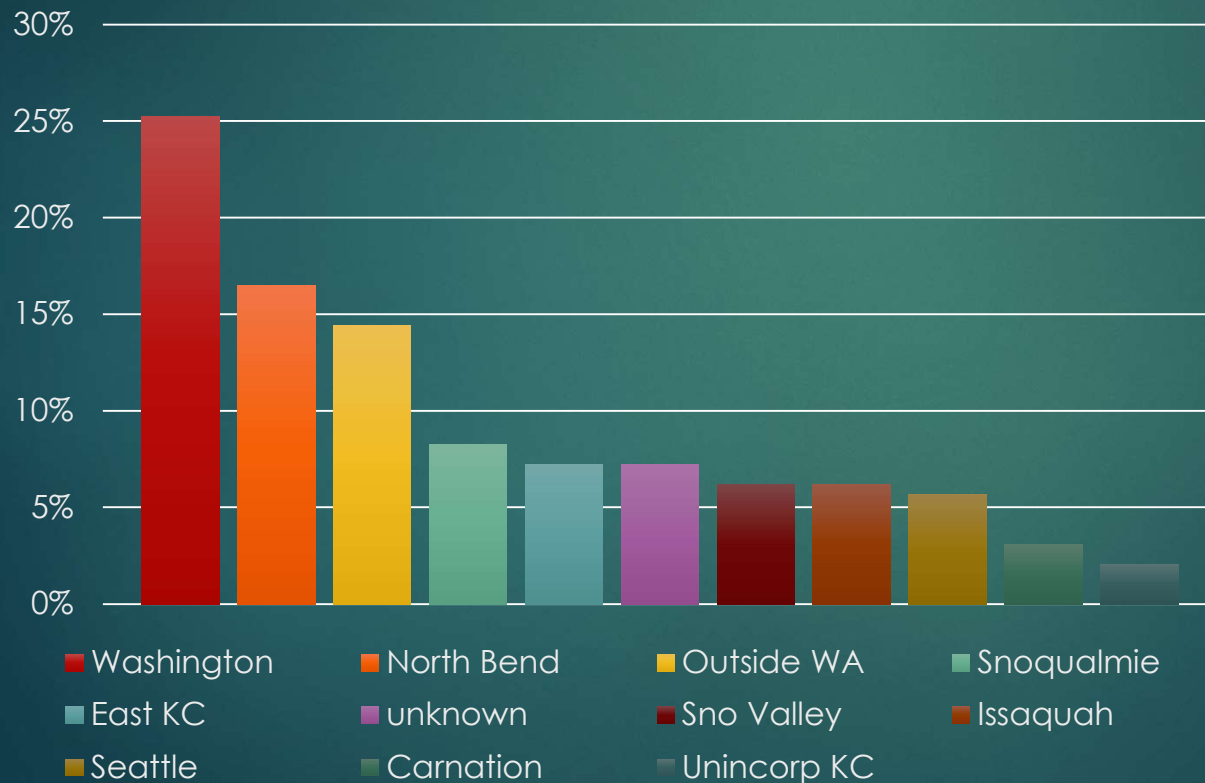
* Includes contract/funding from City of Issaquah to shelter their folks in Issaquah motels

CITY/AREA	# OF INDIVIDUALS
Washington	49
North Bend	32
Outside WA	28
Snoqualmie	16
East KC	14
unknown	14
Sno Valley	12
Issaquah	12
Seattle	11
Carnation	6
Unincorp KC	4

LAST FISCAL YEAR
(7.1.20-6.30.21)

WHERE
CLIENTS WERE
LAST STABLY
HOUSED

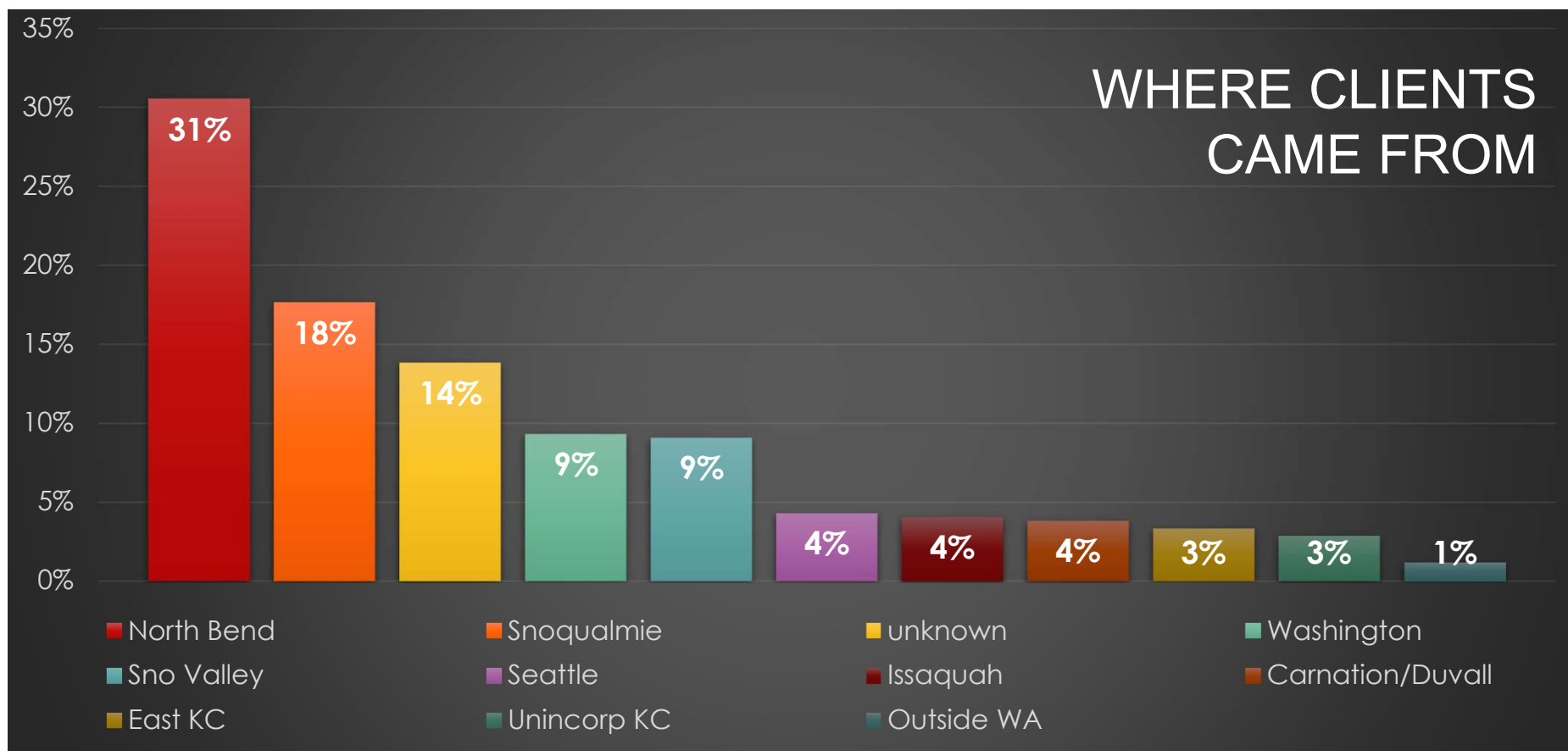
198 individual
clients



HISTORICAL STATS

Nov 2017-Jun 2020

419 individual clients served

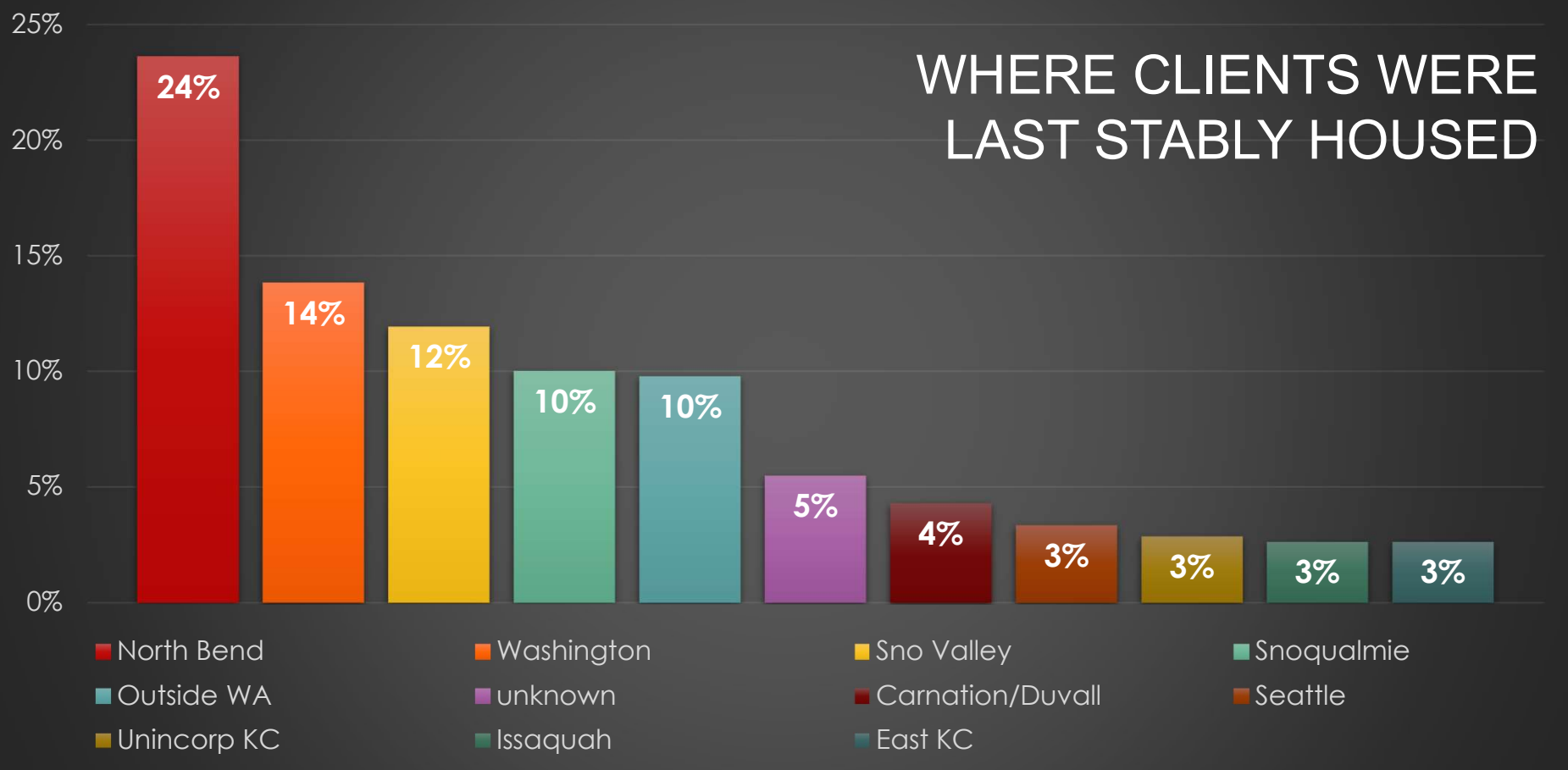


HISTORICAL STATS

Nov 2017-Jun 2020

419 individual clients served

WHERE CLIENTS WERE LAST STABLY HOUSED





OUR STAFF & BOARD

Our staffing model

- ▶ With this growth came the need for additional staffing. Within a matter of months, our agency grew from 4 full time staff members to a team of 12...and we're still growing.
- ▶ One of our greatest successes has been the addition of a full-time Housing Case Manager who assists in navigating barriers to housing and moving people through to a more stable life.



Our Executive, Admin & Management Team



Jennifer Kirk
Executive Director



Trissa Dexheimer
Operations Manager



Kate Mueller
Dev Manager



Alex Caldwell
Housing Case Mgr



Gabby Burrell
Program Manager



James Simmons
Assistant Manager

Our Board of Directors



Art Zylstra
(President)
Finance



Chris Breeds
(Vice President)
Capital Planning



Jan Formisano
(Secretary)
Governance



Jennifer Peterson
(Treasurer)
Banking



Haley Cohen
Development



Don Scaramastra
Legal



Brent Cook
Marketing



Catherine Pickard
Policy



FINANCIALS

Financial Summary – Income

Last Fiscal Year 7.1.20-6.30.21

DIRECT CONTRIBUTIONS

Individual Contributions	\$79,640
Board Contributions	\$30,000
Indirect Giving	\$35,880
Corporate Contributions	\$3,294
Federated Campaigns	\$61,224
Congregation Contributions	<u>\$8,585</u>
TOTAL DIRECT CONTR	\$213,892

NON-GOVERNMENT GRANTS

Unrestricted Grants	\$27,150
Use Restricted Grants *	<u>\$537,438</u>
TOTAL NON-GOV GRANTS	\$564,588

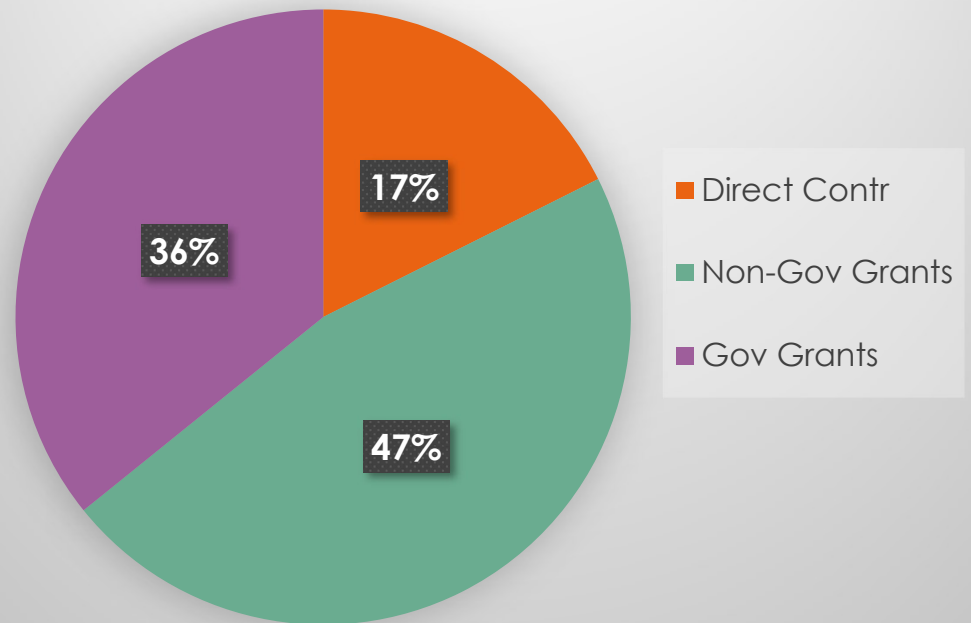
GOVERNMENT GRANTS

Local Government Grants *	\$107,487
King County Grants	\$298,736
Federal Grants (PPP)	<u>\$28,148</u>
TOTAL GOVERNMENT GRANTS	\$434,371

TOTAL INCOME **\$1,212,851**

* Includes CARES Act funding

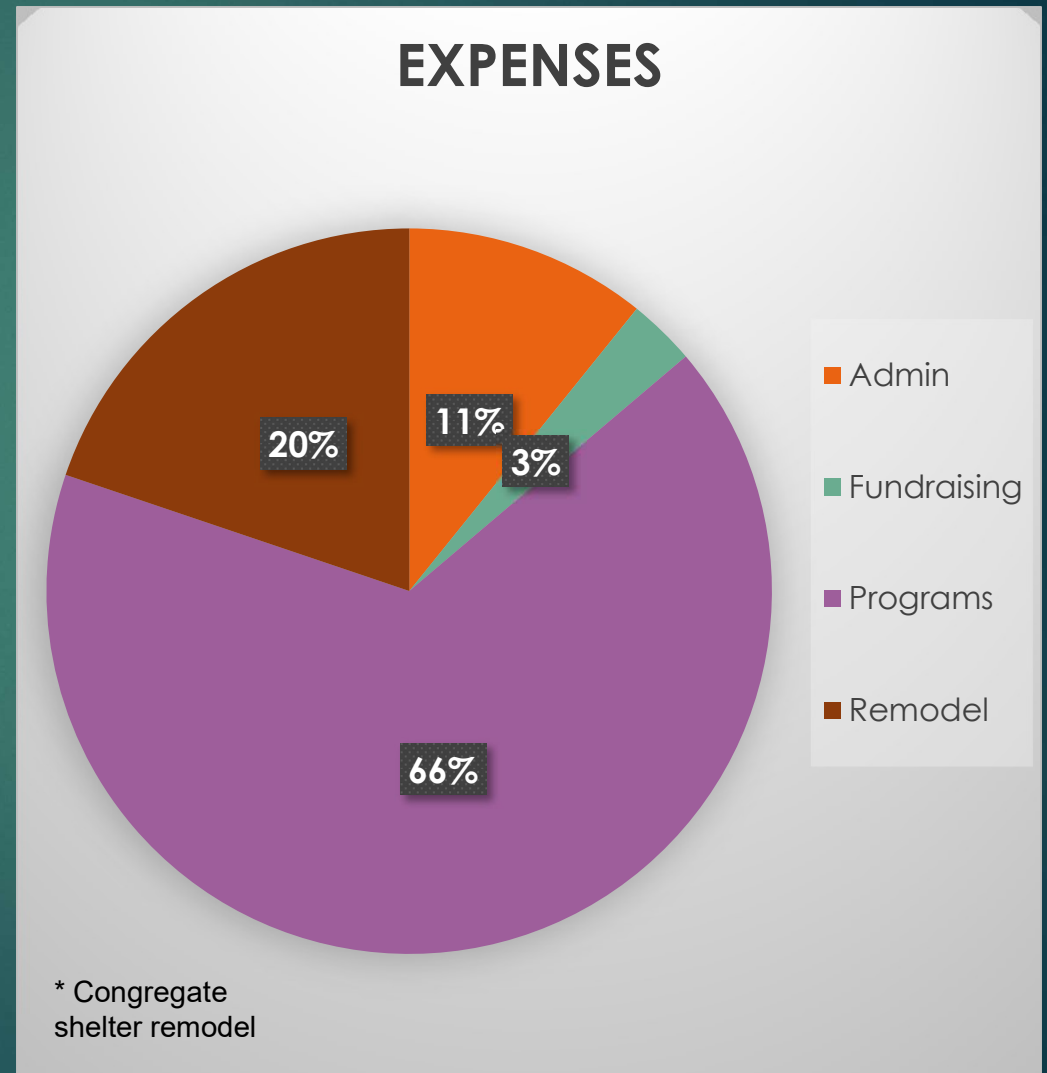
SUPPORT & REVENUE



Financial Summary – Expenses

Last Fiscal Year 7.1.20-6.30.21

Admin	\$129,517
Fundraising	\$36,541
Programs	\$796,461
Remodel *	\$238,301
TOTAL EXPENSES	\$1,200,820




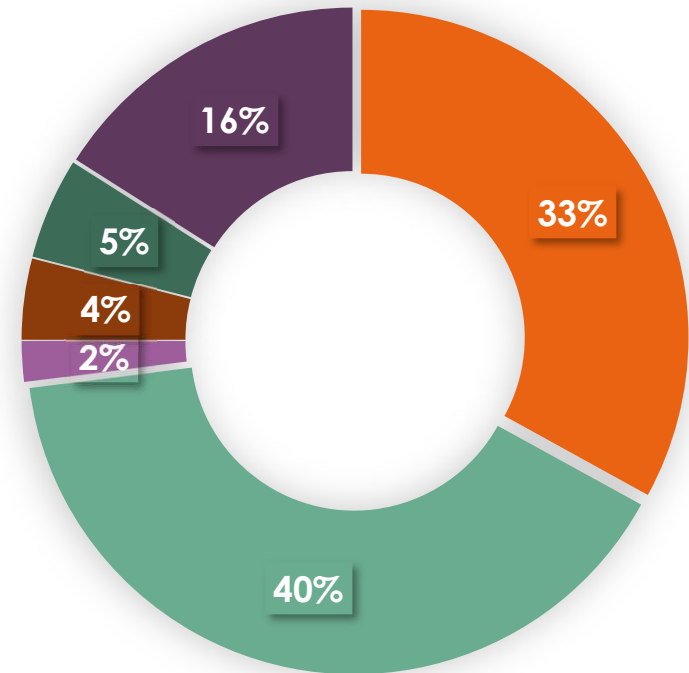
Our FY 2022 Budget Expenses

(7.1.21-6.30.22)

► Expense allocations

► Congregate Shelter	\$426k
► Motel Vouchers	\$524k
► Issaquah-specific vouchers *	\$25k
► Subsidized Housing	\$56k
► Case Management	\$68k
► Admin costs & misc.	\$198k

Total FY 2022 Expenses **\$1.297M**



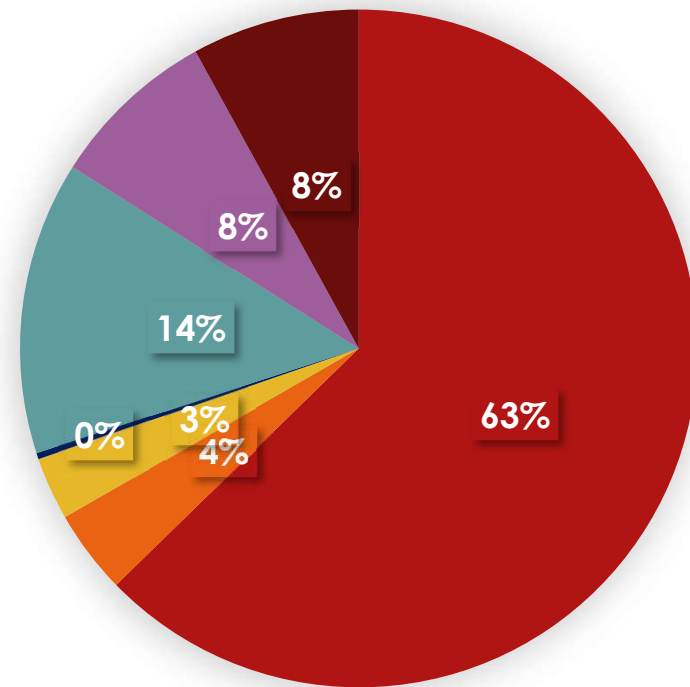
* For use in Issaquah for their clients

Our FY 2022 Estimated Income

(7.1.21-6.30.22)


▶ Federal, State, County	\$818k
▶ City of Snoqualmie	\$49k
▶ City of Issaquah	\$38k
▶ City of North Bend	\$4.5k
▶ Direct Contributions	\$188k
▶ Foundational Grants	\$100k
▶ Event income	\$100k

Total FY 2022 Estimated Income \$1.297M



Fed/State/County
Issaquah
Direct Contr
Events

Snoqualmie
North Bend
Found. Grants



How can the
Snoqualmie Valley
community
best serve their
vulnerable
population?

Invest, assist & advocate with us

INVEST

by providing additional funding to support SVSS' many programs.

ASSIST

by providing meals, ordering items off our Amazon Wish List or donating time for behind-the-scenes needs.

ADVOCATE

for those living unhoused by supporting programs and legislation that have the most impact.



SNOQUALMIE
VALLEY
SHELTER
SERVICES

Thank you for
your time,
partnership and
support.