




HOME AUTOMATION SIMPLIFIED

ABOUT SRM

At SRM, we are a team of technocrats with 2 decades of experience in Automation. Being pioneers, we have automated all formats of residences. Simplifying Automation continues to be our driving force. Innovating while keeping pace with the latest technologies makes us one of the most sought after automation company.





VISION & MISSION

Innovation being our core value, we at Digilux strive to incorporate all new technologies in Automation ecosystem to provide exciting experience to our users.

COLLECTION

| CRYSTAL

| FUSION

| NANO

| IN-WALL

| DIN RAIL

| RGB CONTROLLER

| DIMMABLE & TUNABLE
CONTROLLER

| IR CONTROLLER

| SENSORS


| GATEWAY

| SMART APP



CRYSTAL

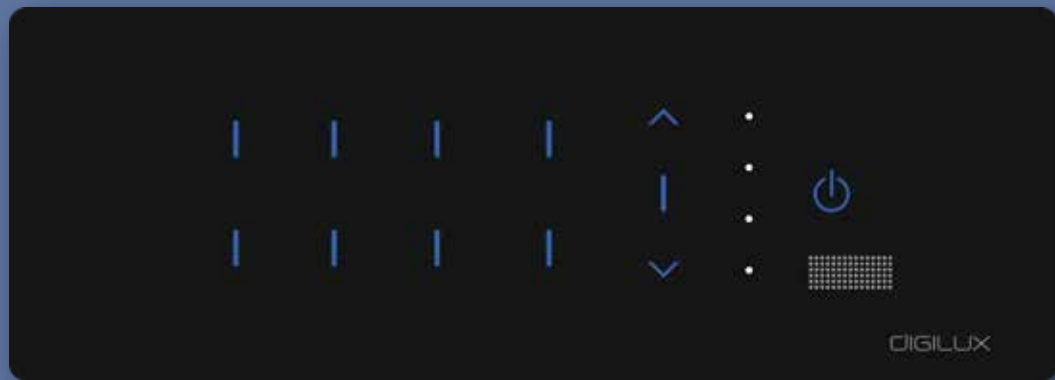
Finely crafted full glass panel from Crystal Series are available in various sizes to eliminate the need of switch plates. Crystal is designed for technology centric homes requiring flexible options.



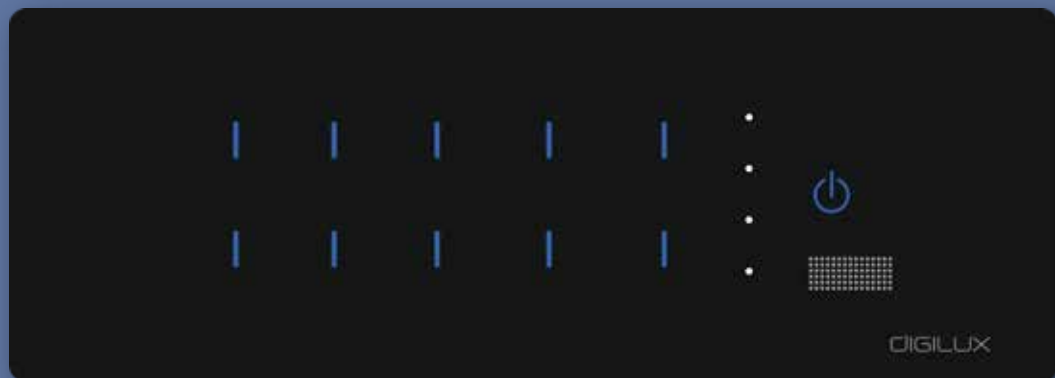
8M - 4S2D1F



8M - 8S1F



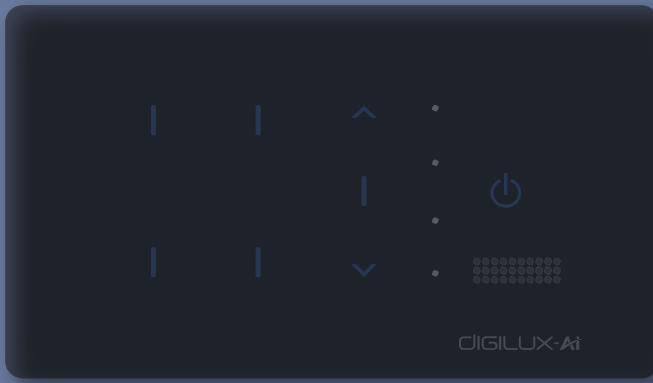
8M - 10S



4M - 6S



4M - 4S1F



4M - 2S1D1F



2M - 2D/2C




2M - 3S



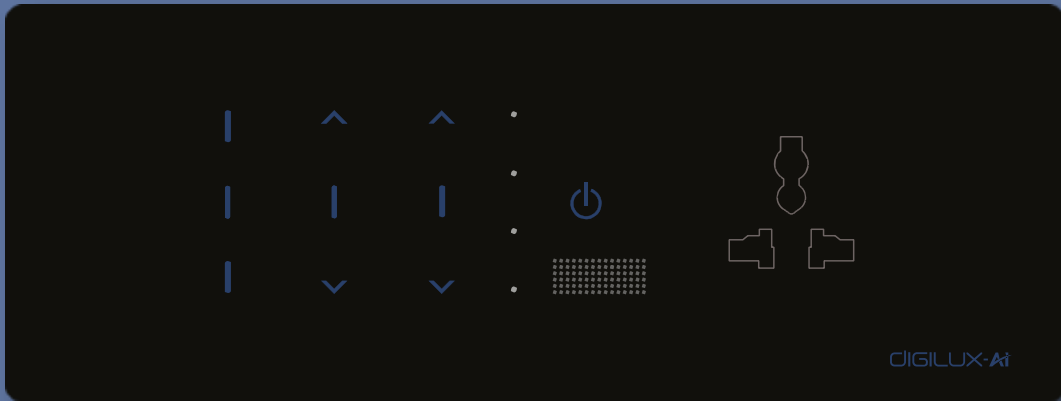
2M - 2S1D



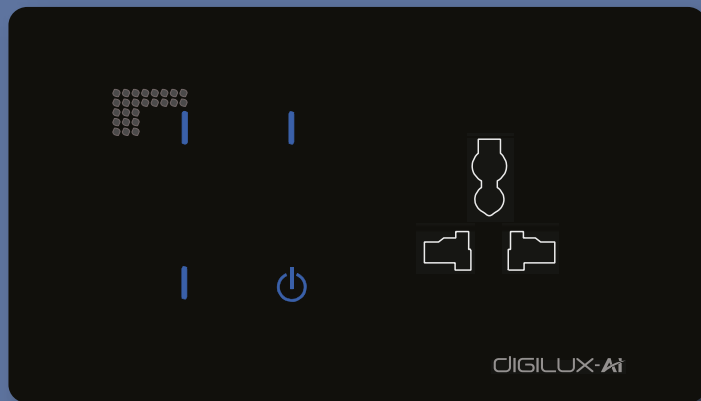
8M - 4S1F-S0C



8M - 3S1D1F-S0C



4M - 3S-S0C





Lighting & Dimming

Smooth-flicker free universal dimming (Leading / Trailing edge) supporting upto 350W dimmable LED load.



Hum - Free Fan Speed

Four steps hum free fan speed control.



Curtain Control

On Board configurable curtain controller.



Adaptive Backlit

Night mode function for LED backlit



AC & Geyser

16A(TV - 5 Rated) high power relay to support AC / Geyser.



Voice Control & Apps

Supports voice control (Google home and Alexa compatible).



Built-In IR Controller

Built in IR controller with learner (38kHz) for HVAC and multimedia controls.



Scenes & Scheduling

Scenario control, schedule time and countdown timer.



2 Way / Wired Sensor Input

Input Channels for Mechanical 2-way / wired sensor connection.

AVAILABLE COLOURS



White



Metallic
Grey



Black

AVAILABLE FINISHES



Wooden



Marble



Brushed
Metal

COMPATIBLE WITH



Android



iOS



Amazon Alexa



Google Home

FUSION

Built to suit every wall. A perfect blend of Aesthetics and Performance. Fusion brings to you a premium automation panel with a wide range of well designed switch plates to choose from.



4 MODULE FUSION



8 MODULE FUSION





Lighting & Dimming

Smooth-flicker free universal dimming (Leading / Trailing edge) supporting upto 350W dimmable LED load.



Hum - Free Fan Speed

Four steps hum free fan speed control.



Curtain Control

On Board configurable curtain controller.



Adaptive Backlit

Night mode function for LED backlit



AC & Geyser

16A(TV - 5 Rated) high power relay to support AC / Geyser.



Voice Control & Apps

Supports voice control (Google home and Alexa compatible).



Built-In IR Controller

Built in IR controller with learner (38kHz) for HVAC and multimedia controls.



Scenes & Scheduling

Scenario control, schedule time and countdown timer.



2 Way / Wired Sensor Input

Input Channels for Mechanical 2-way / wired sensor connection.

COMPATIBLE WITH



Android



iOS



Amazon Alexa



Google Home



NANO

Digilux offers a entry level modular and simplified theme of home automation. it eliminates the size restriction making it a true retrofit product with uniform 2 module size for all types of controls. it is designed to fit with multiple options of switch plates.



2M - 1HPS



2M - 1F



2M - 2D



2M - 4S



Lighting & Dimming

Smooth-flicker free universal dimming (Leading / Trailing edge) supporting upto 350W dimmable LED load.



Voice Control & Apps

Supports voice control (Google home and Alexa compatible).



Hum - Free Fan Speed

Four steps hum free fan speed control.



Built-In IR Controller

Built in IR controller with learner (38kHz) for HVAC and multimedia controls.



Curtain Control

On Board configurable curtain controller.



Scenes & Scheduling

Scenario control, time scheduling and countdown timer.



Adaptive Backlit

Night mode function for LED backlit



2 Way / Wired Sensor Input

Input Channels for Mechanical 2-way / wired sensor connection.



AC & Geyser

16A(TV - 5 Rated) high power relay to support AC / Geyser.

COMPATIBLE WITH



Android



iOS



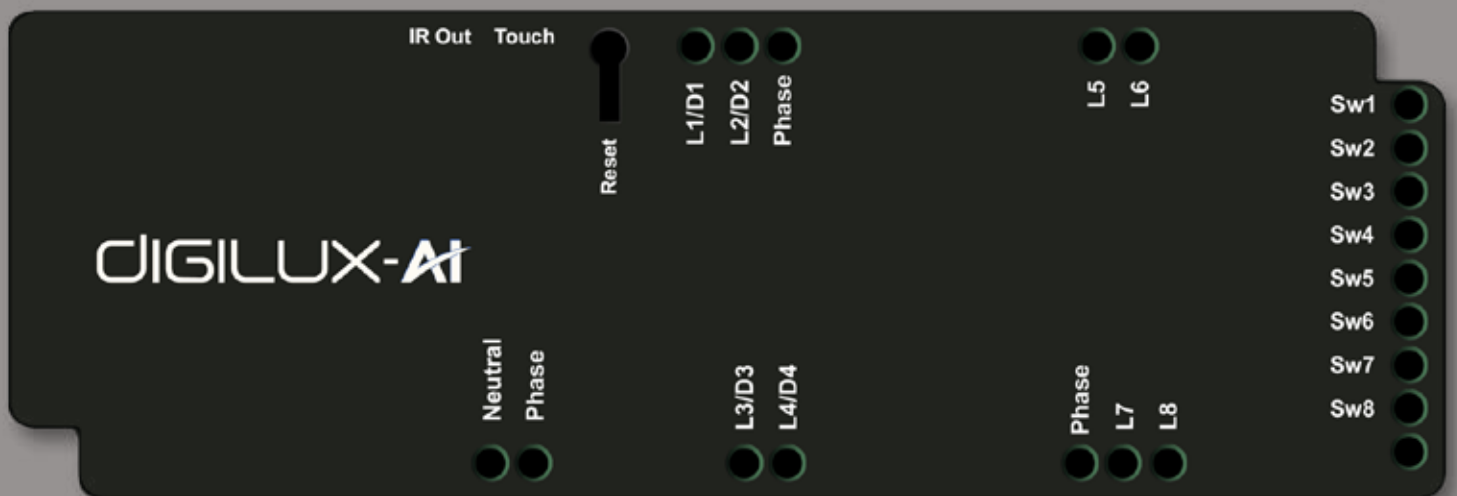
Amazon Alexa



Google Home

IN-WALL

Designed to coexist with conventional switches Digilux brings to you its elaborate InWall Range. Our InWall module fits behind the traditional switches providing you the same comfort of automation making it more affordable.



4M - 2S2D



8M - 6S2D



Lighting & Dimming
Smooth and flicker free dimming (Leading edge) supporting upto 100W LED loads.



Voice Control & Apps
Supports voice control (Google home and Alexa compatible).



Built-In IR Controller
Built in IR controller with learner (38kHz) for HVAC and multimedia controls.



Scenes & Scheduling
Scenario control, schedule time and countdown timer.



Curtain Control
On Board configurable curtain controller.

COMPATIBLE WITH



Android



iOS



Amazon Alexa



Google Home

DIN-RAIL

DinRail is our answer where wired automation is a preference. Irrespective of the project size, DinRail can help structure the solutions with industry leading protocols.



DIN-RAIL MODULE



Lighting & Dimming

Smooth and flicker free universal dimming (Leading / Trailing edge) supporting upto 350W dimmable LED Load.



Hum - Free Fan Speed

Four steps hum free fan speed control.



Curtain Control

On Board configurable curtain controller.



AC & Geyser

16A(TV - 5 Rated) high power relay to support AC / Geyser.

COMPATIBLE
WITH



Android



iOS



Amazon Alexa



Google Home



SCENE SWITCH-2M



RGB CONTROLLER

Our RGB Controller, controls the RGB strip that enhances the ambience in your home. Using the Digilux app or Voice command, you can select the colors, patterns and hues of the lights to create custom scenes that you desire.



Scenes & Scheduling

Scenario control, schedule time and countdown timer.



Voice Control & Apps

Supports voice control (Google home and Alexa compatible).

COMPATIBLE WITH



Android



iOS



Amazon Alexa



Google Home

DIMMABLE & TUNABLE CONTROLLER

Dimmable & Tunable Controller creates very different moods for spaces and changes your room ambience throughout the day. You can change the lights of your room from moody, warm 2700K and relaxing into bright, modern and creative 6500K in seconds.



COMPATIBLE WITH



Android



iOS



Amazon Alexa



Google Home



IR CONTROLLER

Our IR Controller is a universal remote that can be used to replace traditional remote controls, allowing you to control devices such as televisions, air conditioners, audio players, and other appliances using our app and voice commands.

COMPATIBLE WITH



Android



iOS



Amazon Alexa



Google Home

SENSORS

With transformation towards Artificial Intelligence and IOT it has become increasingly relevant to have an ecosystem where along with lighting & media automation we have sensors for intrusion & HVAC applications. Digilux range of sensors is a step in this direction making automation complete. Our range of Sensors are designed to communicate with our Automation Panels.



BLUETOOTH MOTION
SENSOR



CARBON MONOXIDE
SENSOR



CEILING
PIR DETECTOR



SMOKE DETECTOR



DOOR CONTACT



BLUETOOTH TEMPERATURE
& HUMIDITY SENSOR



BLUETOOTH WATER
SENSOR



BLUETOOTH GAS
DETECTOR

COMPATIBLE WITH



Android



iOS



Amazon Alexa



Google Home



NETWORK CONTROLLER

NETWORK CONTROLLER

At the heart of everything is our Network Controller that is designed to bring complete control at your fingertips from Lighting & Appliances to your Home Entertainment & Security. A centralized control system that's robust & smart.



Voice Control & Apps
Supports voice control (Google home and Alexa compatible).



Scenes & Scheduling
Scenario control, schedule time and countdown timer.

COMPATIBLE WITH



Android



iOS



Amazon Alexa



Google Home



SMART APP

Now turn off from anywhere with your smartphone, Digilux systems come with the latest Android & IOS applications giving you complete control over your home away or at home.



SPECIFICATIONS

| CRYSTAL

| FUSION

| NANO

| IN-WALL

| DIN RAIL



CRYSTAL CONTROLS

CONTROLS	8 MODULE CRYSTAL				
	8M-4S2D1F	8M-8S1F	8M-10S	8M-3S1D1F -SOC	8M-4S1F -SOC
10A Relays	3	7	9	2	3
16A Relays	1	1	1	1	1
Universal Dimmers (Leading and Trailing Edge)	2	-	-	1	-
Configurable Curtain Controller	2	4	5	1	2
Fan Regulator	1	1	-	1	1
Input Channels for Mechanical Two Way	4	-	-	1	1
Sockets	-	-	-	1	1
IR Storage	250	250	250	250	250

CRYSTAL CONTROLS

CONTROLS	4 MODULE CRYSTAL			
	4M-2S1D1F	4M-4S1F	4M-6S	4M-3S-SOC
10A Relays	1	3	5	2
16A Relays	1	1	1	1
Universal Dimmers (Leading and Trailing Edge)	1	-	-	-
Configurable Curtain Controller	1	2	3	1
Fan Regulator	1	1	-	-
Input Channels for Mechanical Two Way	1	1	1	1
Sockets	-	-	-	1
IR Storage	250	250	250	250

CRYSTAL CONTROLS

CONTROLS	2 MODULE CRYSTAL			
	2M-2SID	2M-3S	2M-2D	2M-2C
10A Relays	2	3	-	-
5A Relays	-	-	-	4
Universal Dimmers (Leading and Trailing Edge)	1	-	2	-
Configurable Curtain Controller	1	1	-	2
Input Channels for Mechanical Two Way	1	1	1	-
IR Storage	250	250	250	250

CRYSTAL SPECIFICATION

Power Supply

		110-440VAC (285VAC Over Voltage Cut-off)
Rated Load Current	Relay	10A (TV3 Rated) & 16A (TV5 Rated)
	Dimmer	16A Per Channel (TV3 Rated)
Power Output	Relay	Up to 200W @ 240VAC
	Dimmer	Up to 300W @ 240VAC
	Fan	Up to 100W @ 240VAC
Max Inrush Current		40A/Load (for 10A Relays) & 100A/Load (for 16A Relays)
Compliance		Class B.EMI/EMC
Mechanical Endurance		100000 hours
MTBF		>=100000 hours
Radio protocol		Wi-Fi Mesh
Security		TLS - 1.2
Range		up to 60m outdoors up to 20m indoors (Depending on building materials)

FUSION CONTROLS

CONTROLS	8M	4M
16A Relays	4	2
Universal Dimmers (Leading Edge & Trailing Edge & 1-10V Analog)	2	2
Configurable Curtain Controller	2	2
Fan Regulator	1	0
Input Channels for Mechanical Two Way	1	1
IR Storage	250	250

FUSION SPECIFICATION

Power Supply

		110-440VAC (285VAC Over Voltage Cut-off)
Rated Load Current	Relay	16A Per Channel (TV5 Rated)
	Dimmer	16A Per Channel (TV3 Rated)
Power Output	Relay	Up to 300W @ 240VAC
	Dimmer	Up to 300W @ 240VAC
	Fan	Up to 100W @ 240VAC
Surge Protection		Up to 10KV
Max Inrush Current		100A/Load
Compliance		Class B.EMI/EMC
Mechanical Endurance		100000 hours
MTBF		>=100 000 hours
Radio protocol		Wi-Fi Mesh
Security		TLS - 1.2
Range		up to 60m outdoors up to 20m indoors (Depending on building materials)

NANO CONTROLS

CONTROLS	NANO 2M-4S	NANO 2M-2D	NANO 2M-1F	NANO 2M1HPS
16A Relay	-	-	-	1
10A Relay	4	-	-	-
Universal Dimmers (Leading Edge & Trailing Edge & 1-10V Analog)	-	2	-	-
Configurable Curtain Controller	2	-	-	-
Fan Regulator	-	-	1	-
Input Channels for Mechanical Two Way	1	1	1	-
IR Storage	250	250	250	250

NANO SPECIFICATION

Power Supply 85-285VAC

Rated Load Current	Relay	10A Per Channel (TV3 Rated)
	Dimmer	10A Per Channel (TV3 Rated)
Power Output	Relay	Up to 200W @ 240VAC
	Dimmer	Up to 150W @ 240VAC
	Fan	Up to 150W @ 240VAC
Max Inrush Current	Relay	40A/Load
	Dimmer	17A/Load
Surge Protection		Up to 4KV
Compliance		Class B.EMI/EMC
Mechanical Endurance		100000 hours
MTBF		>=100 000 hours
Radio protocol		Wi-Fi Mesh
Security		TLS - 1.2
Range		up to 60m outdoors up to 20m indoors (Depending on building materials)

INWALL CONTROLS

CONTROLS	8M	4M	8M-6S2D	4M-2S2D
10A Relay	8	4	6	2
Configurable Curtain Controller	4	2	3	1
Mechanical Switch Input	8	4	8	4
IR Storage	250	250	250	250

INWALL CONTROLS

Power Supply		85-300VAC (285VAC Over Voltage Cut-off)
Rated Load	Current Relay	10A (TV3 Rated)
Power Output		
	Relay	Up to 200W @ 240VAC
Surge Protection		Up to 10KV
Max Inrush Current		40A/Load (for 10A Relays)
Compliance		Class B,EMI/EMC
Mechanical Endurance		100000 hours
MTBF		
Security		>=100 000 hours
Radio Protocol		Wi-Fi Mesh
		TLS – 1.2
Range		up to 60m outdoors up to 20m indoors (Depending on building materials)

DIN RAIL CONTROLS

CONTROLS	DIN-RAIL 6S
10A Relay	5
16A Relays	1
Configurable Curtain Controller	3
Input Channels for Mechanical Two Way	2

DIN RAIL CONTROLS

Power Supply		110-440VAC (285VAC Over Voltage Cut-off)
Rated Load Current	Relay	10A (TV3 Rated) & 16A (TV5 Rated)
	Dimmer	Up to 350W @ 240VAC
Surge Protection		Up to 10KV
Max Inrush Current		40A/Load (for 10A Relays) & 100A/Load (for 16A Relays)
Compliance		Class B.EMI/EMC
Mechanical Endurance		100000 hours
MTBF		>=100 000 hours
Communication Protocol		Wired CAN-BUS



USER EXPERIENCE

Accompanied by strategy & dedication, our team focuses on creating a definitive experience of bliss & premium personalisation which is generously admired by clients. The demand for greater ease in day-to-day living makes automation a necessity, as we live through the velocity of multi-taskers & the age of efficiency. Our sole purpose becomes to provide swiftness of time with softness of comfort & luxury.

HUMAN CENTRIC LIGHTING

Human Centric Lighting is a lighting concept that puts the focus on bringing the dynamics of natural daylight back into people's everyday lives through biologically effective artificial lighting.



WHY DIGILUX

User Experience is the core to all we do. Every Digilux product is built to offer latest features with appealing aesthetics. Digilux communicates with other automation products too. All Digilux products are made in India with certifications in place.



In-House R&D



State of Art
Manufacturing Facility



Stringent Vendor
Selection Process



High Quality
Materials used in
the Manufacturing
Process



Associated with
Tier 1 Component
Manufacturers



Large Portfolio
offered in the
Market



Digilux Eco-System
that allows cross
product connectivity



All our products
come with a standard
3-year Warranty

TECHNOLOGY

Digilux comes with Wifi Mesh, Zigbee, Zwave, CAN & BLE protocols with DALI and KNX to be launched soon, we take the pride to offer the largest portfolio of automation products. Periodic product launches incorporating latest technologies make us one of the most innovative company as our concept of Home Automation is a part of our larger IoT roadmap of a common cloud platform.

COMPETITIVE ADVANTAGE

High Voltage Protection



Wide Operating voltage range 85-285 VAC. Over Voltage cut-off above 285 VAC. With-standing voltage upto 440 VAC.



Surge Protection
Upto 10kv surge protection.



Load Protection
Load short circuit protection with auto diagnosis and notification.



In-Rush Protection
TV-3 / TV-5 Rated Relays to handle High In-Rush loads.



Energy Metering (Select Models)
High precision energy metering.



Wifi Mesh Technology
Wi-Fi mesh technology to reduce IP loads on routers.



CAN Bus (Hybrid Model)
Supports wired CAN Bus.



BLE Connectivity
BLE support for 16 channel wireless intrusion sensor integration.



Z-Wave
Offered in Z-Wave+ series on select models with seamless Z-Wave platform support.



Direct Cloud Connectivity
Works without gateway.



SRM HOME AUTOMATION
Securing The Future



PLOT NO:14,1st floor, back side, APARNA
TOWERS, Hanuman Nagar, Kondapur,
Hyderabad, Telangana pin code -500084



+91-9848086575



info@srmhomeautomation.com



www.srmhomeautomation.com

Set A Brightness for A Preset Time

Create the specific schedule and brightness level on
scene mode for any occasions through the day.



23:00



dimmer



Brightness: 20%