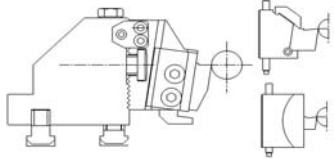
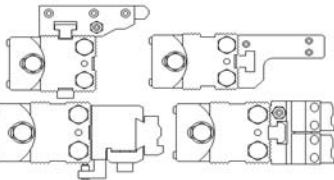
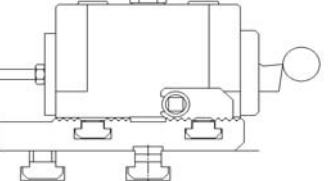
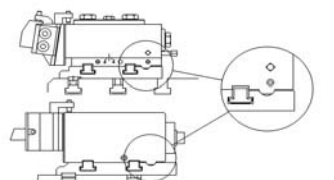
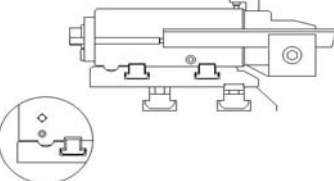
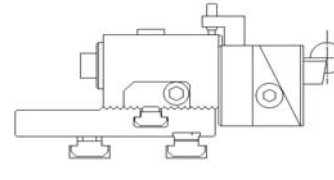
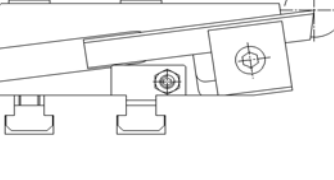
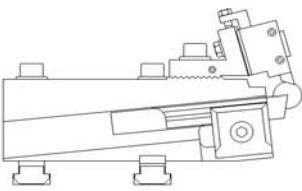
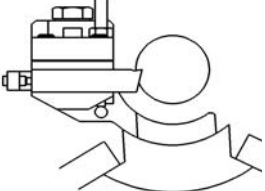
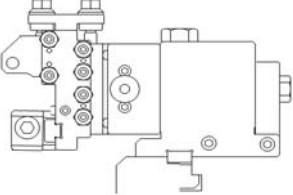
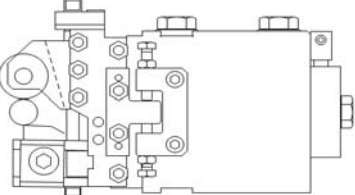
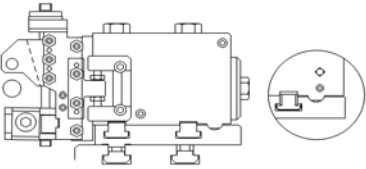
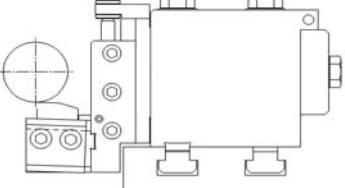
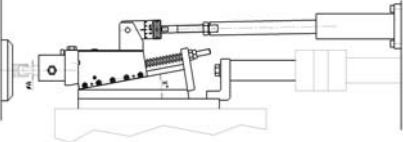
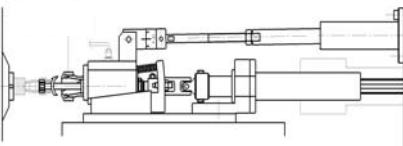
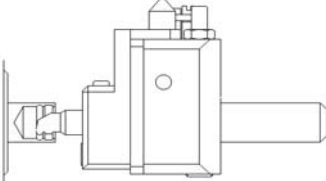
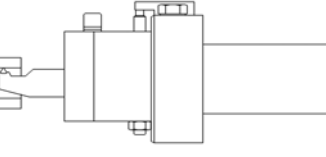
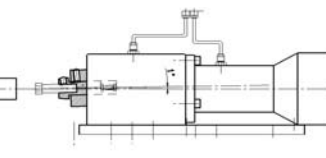
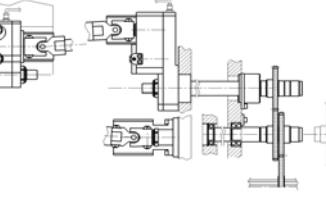
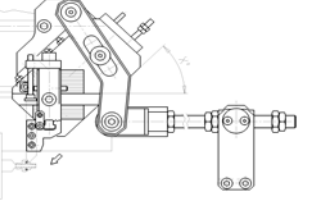
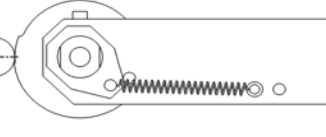
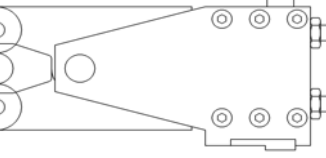
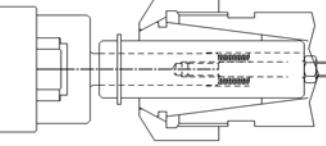
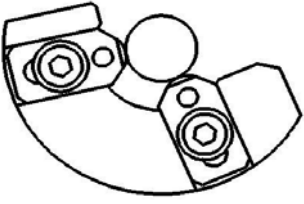
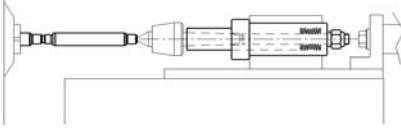
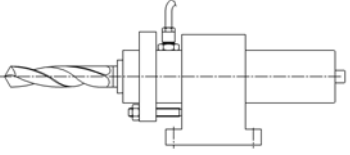
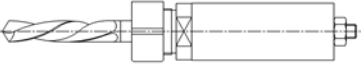
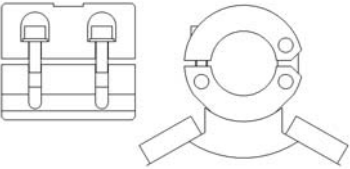
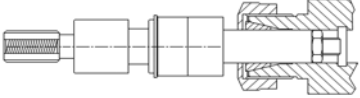
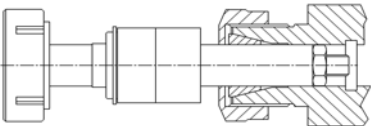
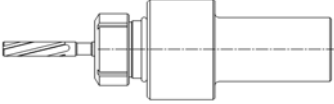


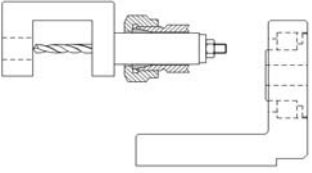
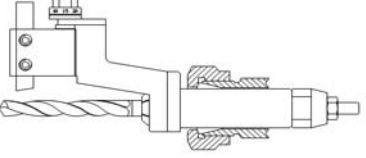
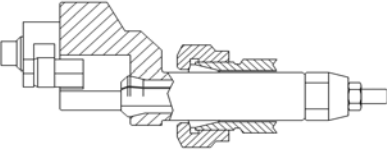
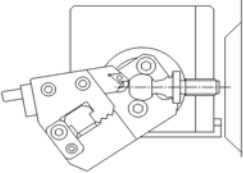
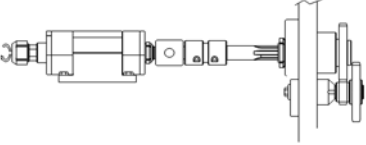
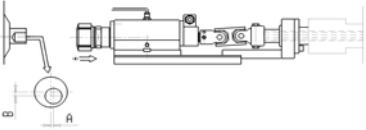
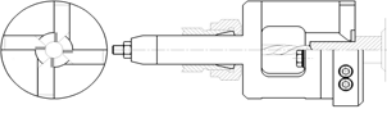
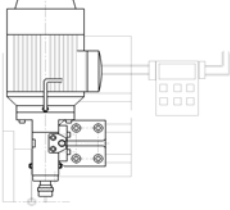
|   |   |
|---|---|
|    | <p><b>Torrette e porta utensili prismatici;prismatici piatti e a barretta con attacco rapido</b><br/>Turrets and flat dovetail toolholders;dovetail toolholders;square bit toolholder with fast shank</p> <p><a href="#">PAG. 1</a><br/><a href="#">PAG. 2</a></p>                            |
|    | <p><b>Torrette e porta utensili prismatici;prismatici piatti e a barretta con attacco rapido</b><br/>Turrets and flat dovetail toolholders;dovetail toolholders;square bit toolholder with fast shank</p> <p><a href="#">PAG. 3</a><br/><a href="#">PAG. 4</a><br/><a href="#">PAG. 5</a></p> |
|    | <p><b>Porta utensili a barretta laterali</b><br/>Side type square bit toolholder</p> <p><a href="#">PAG. 6</a></p>  |
|   | <p><b>Porta utensili modulari tipoTS</b><br/>Modular toolholder TS style</p> <p><a href="#">PAG. 7</a><br/><a href="#">PAG. 8</a><br/><a href="#">PAG. 9</a><br/><a href="#">PAG. 10</a></p>  |
|  | <p><b>Porta utensili modulari da taglio tipo TS</b><br/>Modular part off toolholder TS style</p> <p><a href="#">PAG. 11</a><br/><a href="#">PAG. 12</a></p>   |
|  | <p><b>Porta lame empire e barretta modulari</b><br/>modular part off holder for empire</p> <p><a href="#">PAG. 12</a><br/><a href="#">PAG. 13</a><br/><a href="#">PAG. 14</a><br/><a href="#">PAG. 15</a><br/><a href="#">PAG. 16</a></p>   |
|  | <p><b>Porta lame Empire</b><br/>Empire blade part off holders</p> <p><a href="#">PAG. 17</a></p>  |

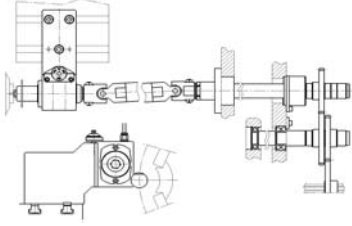
|   |   |
|---|---|
|    | <p><b>Porta lame con porta utensile tangenziale</b><br/> <b>blade holder with tangential toolholder</b></p> <p style="text-align: right;"> <a href="#">PAG. 18</a><br/> <a href="#">PAG. 19</a> </p>  |
|    | <p><b>Porta utensili a barretta per supporto centrale</b><br/> <b>Knee turning toolholder square tool bit</b></p> <p style="text-align: right;"> <a href="#">PAG. 20</a> </p>   |
|    | <p><b>Calibratori per piccoli diametri</b><br/> <b>Small shaving toolholder</b></p> <p style="text-align: right;"> <a href="#">PAG. 21</a> </p>   |
|   | <p><b>Calibratori</b><br/> <b>Shaving toolholder</b></p> <p style="text-align: right;"> <a href="#">PAG. 22</a>    <a href="#">PAG. 26</a>    <a href="#">PAG. 30</a>    <a href="#">PAG. 35</a><br/> <a href="#">PAG. 23</a>    <a href="#">PAG. 27</a>    <a href="#">PAG. 31</a>    <a href="#">PAG. 36</a><br/> <a href="#">PAG. 24</a>    <a href="#">PAG. 28</a>    <a href="#">PAG. 32</a>    <a href="#">PAG. 37</a><br/> <a href="#">PAG. 25</a>    <a href="#">PAG. 29</a>    <a href="#">PAG. 33</a>    <a href="#">PAG. 38</a> </p> |
|  | <p><b>CALIBRATORE CON PIASTRA MODULARE TIPO TS</b><br/> <b>SHAVING TOOLHOLDER WITH BASE TS STYLE</b></p> <p style="text-align: right;"> <a href="#">PAG. 39</a> </p>  |
|  | <p><b>Porta utensile tangenziale</b><br/> <b>Skiving toolholder</b></p> <p style="text-align: right;"> <a href="#">PAG. 40</a> </p>   |
|  | <p><b>Testine per recessi a rampa</b><br/> <b>Ramp type recess slide</b></p> <p style="text-align: right;"> <a href="#">PAG. 41</a><br/> <a href="#">PAG. 42</a> </p>   |
|  | <p><b>Recessitore rotante a rampa</b><br/> <b>Ramp type rotating recess attach.</b></p> <p style="text-align: right;"> <a href="#">PAG. 43</a><br/> <a href="#">PAG. 44</a><br/> <a href="#">PAG. 45</a> </p>   |

|   |  |
|---|--|
|    | <p><b>Testina per recessi a spinta</b><br/> <b>Push type recess head</b></p> <p style="text-align: right;"><a href="#">PAG. 46</a></p>   |
|    | <p><b>Porta bareno modulare</b><br/> <b>Modular type boring toolholder</b></p> <p style="text-align: right;"><a href="#">PAG. 47</a></p>   |
|    | <p><b>Brocciatori</b><br/> <b>Broaching attachment</b></p> <p style="text-align: right;"><a href="#">PAG. 48</a><br/> <a href="#">PAG. 49</a></p>  |
|   | <p><b>Poligonale fresa filetti spacco sfera</b><br/> <b>Flat generating thread milling ball slots</b></p> <p style="text-align: right;"><a href="#">PAG. 50</a><br/> <a href="#">PAG. 51</a></p>   |
|  | <p><b>Slitte per torniture posteriori o anteriori</b><br/> <b>Slides for rear recessing or front turning</b></p> <p style="text-align: right;"><a href="#">PAG. 52</a><br/> <a href="#">PAG. 53</a></p>  |
|  | <p><b>Marcatori</b><br/> <b>Marking attachment</b></p> <p style="text-align: right;"><a href="#">PAG. 54</a> <a href="#">PAG. 59</a><br/> <a href="#">PAG. 55</a> <a href="#">PAG. 60</a><br/> <a href="#">PAG. 56</a> <a href="#">PAG. 61</a><br/> <a href="#">PAG. 57</a><br/> <a href="#">PAG. 58</a></p> |
|  | <p><b>Rullatori e godronatori</b><br/> <b>Burnishing and knurling roll holders</b></p> <p style="text-align: right;"><a href="#">PAG. 62</a></p>   |
|  | <p><b>Rullatori frontali da mandrino</b><br/> <b>Front burnishing Holder actuated by tool spindle</b></p> <p style="text-align: right;"><a href="#">PAG. 63</a></p>  |

|   |  |
|---|--|
|    | <p><b>Porta rulli di sostegno</b><br/><b>Steady roll holders</b></p> <p><a href="#">PAG. 64</a><br/><a href="#">PAG. 65</a></p>  |
|    | <p><b>Contropunta elastica</b><br/><b>Spring loaded unit</b></p> <p><a href="#">PAG. 66</a><br/><a href="#">PAG. 67</a><br/><a href="#">PAG. 68</a></p>                      |
|    | <p><b>Porta punta con refrigerazione interna attacco cono Morse</b><br/><b>Morse taper Drill holder with coolant for cored drills</b></p> <p><a href="#">PAG. 69</a></p>     |
|  | <p><b>Porta punta con pinze ER</b><br/><b>Drill holder for ER collets</b></p> <p><a href="#">PAG. 70</a><br/><a href="#">PAG. 71</a></p>                                     |
|  | <p><b>Supporto per mandrino</b><br/><b>Spindle support</b></p> <p><a href="#">PAG. 72</a></p>  |
|  | <p><b>Porta maschi</b><br/><b>Tap holders</b></p> <p><a href="#">PAG. 73</a><br/><a href="#">PAG. 74</a><br/><a href="#">PAG. 75</a><br/><a href="#">PAG. 76</a></p>         |
|  | <p><b>Porta filiera</b><br/><b>Button die holders</b></p> <p><a href="#">PAG. 73</a><br/><a href="#">PAG. 74</a><br/><a href="#">PAG. 75</a><br/><a href="#">PAG. 76</a></p> |
|  | <p><b>Porta alesatore oscillante autocentrante</b><br/><b>Self-centering floating reamer holders</b></p> <p><a href="#">PAG. 77</a></p>                                      |



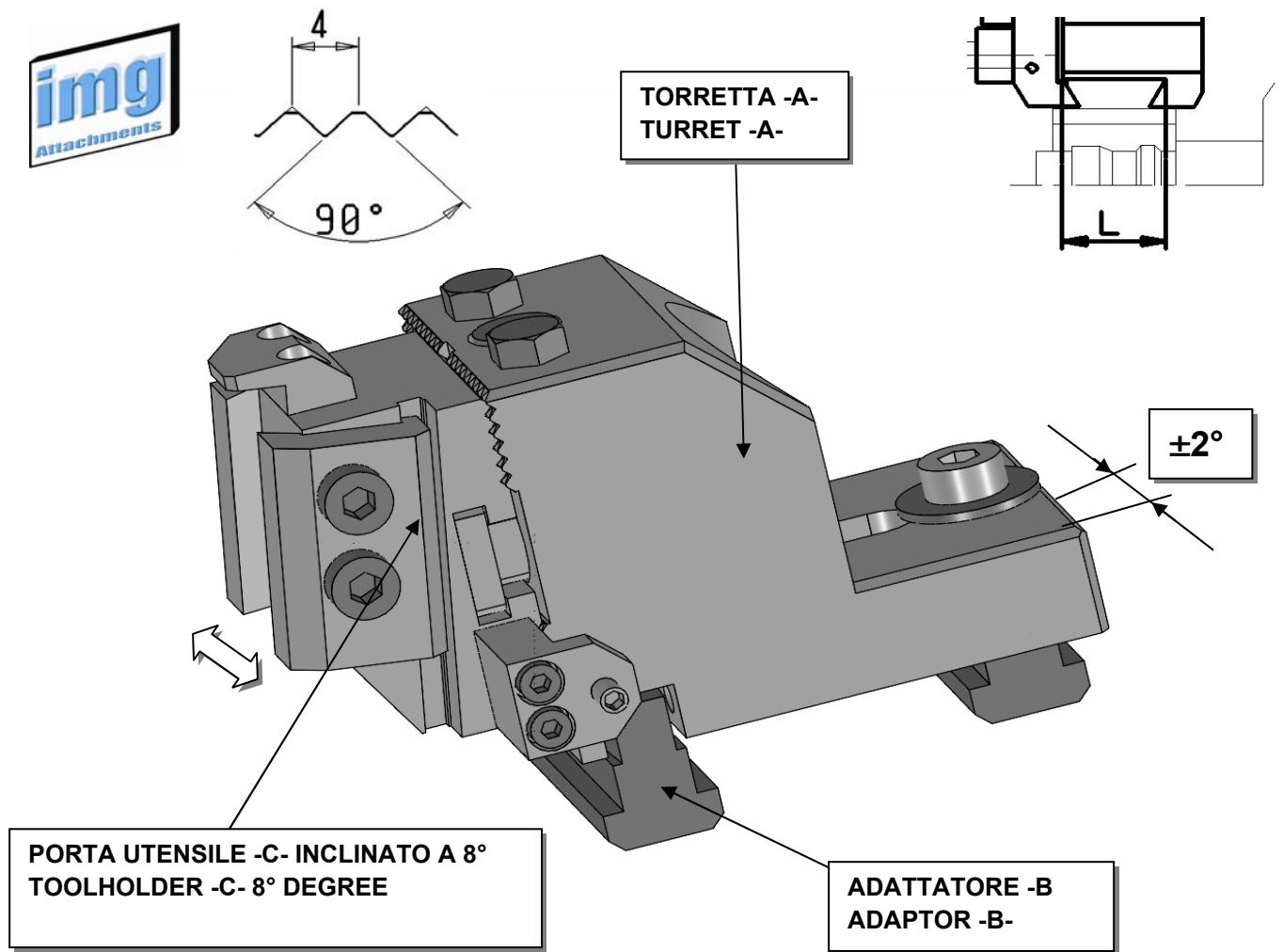
|   |   |
|---|---|
|    | <p><b>Sopporti di sostegno con cuscinetti o boccole</b><br/><b>Support with ball bearings or bushes</b></p> <p><a href="#">PAG. 78</a><br/><a href="#">PAG. 79</a><br/><a href="#">PAG. 80</a></p>  |
|    | <p><b>Porta punta con porta utensile</b><br/><b>Drill Holder with turning toolholder</b></p> <p><a href="#">PAG. 81</a><br/><a href="#">PAG. 82</a></p>   |
|    | <p><b>Porta punta con porta rulli</b><br/><b>Drill holder with roller steady</b></p> <p><a href="#">PAG. 83</a></p>   |
|   | <p><b>tornitore sferico</b><br/><b>Spherical turning att.</b></p> <p><a href="#">PAG. 84</a></p>  |
|  | <p><b>Gruppo mandrino controrotante con refrigerazione interna</b><br/><b>Counter rotating spindle with inner coolant system</b></p> <p><a href="#">PAG. 85</a><br/><a href="#">PAG. 86</a><br/><a href="#">PAG. 87</a><br/><a href="#">PAG. 88</a></p> |
|  | <p><b>Mandrino controrotante per lavorazioni disassate</b><br/><b>Counter rotating spindle system working misaligned</b></p> <p><a href="#">PAG. 89</a><br/><a href="#">PAG. 90</a></p>   |
|  | <p><b>TESTINA A TORNIRE CON PORTA PUNTA</b><br/><b>TURNING DRILLING HEAD</b></p> <p><a href="#">PAG. 91</a></p>   |
|  | <p><b>Gruppo testina a forare a velocità variabile</b><br/><b>Cross drilling head with variable speed</b></p> <p><a href="#">PAG. 92</a></p>  |



**Gruppo testina a fresare**  
**Milling head with disc mill**

[PAG. 93](#)

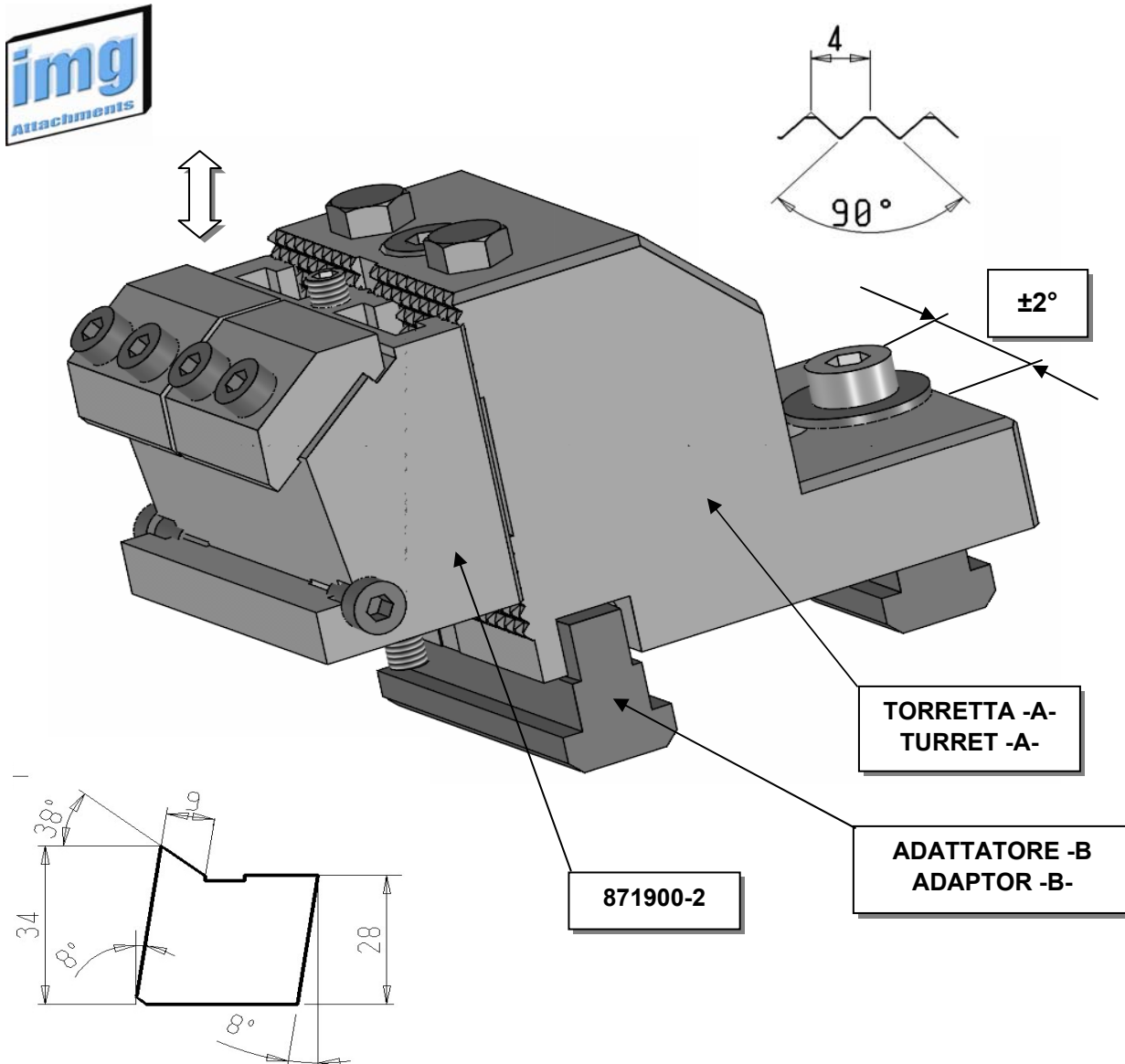
# TORRETTE E PORTA UTENSILI PRISMATICI CON ATTACCO RAPIDO TURRET AND DOVETAIL TOOLHOLDER WITH FAST SHANK



| MODELLO<br>MODEL | POS.      | TORRETTO (A)+<br>ADATTATORE (B) | PORTA UTENSILE -C- TOOLHOLDER -C- |       |       |       |       |
|------------------|-----------|---------------------------------|-----------------------------------|-------|-------|-------|-------|
|                  |           | TURRET (A)+<br>ADAPTOR (B)      | ATTACCO -L- SHANK -L-             |       |       |       |       |
|                  |           |                                 | 24,15                             | 28,00 | 40,00 | 47,80 | 50,00 |
| 6/25             | 1-2-3-4-5 | 870900-1+8711200                | *                                 | *     | *     | *     | *     |
| 6/32;6/42M       | 3         | 870900-1+8711200                | *                                 | *     | *     | *     | *     |
|                  | 1-2-4-5   | 870900-1+8737600                | *                                 | *     | *     | *     | *     |
| 8/32-8/42        | 1-2-5-6   | 870900-1+8711200                | *                                 | *     | *     | *     | *     |
|                  | 3-4-7     | 870900-1+8737600                | *                                 | *     | *     | *     | *     |

ALTRI ATTACCHI -L- A RICHIESTA

# TORRETTE E PORTA UTENSILI PRISMATICI PIATTI CON ATTACCO RAPIDO TURRET AND FLAT DOVETAILS TOOLHOLDERS WITH FAST SHANK

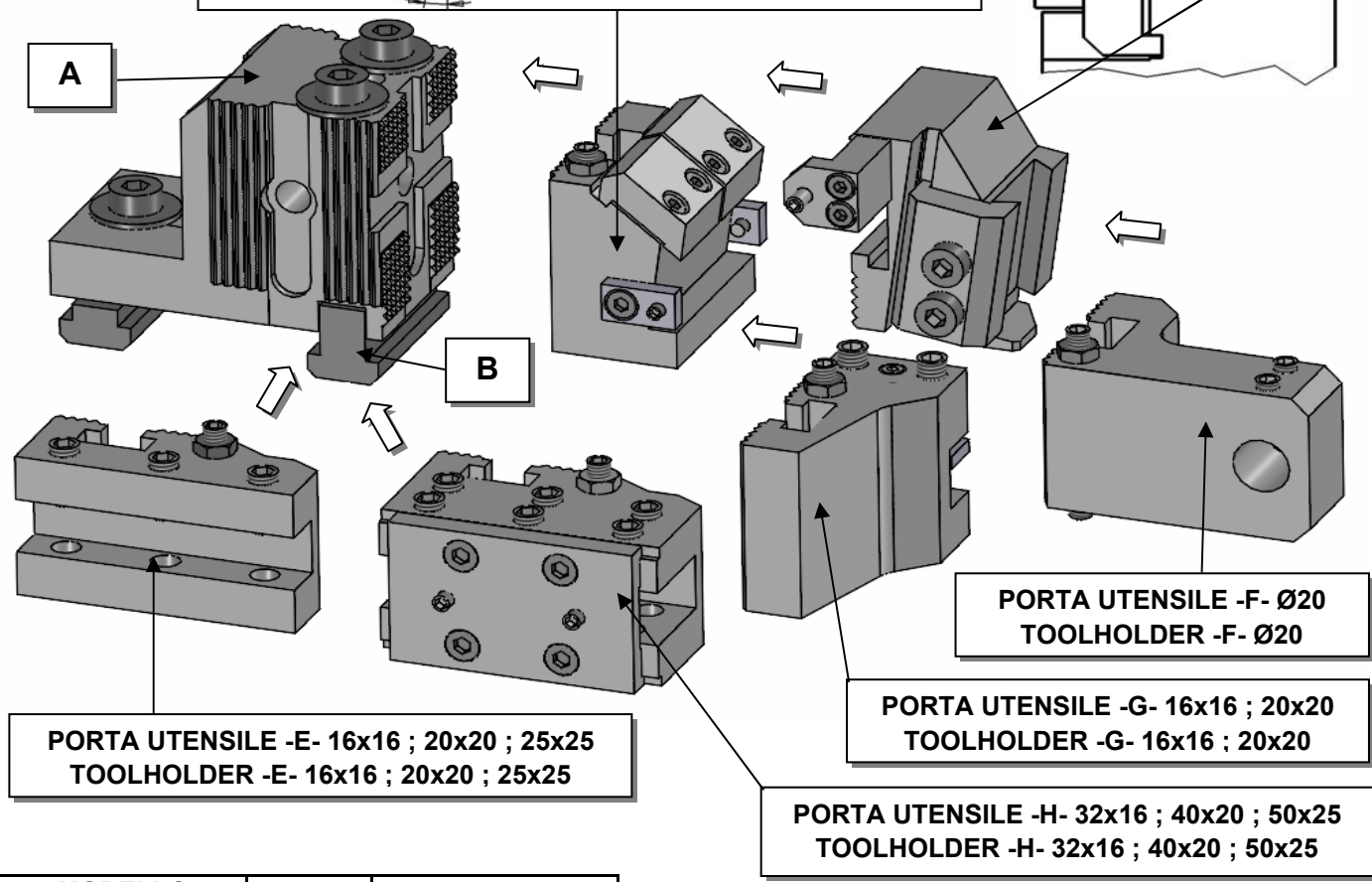
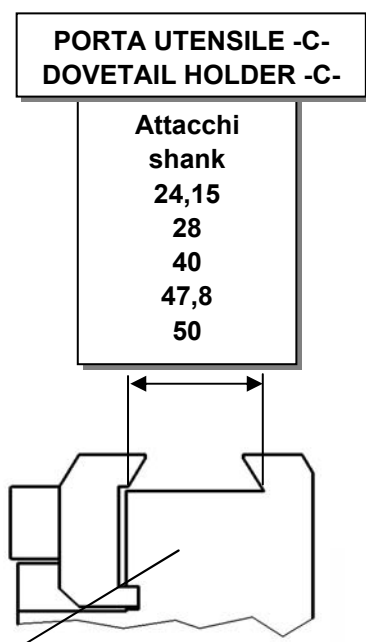
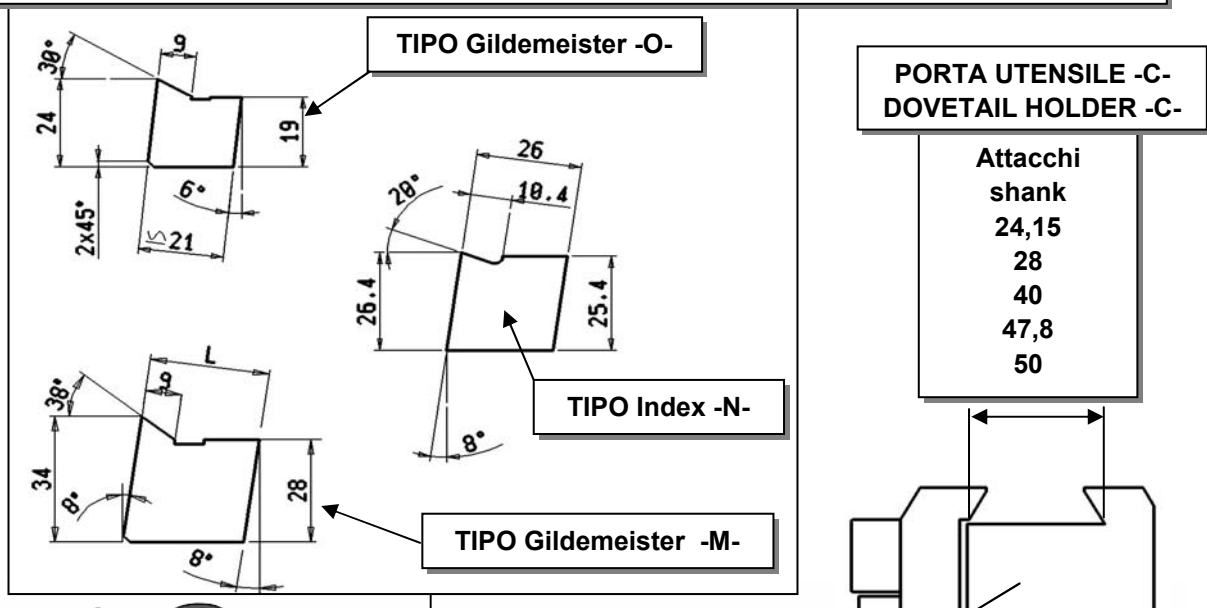


| MODELLO<br>MODEL | POS.      | TORRETTA (A)+<br>ADATTATORE (B) | PORTA UTENSILE ( C ) |
|------------------|-----------|---------------------------------|----------------------|
|                  |           | TURRET (A)+<br>ADAPTOR (B)      | TOOLHOLDER ( C )     |
| 6/25             | 1-2-3-4-5 | 870900-1+8711200                | 871900-2             |
| 6/32-6/42M       | 1-2-4-5   | 870900-1+8737600                |                      |
|                  | 3         | 870900-1+8711200                |                      |
| 8/32-8/42        | 1-2-5-6   | 870900-1+8737600                |                      |
|                  | 3-4-7     | 870900-1+8711200                |                      |

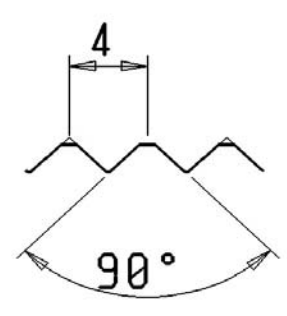
# TORRETTE E PORTA UTENSILI PRISMATICI, PRISMATICI PIATTI, A BARRETTA TURRET AND FLAT DOVETAILED, DOVETAILED AND SQUARE BIT TOOLHOLDERS



GRUPPO TORRETTA UNIVERSALE ADATTA PER MONTAGGIO DI VARI TIPO DI PORTA UTENSILI  
MODULAR TOOL POST FIT FOR DIFFERENT KIND OF TOOLHOLDER



| MODELLO<br>MODEL | POS.      | TORRETTA (A)+<br>ADATTATORE (B)<br>TURRET (A)+<br>ADAPTOR (B) |
|------------------|-----------|---|
| 6/25             | 1-2-3-4-5 | 841100+852800   |
|                  | 1-2-4-5   | 841100+852700   |
| 6/32-6/42M       | 3         | 841100+852800   |
|                  | 1-2-5-6   | 841100+852700   |
| 8/32-8/42        | 3-4-7     | 841100+852800   |



# TORRETTE E PORTA UTENSILI-TOOLHOLDERS MORI SAY 6/20

GRUPPO TORRETTA UNIVERSALE ADATTA PER MONTAGGIO DI VARI TIPO DI PORTA UTENSILI  
MODULAR TOOL POST FIT FOR DIFFERENT KIND OF TOOLHOLDER



Torretta-turret  
pos.1 n°880500

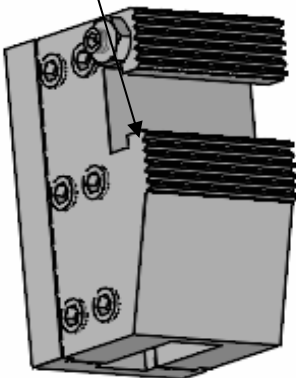
Torretta tipo stretto-  
turret n°880600

Torretta-turret  
n°880200

porta utensile  
doppio-duble  
toolholder  
n°881500 24x12  
n°885400 32x14

porta utensile-  
toolholder  
n°880300  
12x12(14x14)  
n°884600  
16x16

adattatori  
per cave a T  
dis.n°883700

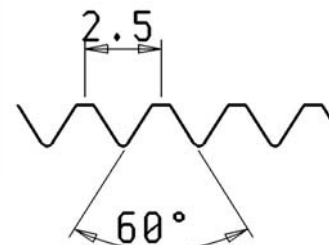
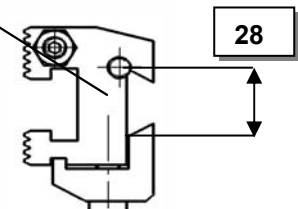
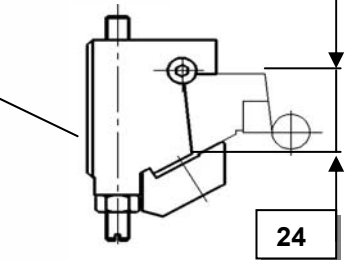
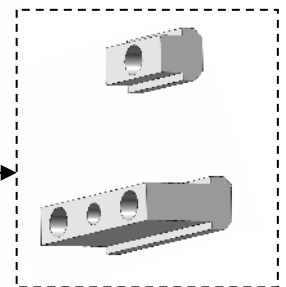
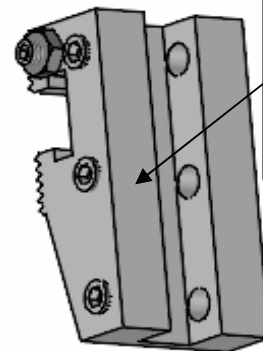
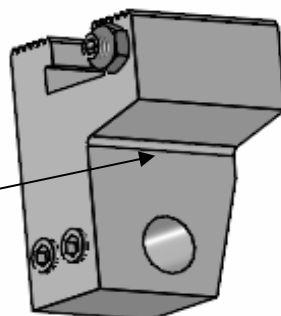
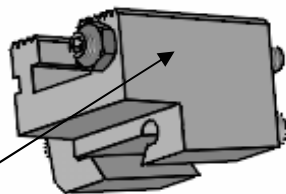
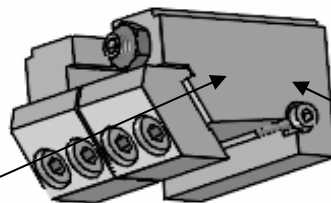
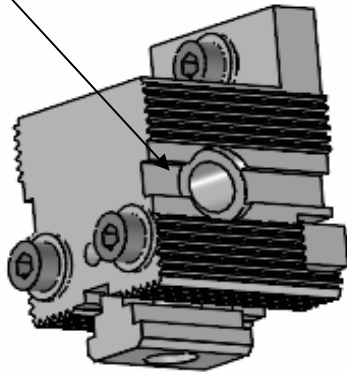
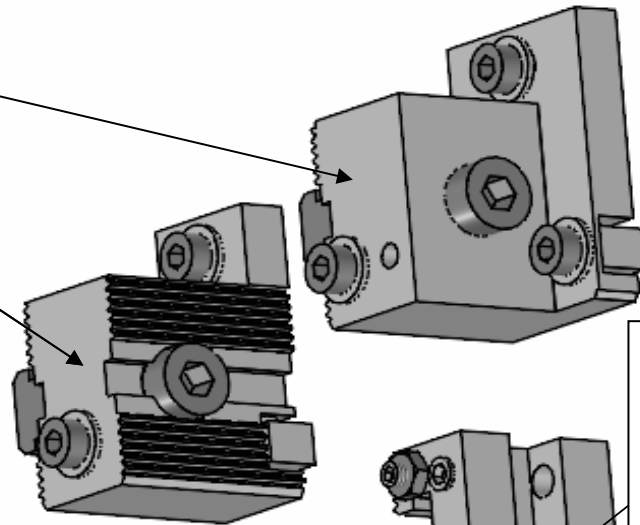


flat dovetail toolholder  
porta utensile  
prismatico piatto  
n°880100

porta utensile  
prismatico  
n°880700  
A richiesta  
L=24,5-L=28

porta bareno  
n°881800 Ø10  
n°884200 Ø12  
n°880900 Ø14  
n°885300 Ø16

**SPECIFICARE POSIZIONE**



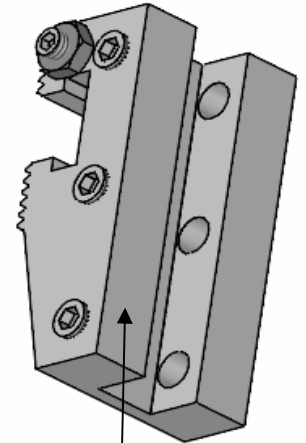
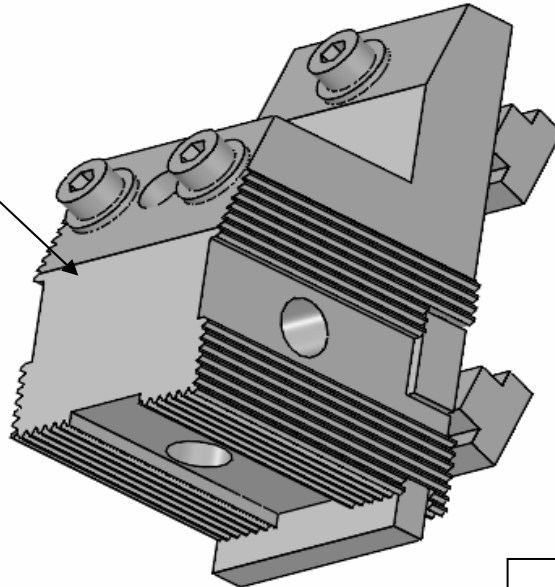
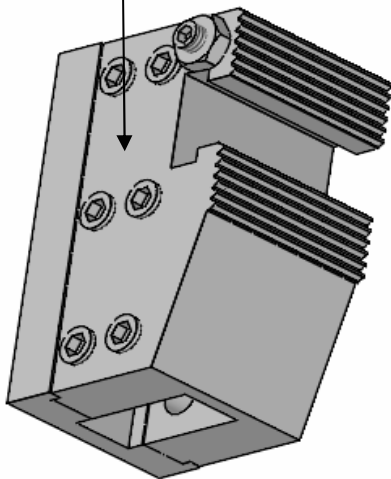
# TORRETTE E PORTA UTENSILI-TOOLHOLDERS TAJMAC TM 6/26

GRUPPO TORRETTA UNIVERSALE ADATTA PER MONTAGGIO DI VARI TIPO DI PORTA UTENSILI  
MODULAR TOOL POST FIT FOR DIFFERENT KIND OF TOOLHOLDER



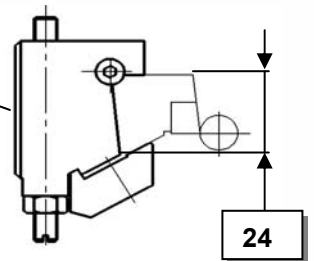
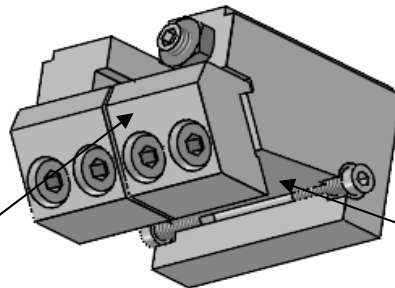
turret-turret n° 884100

porta utensile doppio  
dubble toolholder  
n°881500 24x12  
n°885400 32x14

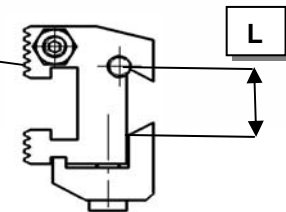
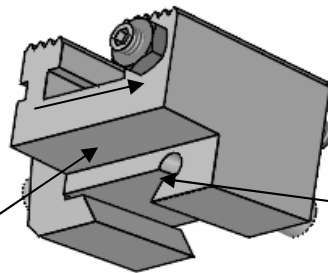


porta utensile-  
toolholder  
n°880300  
12x12(14x14)  
n°884600 16x16

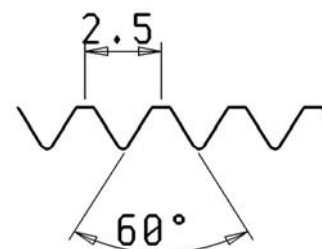
flat dovetail toolholder  
porta utensile  
prismatico piatto  
n°880100



porta utensile  
prismatico  
n°880700  
A richiesta  
L=24,5-L=28

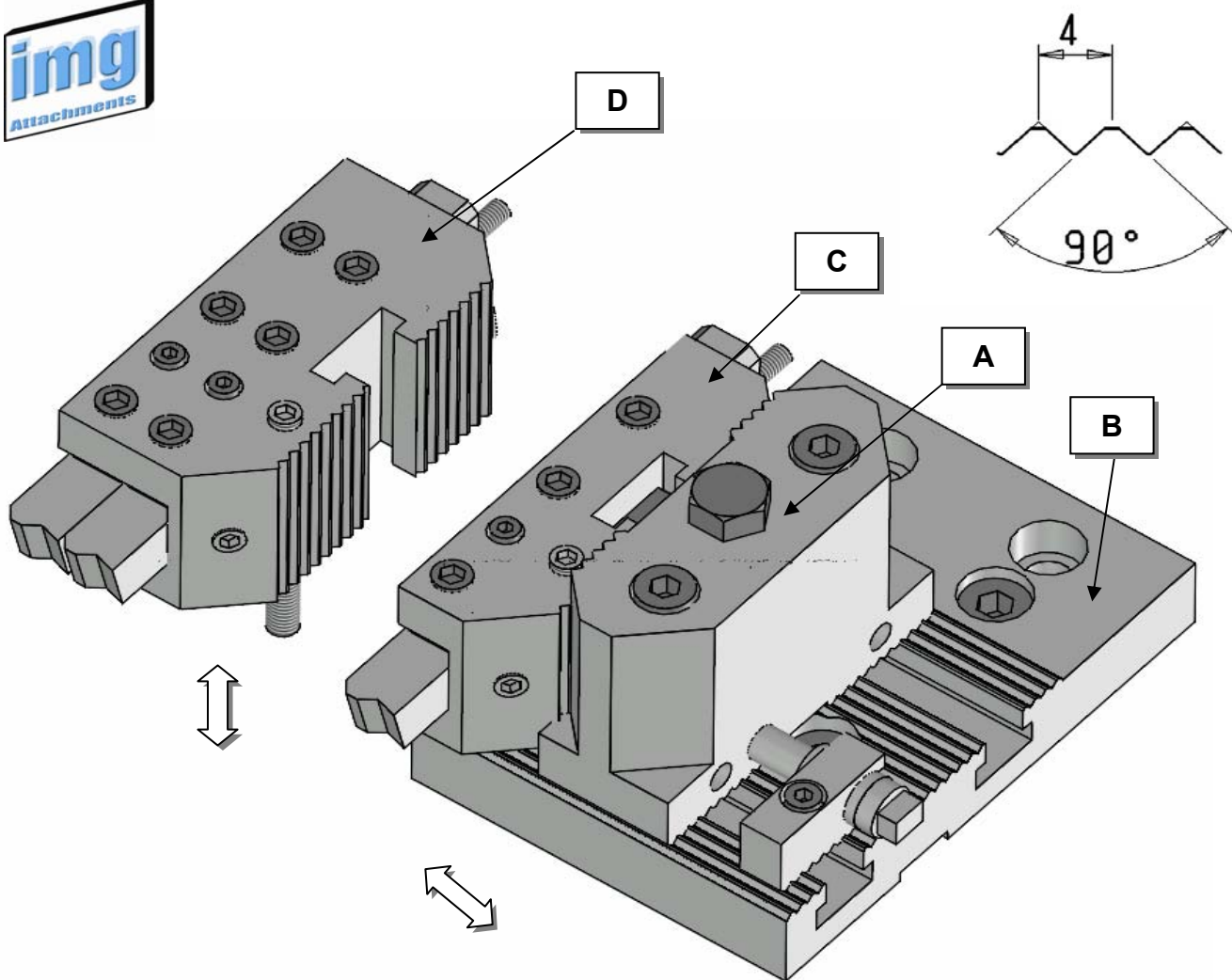


**SPECIFICARE POSIZIONE  
SPECIFY POSITION**





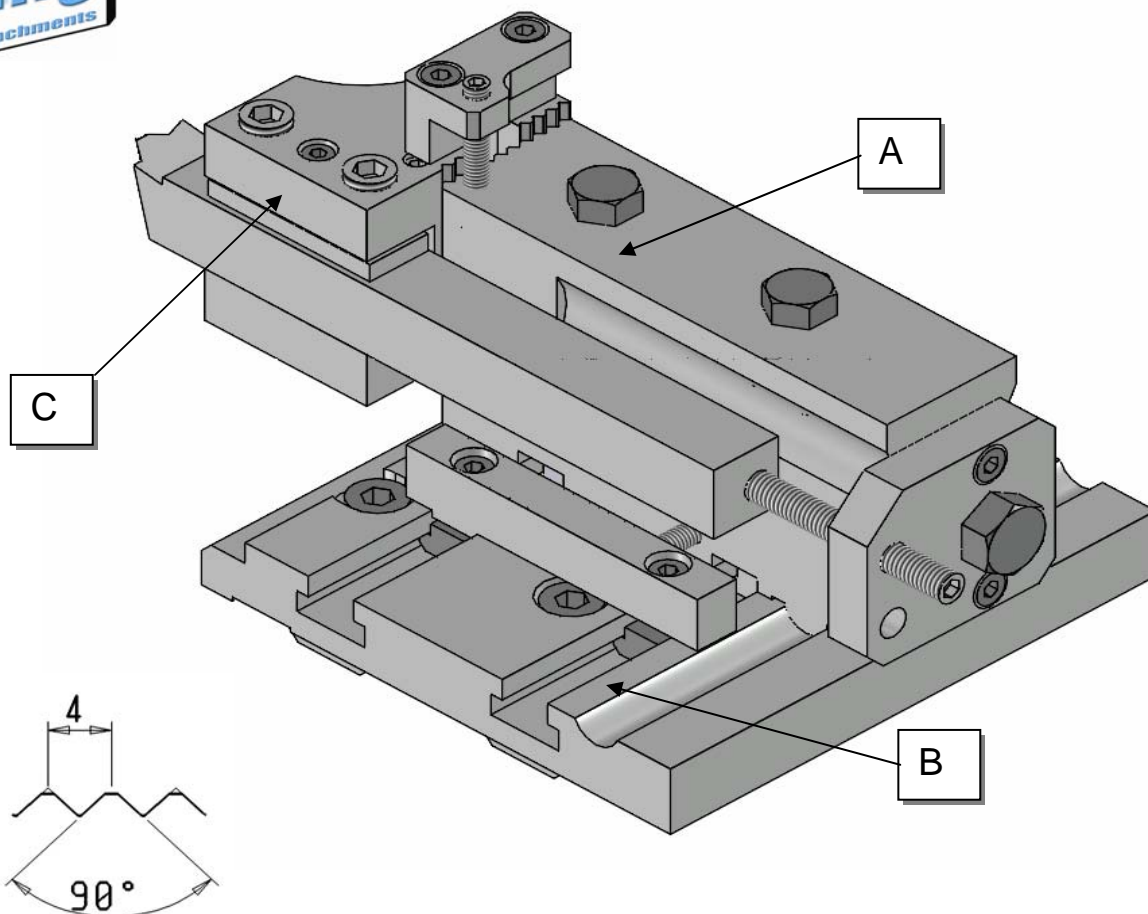
# PORTA UTENSILI A BARRETTA LATERALI CON REGOLAZIONE MICROMETRICA ASSIALE SIDE MOUNTED SQUARE BIT TOOLHOLDER WITH MICROMETRE AXIAL ADJUSTMENT



| MODELLO                       | POS.          | TORRETTA (A) | BASE (B) | PORTA UTENSILE (C) | bxh   | PORTA UTENSILE (D) | bxh   |
|-------------------------------|---------------|--------------|----------|--------------------|-------|--------------------|-------|
| MODEL                         |               | TURRET (A)   |          | TOOLHOLDER (C)     |       | TOOLHOLDER (C)     |       |
| 6/25-6/32-6/42M-<br>8/32-8/42 | 1-2-3-4-5-6-7 | 874902A      | 874903A  | 874901A            | 16x16 | 874920             | 32x16 |



**PORTA UTENSILI A BARRETTA, TIPO TS CON REGOLAZIONE ASSIALE PARTICOLARMENTE ADATTO PER PRESETTING SQUARE BIT TOOLHOLDER, TS TYPE WITH AXIAL AND RADIAL ADJUSTMENT SUITABLE FOR PRESETTING**



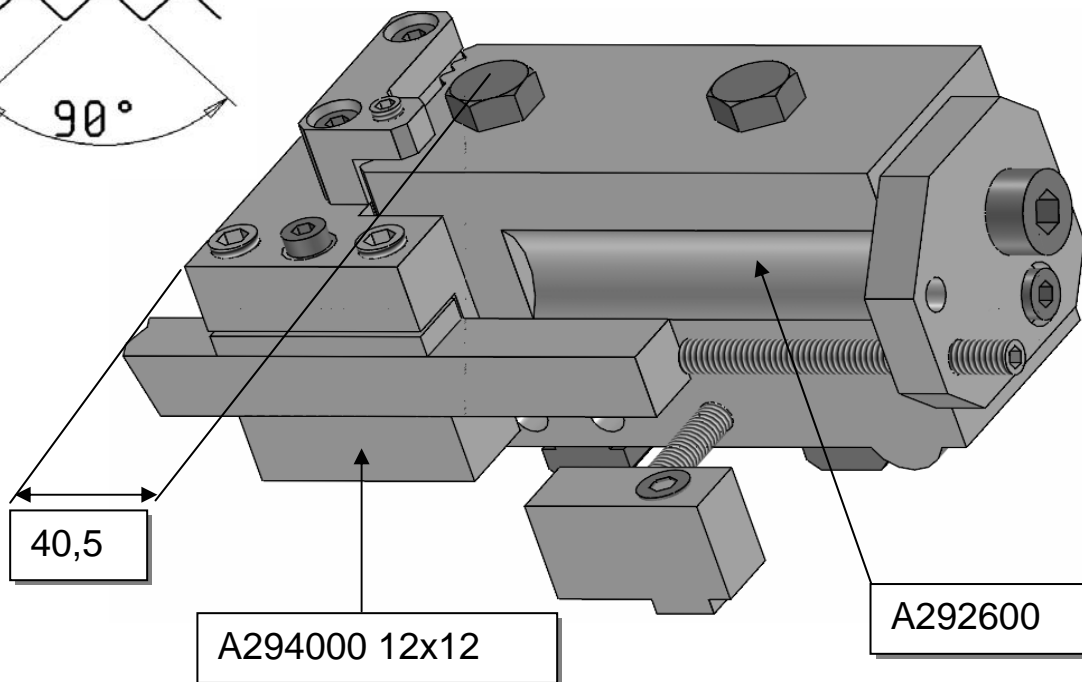
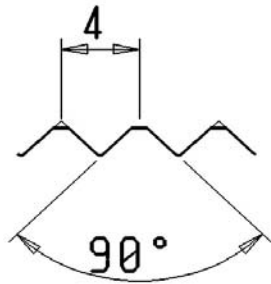
| MODELLO<br>MODEL       | POS.      | TORRETTA (A)+<br>TURRET (A)+ | BASE (B) | PORTA UTENSILE -C- TOOLHOLDER -C-<br>ATTACCO SHANK b x h |       |
|------------------------|-----------|------------------------------|----------|--|-------|
|                        |           |                              |          | 16x16  | 20x20 |
| 6/25 ; 6/32            | 1-2-3-4-5 | A290400                      | A262100  | *  | *     |
| lavorazioni fino a Ø32 |           |                              |          |  |       |
| 6/42M                  | 1-2-3-4-5 | A290400                      | A264700  | *  | *     |
| lavorazioni fino a Ø48 |           |                              |          |  |       |
| 8/32-8/42              | 1         | A292500                      | A262100  | *  | *     |
| 8/32-8/42              | 2-3-4-5-6 | A290400                      | A262100  | *  | *     |

# PORTA UTENSILI BARRETTA SQUARE BIT TOOLHOLDER



**MORI SAY 6/20**

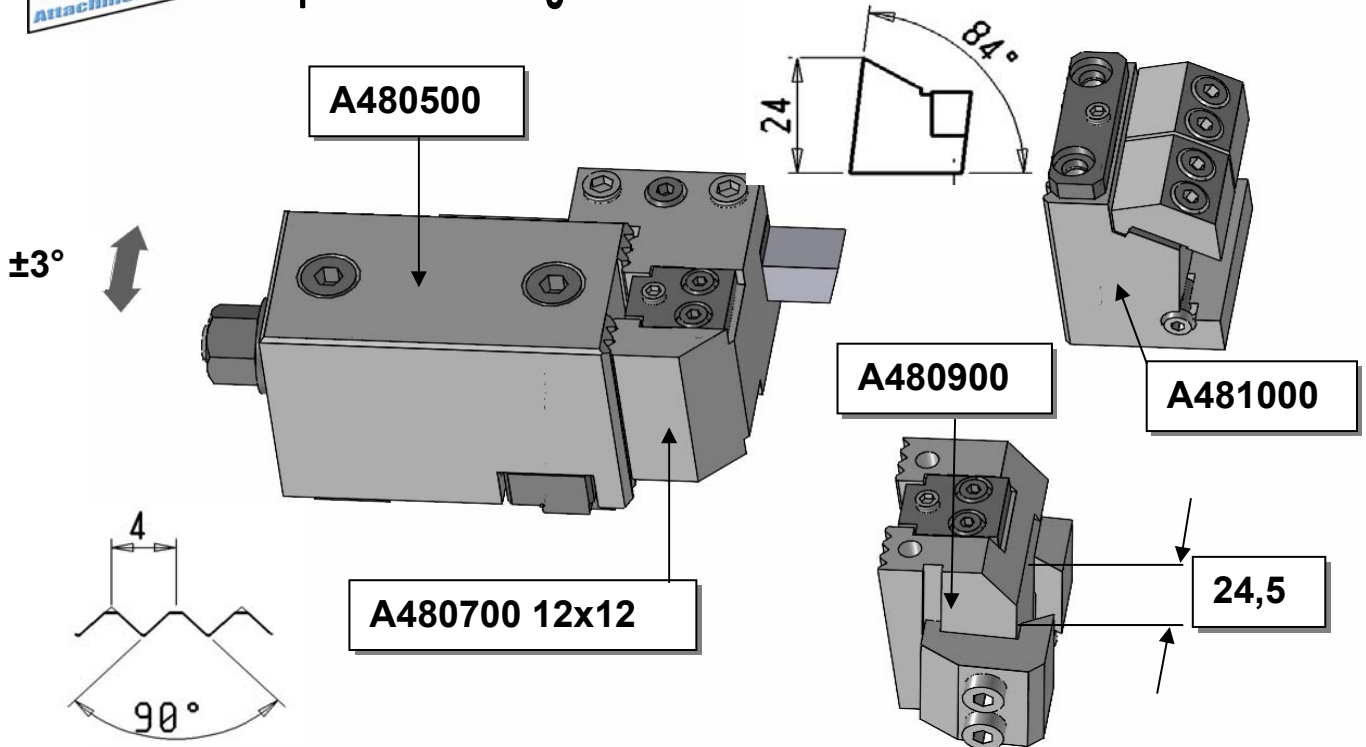
**posizione 1-2-3-4-5 position 1-2-3-4-5**  
**per slitte con guida tonda-for slide with round slot**



PORTA UTENSILI PRISMATICI ,PRISMATICI PIATTI E A  
 BARRETTA CON REGOLAZIONE ANGOLARE  
 DOVETAIL TOOLHOLDER,FLAT DOVETAIL TOOHOLDER AND  
 SQUARE BIT TOOLHOLDER WITH ANGULAR ADJUSTMENT

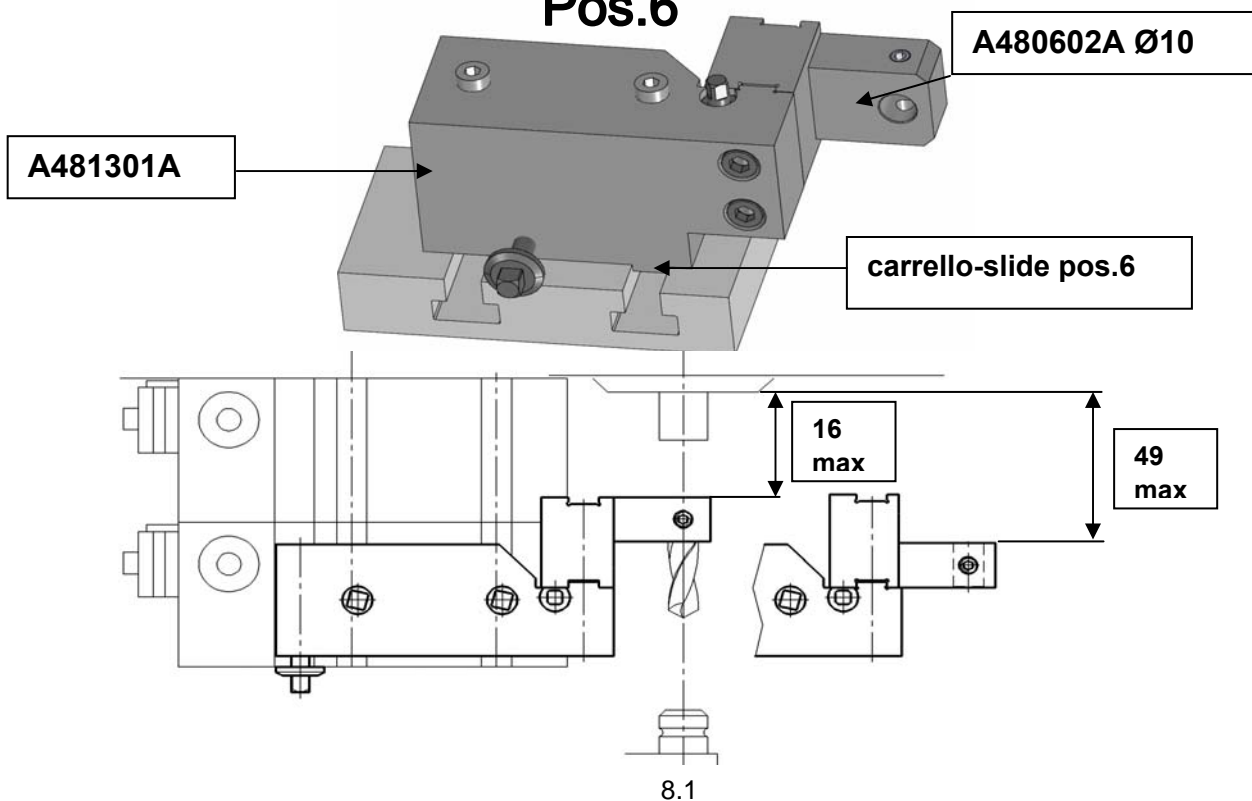


**Mori Say 6/20**  
 per slitte senza guida tonda-for slide without round slot



Porta utensile da ripresa-Pick up toolholder  
 per slitte senza guida tonda-for slide without round slot

**Pos.6**



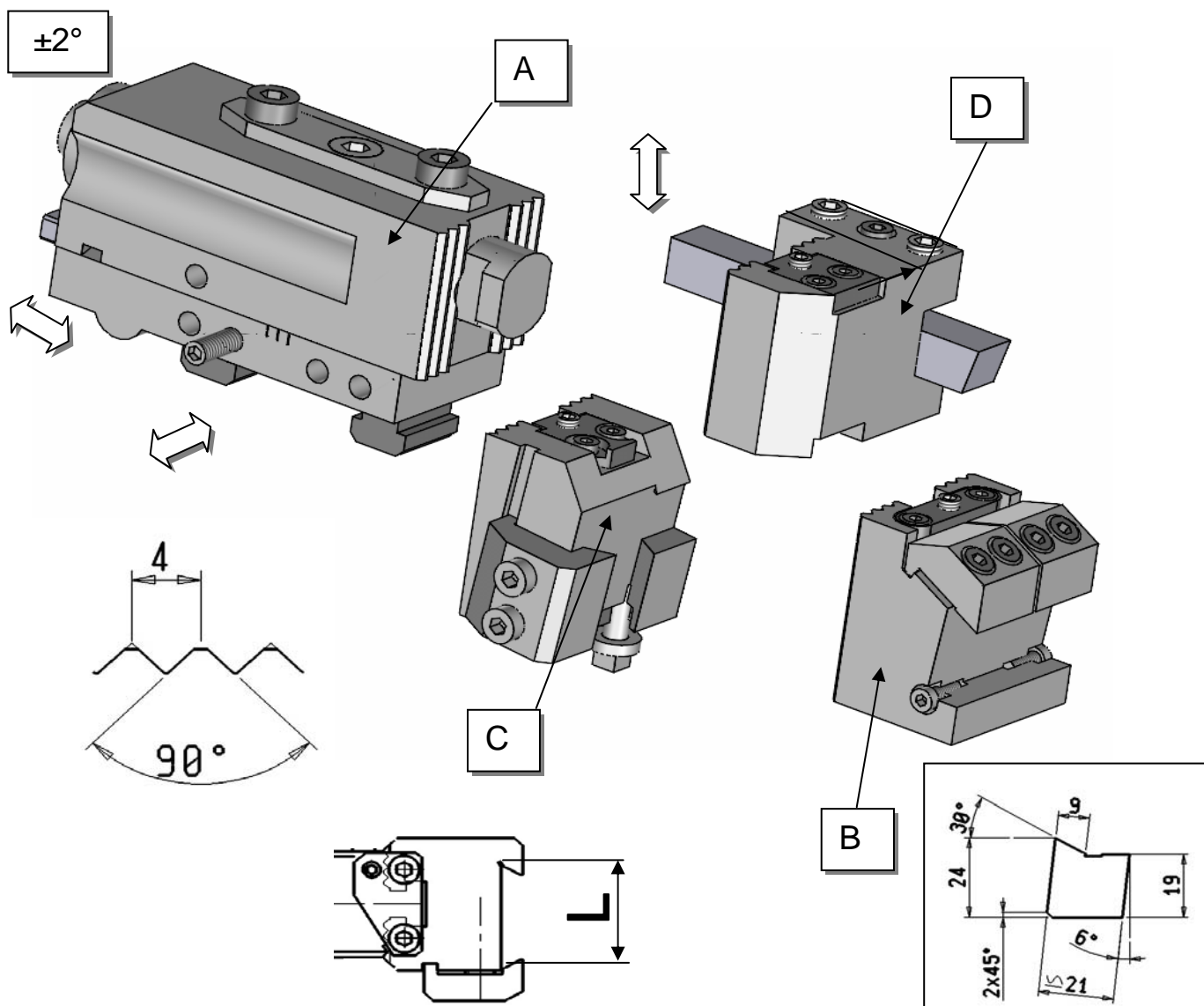
PORTA UTENSILI PRISMATICI ,PRISMATICI PIATTI E A BARRETTA  
CON REGOLAZIONE ASSIALE RADIALE E ANGOLARE

DOVETAIL TOOLHOLDER , FLAT DOVETAIL TOOLHOLDER, AND SQUARE  
BIT TOOLHOLDER WITH AXIAL RADIAL AND ANGULAR ADJUSTMENT



# Mori Say 6/20

per slitte con guida tonda-for slide with round slot



| TORRETTA A | PORTA UTENSILE B | PORTA UTENSILE C    | PORTA UTENSILE D |
|------------|------------------|---------------------|------------------|
| TURRET A   | TOOLHOLDER B     | TOOLHOLDER C        | TOOLHOLDER D     |
| A264400    | A481000          | A480900 L=24,5 - 28 | A480700 □12x12   |

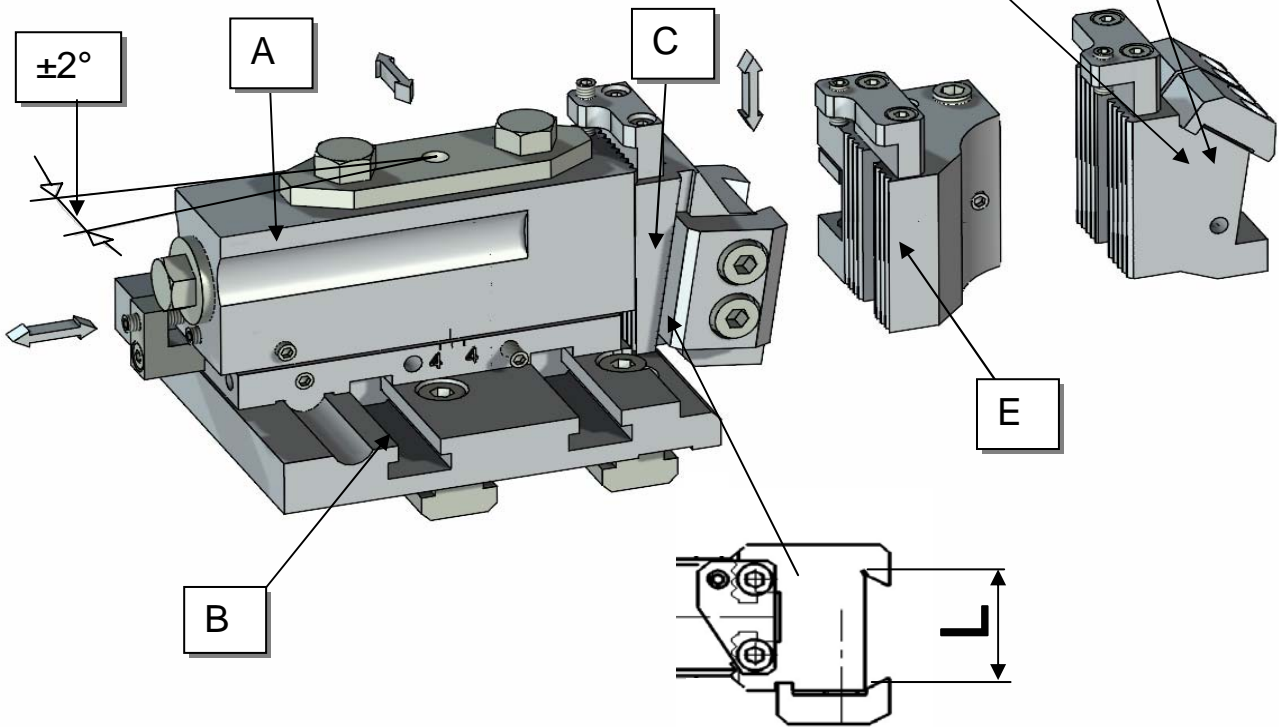
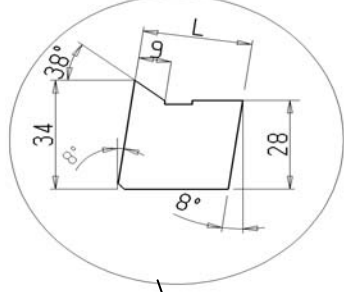
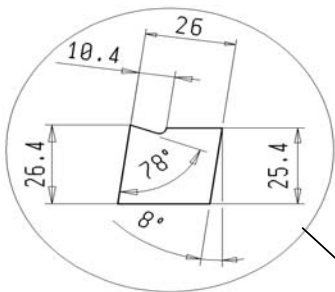
# GRUPPO TORRETTA TIPO TS CON REGOLAZIONE ASSIALE, RADIALE E ANGOLARE PARTICOLARMENTE ADATTO PER PRESETTING

## TURRET UNIT TS TYPE WITH AXIAL ANGULAR AND RADIAL ADJUSTMENT SUITABLE FOR PRESETTING



D1 tipo Index

D2 tipo Gildemeister

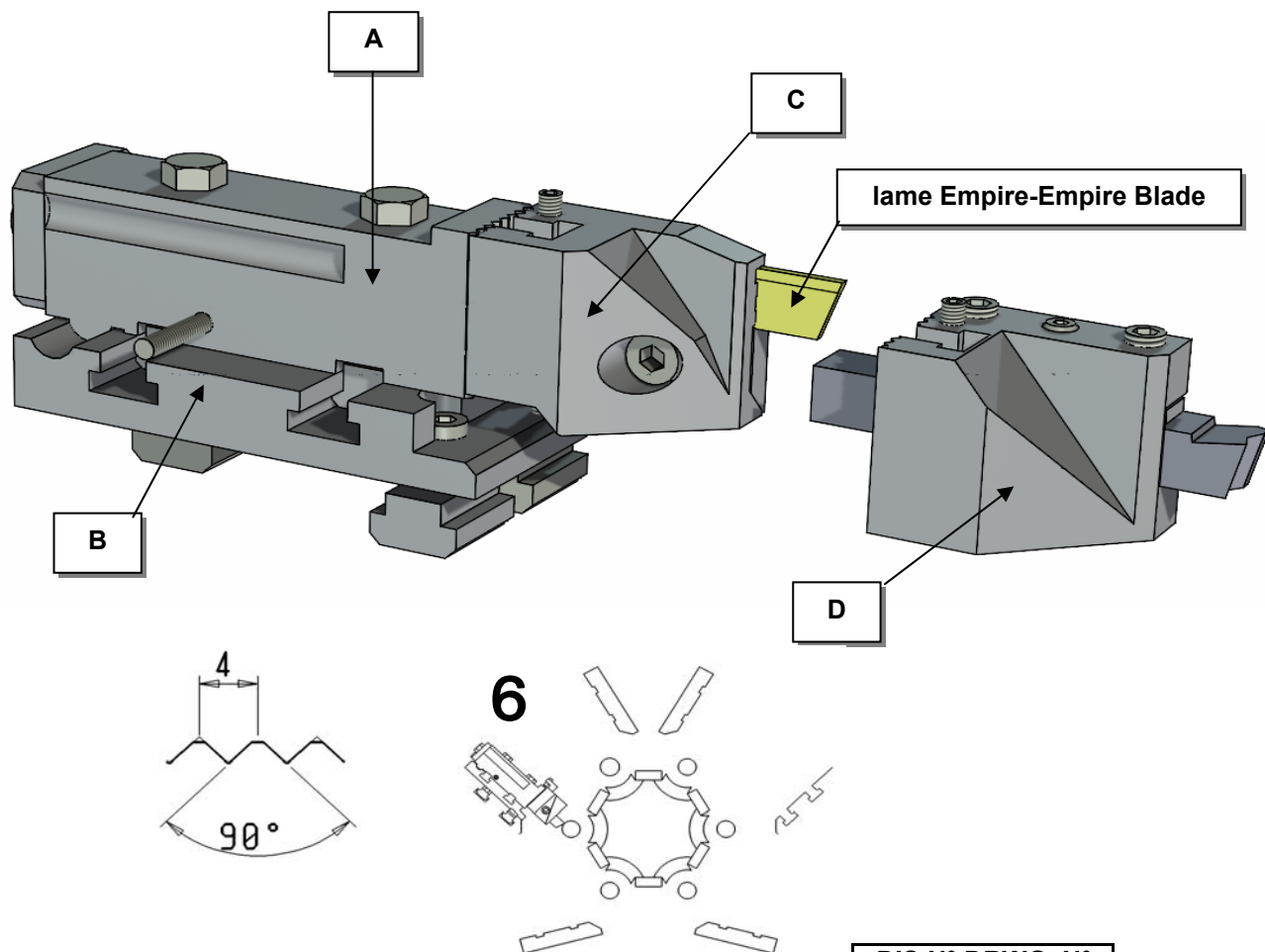


| MODELLO<br>MODEL       | POS.      | TORRETTA (A)<br>TURRET (A) | BASE (B) | C     |       | D1 | D2 | E     |       |
|------------------------|-----------|----------------------------|----------|-------|-------|----|----|-------|-------|
|                        |           |                            |          | L     | L     |    |    | 16x16 | 20x20 |
|                        |           |                            |          | 28,00 | 40,00 |    |    | *     | *     |
| 6/25 ; 6/32            | 1-2-3-4-5 | A260900                    | A262100  | *     | *     | *  | *  | *     | *     |
| lavorazioni fino a Ø32 |           |                            |          |       |       |    |    |       |       |
| 6/42M                  | 1-2-3-4-5 | A260900                    | A264700  | *     | *     | *  | *  | *     | *     |
| lavorazioni fino a Ø48 |           |                            |          |       |       |    |    |       |       |
| 8/32-8/42              | 1         | A263900                    | A262100  | *     | *     | *  | *  | *     | *     |
| 8/32-8/42              | 2-3-4-5-6 | A260900                    | A262100  | *     | *     | *  | *  | *     | *     |

# TORRETTE E PORTA UTENSILI DA TAGLIO MODULARI TURRETS AND MODULAR PART-OFF TOOLHOLDERS



## Mori Say 6/25;6/32;6/42M posizione-position 6



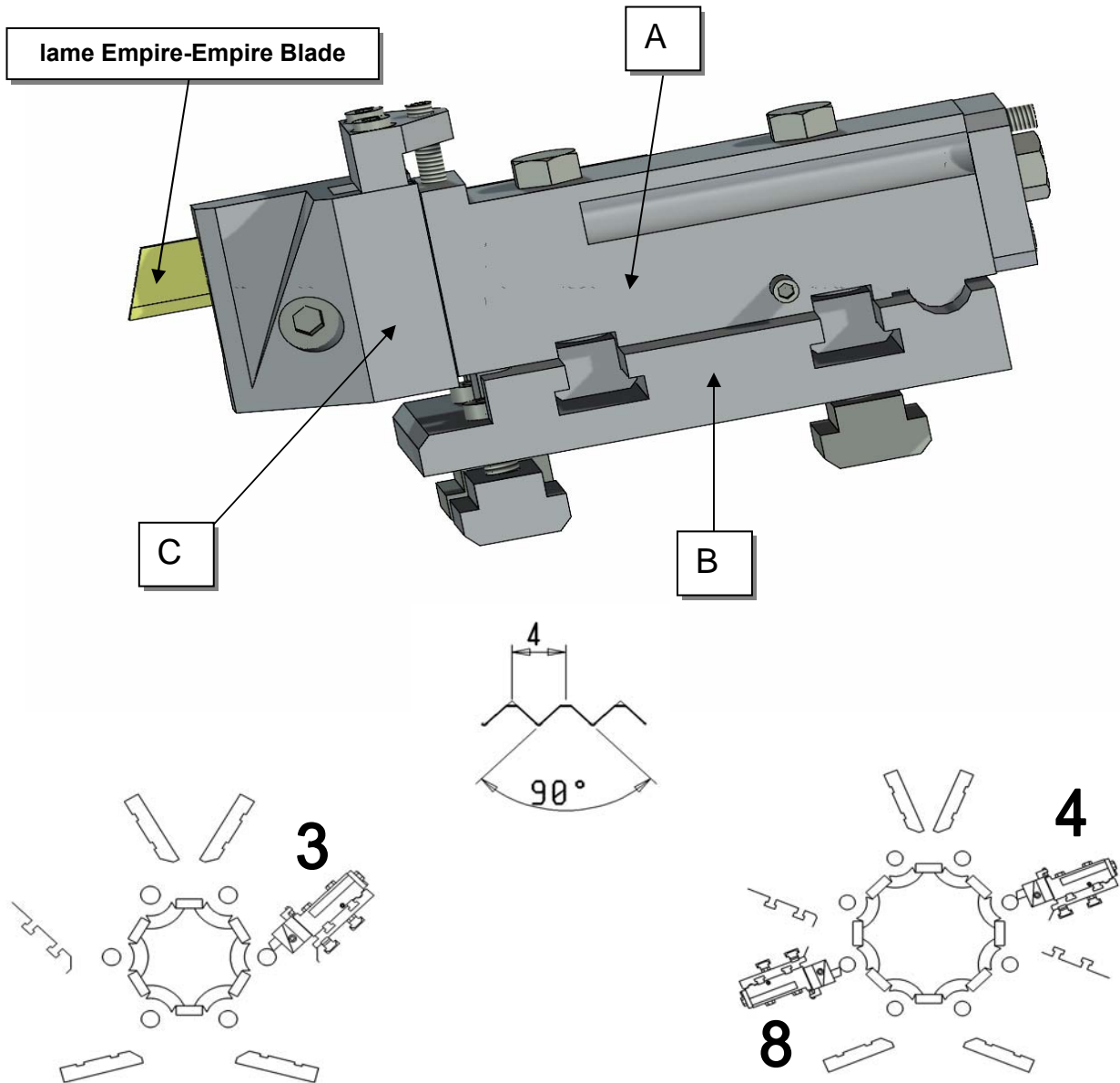
|  |        | DIS.N° DRWG. N° |
|--|--------|-----------------|
| TORRETTA -A-   |        | A294900         |
| BASE -B- PER MODELLO 6/25;6/32 LAVORAZIONI FINO A Ø32  |        | A291900         |
| BASE -B- PER MODELLO 6/42M LAVORAZIONE FINO A Ø48  |        | A292800         |
| PORTA UTENSILE PER LAME EMPIRE -C-<br>TOOLHOLDER FOR EMPIRE BLADE -C-<br>specificare dimensione 17x1 ; 17x2 ; 17x2,5 ; 17x3 ; 17x4 ;17x5<br>specify dimension 17x1 ; 17x2 ; 17x2,5 ; 17x3 ; 17x4 ;17x5 |        | 8735500         |
| PORTA UTENSILE A BARRETTA -D-<br>SQUARE TOOL BIT -D-   | □20x20 | 8740300         |
| PORTA UTENSILE A BARRETTA -D-<br>SQUARE TOOL BIT -D-   | □16x16 | 8735400         |



# TORRETTE E PORTA UTENSILI DA TAGLIO MODULARI TURRETS AND MODULAR PART-OFF TOOLHOLDERS



Mori Say 6/25;6/32;6/42M;8/32;8/42  
posizione-position 3(4-8)

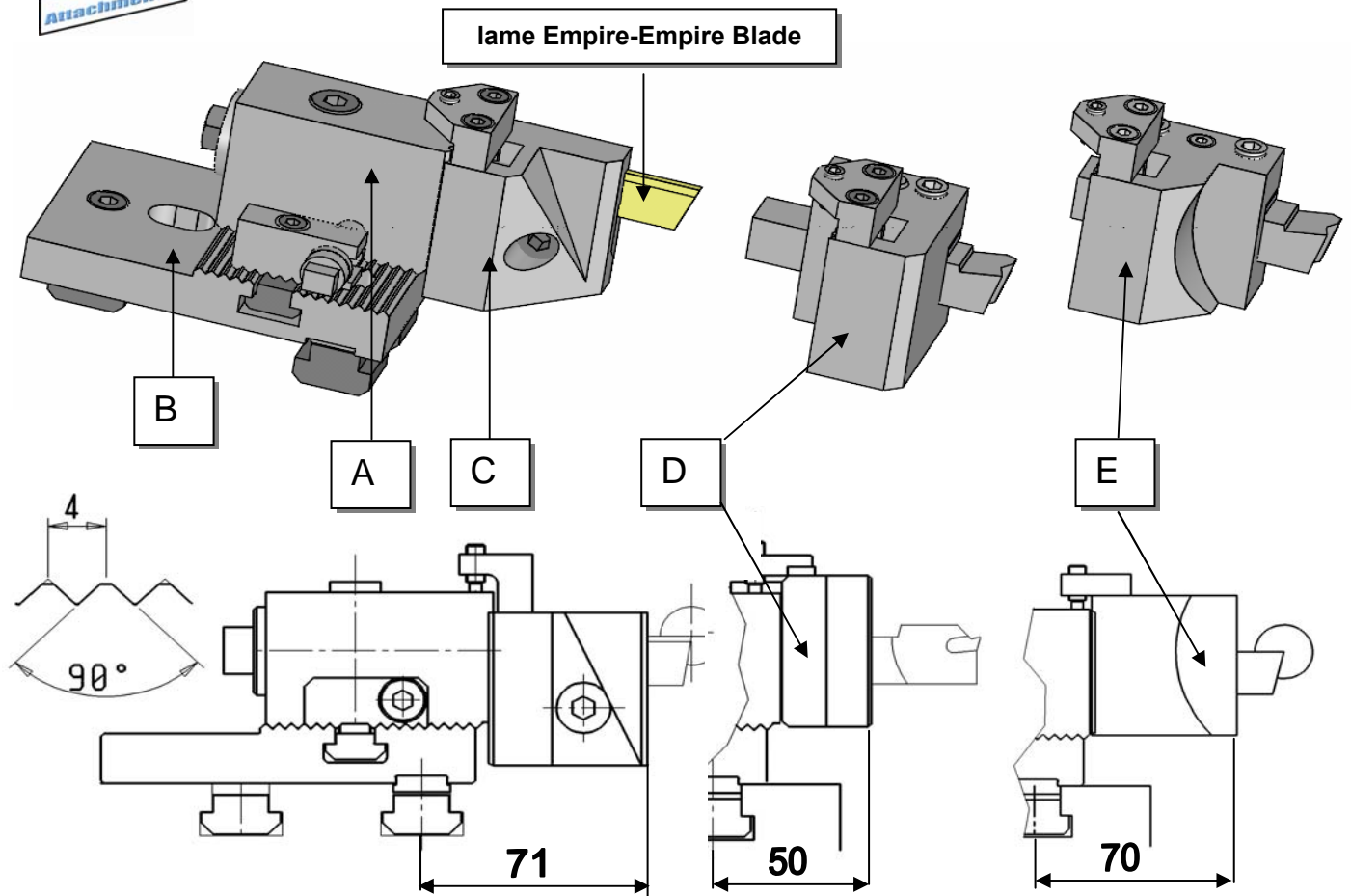


|  |                            |
|--|----------------------------|
| TORRETTA -A-   | DIS.N° DRWG. N°<br>A290300 |
| BASE -B- PER MODELLO 6/25;6/32;8/32 LAVORAZIONI FINO A Ø32   | A291900                    |
| BASE -B- PER MODELLO 6/42M LAVORAZIONE FINO A Ø48  | A292800                    |
| PORTA UTENSILE PER LAME EMPIRE -C-<br>TOOLHOLDER FOR EMPIRE BLADE -C-<br>specificare dimensione 17x1 ; 17x2 ; 17x2,5 ; 17x3 ; 17x4 ;17x5<br>specify dimension 17x1 ; 17x2 ; 17x2,5 ; 17x3 ; 17x4 ;17x5 | 8732800                    |

# TORRETTE E PORTA UTENSILI DA TAGLIO MODULARI TURRETS AND MODULAR PART-OFF TOOLHOLDERS



## posizione 6-position 6



### Mori Say 6/25;6/32;6/42M

|  | DIS.N° DRWG. N° |
|--|-----------------|
| TORRETTA -A-   | 879001A         |
| BASE -B-   | 874801A         |
| PORTA UTENSILE PER LAME EMPIRE -C-<br>TOOLHOLDER FOR EMPIRE BLADE -C-<br>specificare dimensione 12x1 ; 12x1,6 ; 12x2 ; 12x2,5 ; 12x3<br>specify dimension 12x1 ; 12x1,6 ; 12x2 ; 12x2,5 ; 12x3         | 879500          |
| PORTA UTENSILE PER LAME EMPIRE -C-<br>TOOLHOLDER FOR EMPIRE BLADE -C-<br>specificare dimensione 17x1 ; 17x2 ; 17x2,5 ; 17x3 ; 17x4 ;17x5<br>specify dimension 17x1 ; 17x2 ; 17x2,5 ; 17x3 ; 17x4 ;17x5 | 878903A         |
| PORTA UTENSILE A BARRETTA -E-<br>SQUARE TOOL BIT -E-<br>20x20  | 8740300         |
| PORTA UTENSILE A BARRETTA -D-<br>SQUARE TOOL BIT -D-<br>16x16  | 8740200         |
| PORTA UTENSILE A BARRETTA -E-<br>SQUARE TOOL BIT -E-<br>12x12  | 8740700         |



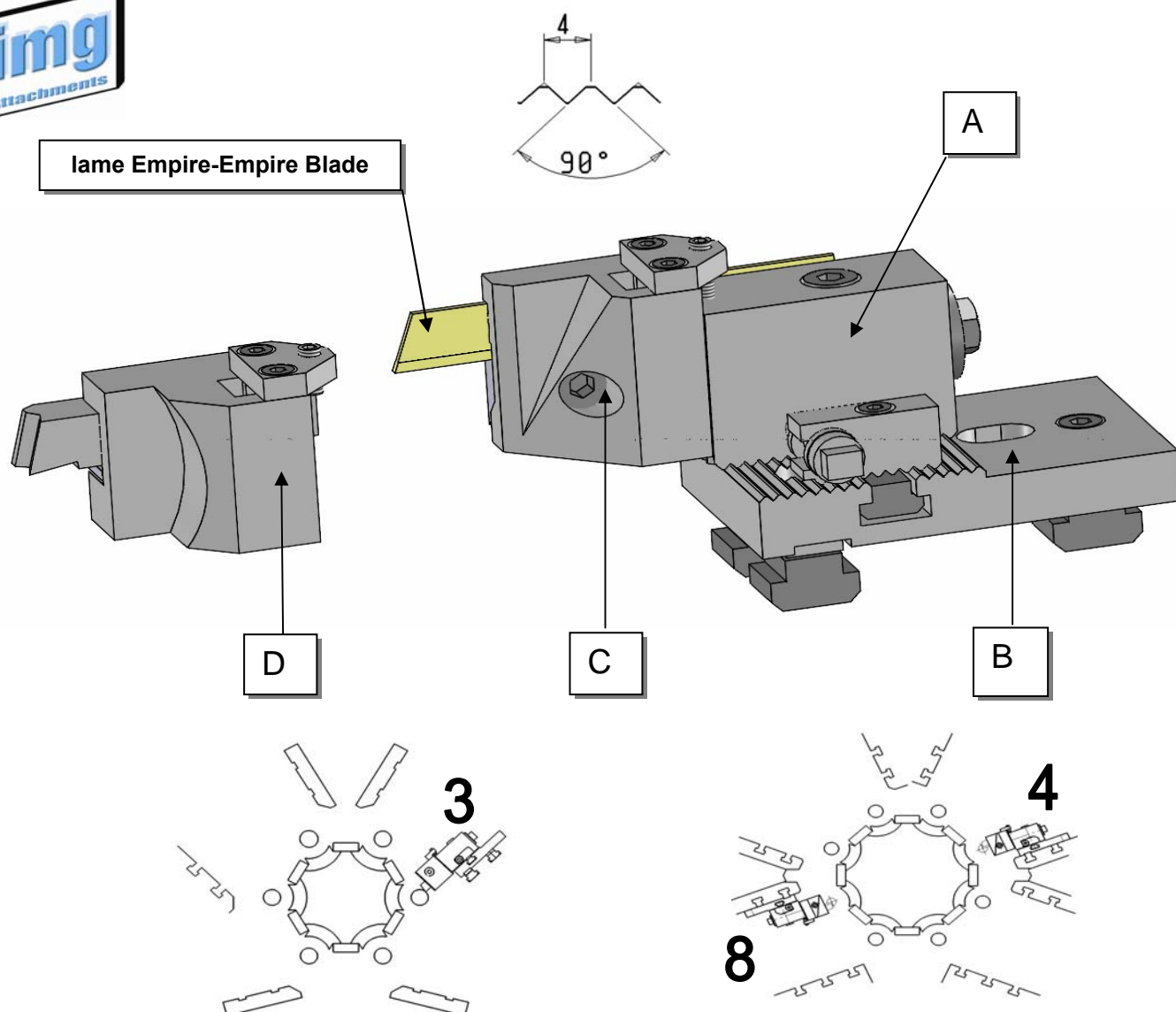
# TORRETTE E PORTA UTENSILI DA TAGLIO MODULARI TURRETS AND MODULAR PART-OFF TOOLHOLDERS posizione-position 6



## Tajmac TM6/26

|  | DIS.N° DRWG. N° |
|--|-----------------|
| TORRETTA -A-   | A295500         |
| BASE -B-   | A295700         |
| PORTA UTENSILE PER LAME EMPIRE -C-<br>TOOLHOLDER FOR EMPIRE BLADE -C-<br>specificare dimensione 12x1 ; 12x1,6 ; 12x2 ; 12x2,5 ; 12x3<br>specify dimension 12x1 ; 12x1,6 ; 12x2 ; 12x2,5 ; 12x3         | 8711800         |
| PORTA UTENSILE PER LAME EMPIRE -C-<br>TOOLHOLDER FOR EMPIRE BLADE -C-<br>specificare dimensione 17x1 ; 17x2 ; 17x2,5 ; 17x3 ; 17x4 ;17x5<br>specify dimension 17x1 ; 17x2 ; 17x2,5 ; 17x3 ; 17x4 ;17x5 | 8732800         |
| PORTA UTENSILE A BARRETTA -E-<br>SQUARE TOOL BIT -E-<br>16x16  | 8740300         |
| PORTA UTENSILE A BARRETTA -D-<br>SQUARE TOOL BIT -D-<br>16x16  | 8740200         |
| PORTA UTENSILE A BARRETTA -E-<br>SQUARE TOOL BIT -E-<br>12x12  | 8740700         |

# TORRETTE E PORTA UTENSILI DA TAGLIO MODULARI TURRETS AND MODULAR PART-OFF TOOLHOLDERS



## Mori Say 6/25;6/32;6/42;8/32;8/42

|  | DIS.N° DRWG. N° |
|--|-----------------|
| TORRETTA -A-   | 879001A         |
| BASE -B-   | 874801A         |
| PORTA UTENSILE PER LAME EMPIRE -C-<br>TOOLHOLDER FOR EMPIRE BLADE -C-<br>specificare dimensione 17x1 ; 17x2 ; 17x2,5 ; 17x3 ; 17x4 ;17x5<br>specify dimension 17x1 ; 17x2 ; 17x2,5 ; 17x3 ; 17x4 ;17x5 | 8732800         |
| PORTA UTENSILE A BARRETTA -D-<br>SQUARE TOOL BIT -D-<br>16x16  | 8739100         |

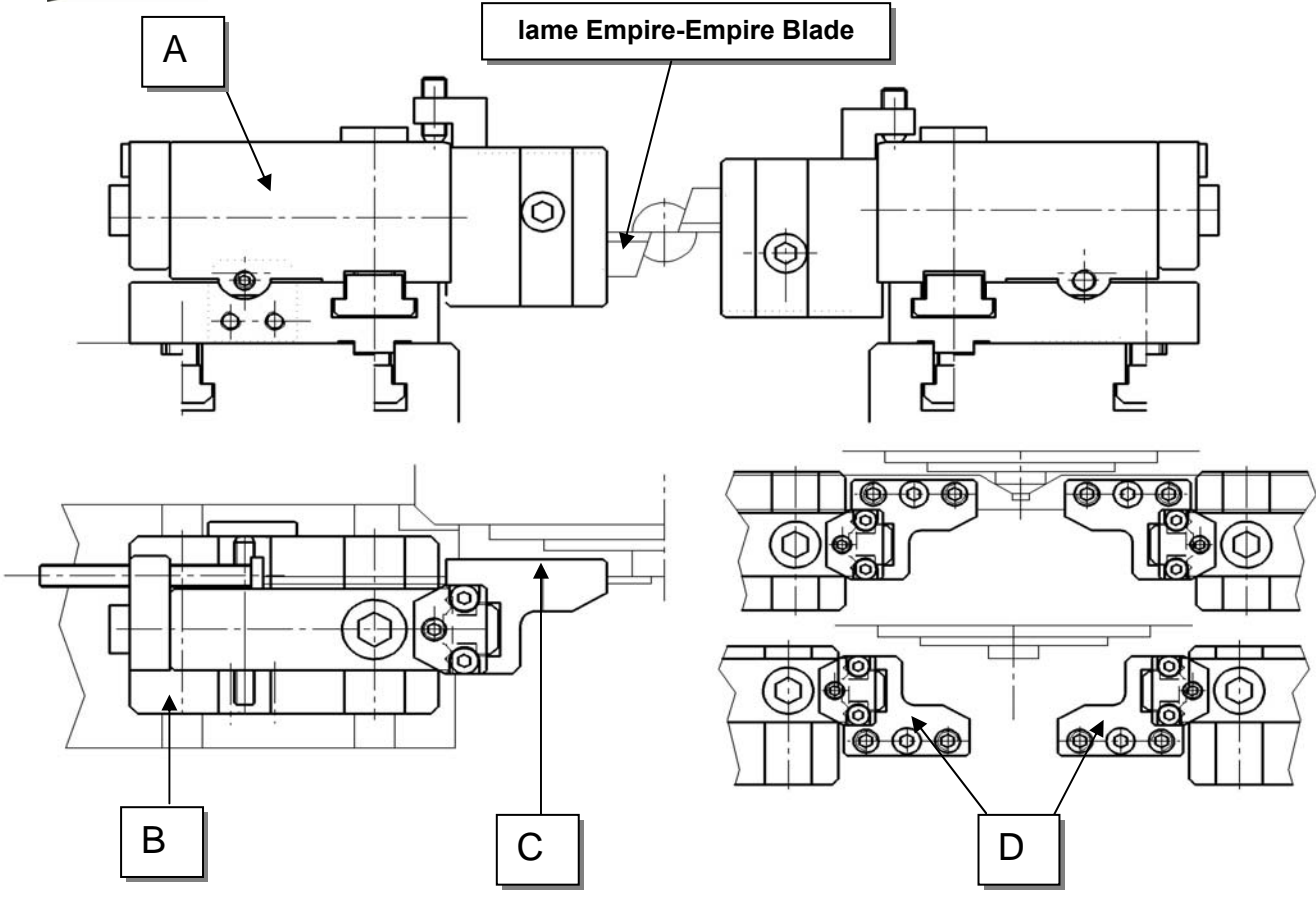
## Tajmac TM6/26

|  | DIS.N° DRWG. N° |
|--|-----------------|
| TORRETTA -A-   | A295500         |
| BASE -B-   | a295600         |
| PORTA UTENSILE PER LAME EMPIRE -C-<br>TOOLHOLDER FOR EMPIRE BLADE -C-<br>specificare dimensione 17x1 ; 17x2 ; 17x2,5 ; 17x3 ; 17x4 ;17x5<br>specify dimension 17x1 ; 17x2 ; 17x2,5 ; 17x3 ; 17x4 ;17x5 | 8732800         |
| PORTA UTENSILE A BARRETTA -D-<br>SQUARE TOOL BIT -D-<br>16x16  | 878902A         |

# TORRETTE E PORTA UTENSILI DA TAGLIO MODULARI TURRETS AND MODULAR PART-OFF TOOLHOLDERS



## Modello 6/20 posizione 1-2-3-4-5-6 position 1-2-3-4-5-6

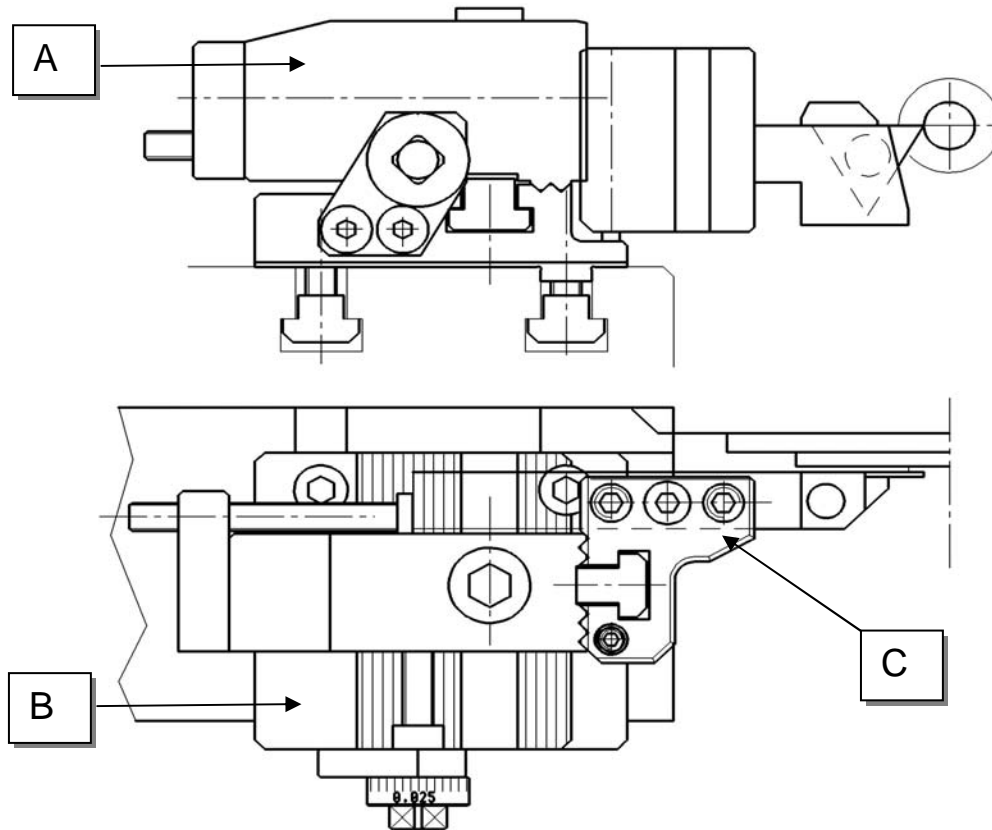


|  |                            |
|--|----------------------------|
| TORRETTA -A-   | DIS.N° DRWG. N°<br>8733800 |
| BASE -B-   | 8733700-1                  |
| PORTA UTENSILE PER LAME EMPIRE -C-<br>TOOLHOLDER FOR EMPIRE BLADE -C-<br>specificare dimensione 12x1 ; 12x1,6 ; 12x2 ; 12x2,5 ; 12x3<br>specify dimension 12x1 ; 12x1,6 ; 12x2 ; 12x2,5 ; 12x3 | 8733900                    |
| PORTA UTENSILE A BARRETTA -D-<br>SQUARE TOOL BIT -D-<br>12x12  | 8734900                    |

# TORRETTE E PORTA UTENSILI DA TAGLIO MODULARI TURRETS AND MODULAR PART-OFF TOOLHOLDERS



## Mori Say 6/20 posizione-position 6



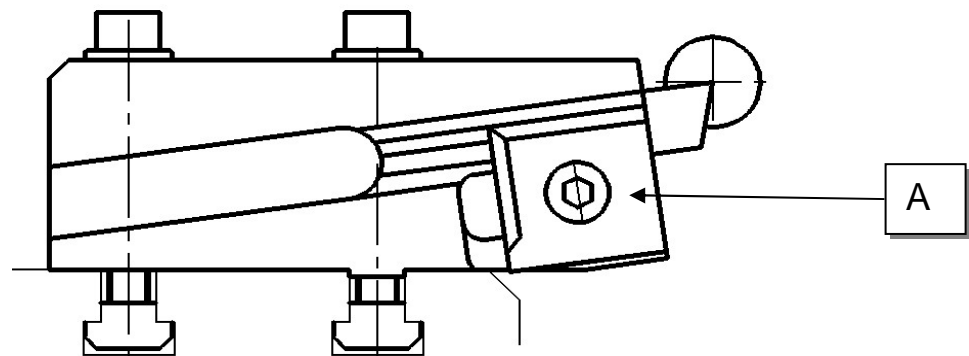
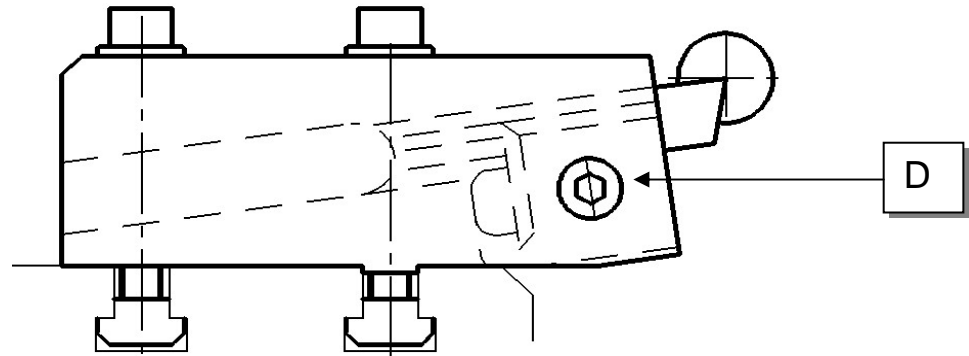
|   |                 |
|---|-----------------|
|   | DIS.N° DRWG. N° |
| TORRETTA -A-  | 8739400         |
| BASE -B-  | 8740600         |
| PORTA UTENSILE A BARRETTA -D-<br>SQUARE TOOL BIT -D-<br>12x12 | 8739500         |

# TORRETTE E PORTA UTENSILI DA TAGLIO FISSI TURRETS AND NOT ADJUSTABLE PART-OFF TOOLHOLDERS



## Mori Say 6/25;6/32;6/42M

lame Empire-Empire Blade



POS.6

|  | DIS.N° DRWG. N° | TIPO-TYPE |
|--|-----------------|-----------|
| <b>PORTA UTENSILE PER LAME EMPIRE</b><br><b>TOOLHOLDER FOR EMPIRE BLADE</b><br>specificare dimensione 17x1 ; 17x2 ; 17x2,5 ; 17x3 ; 17x4 ;17x5<br>specify dimension 17x1 ; 17x2 ; 17x2,5 ; 17x3 ; 17x4 ;17x5 | 808700          | A         |
| <b>PORTA UTENSILE PER LAME EMPIRE</b><br><b>TOOLHOLDER FOR EMPIRE BLADE</b><br>specificare dimensione 17x1 ; 17x2 ; 17x2,5 ; 17x3 ; 17x4 ;17x5<br>specify dimension 17x1 ; 17x2 ; 17x2,5 ; 17x3 ; 17x4 ;17x5 | 807600          | D         |

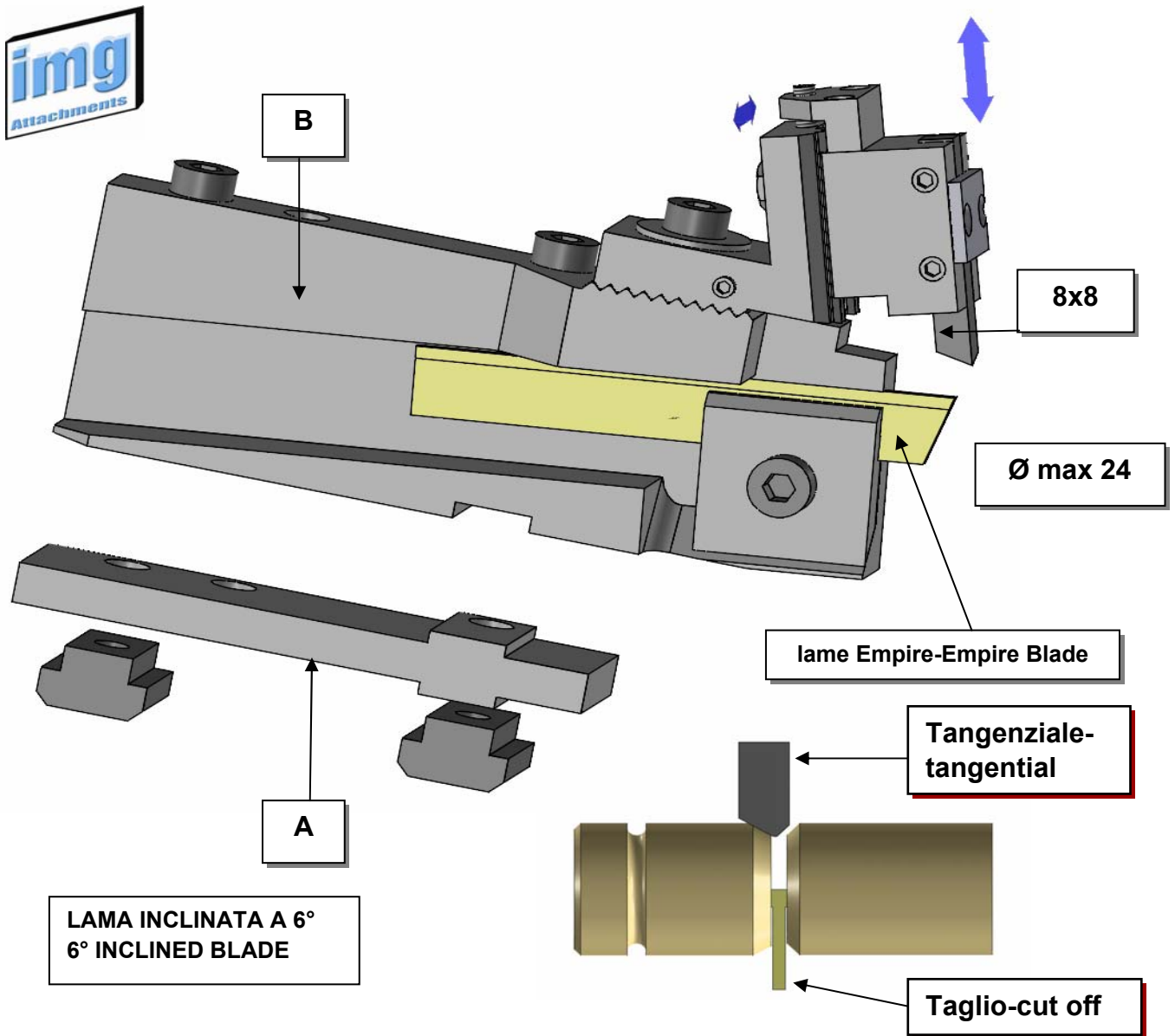
# PORTA LAME CON PORTA UTENSILE TANGENZIALE

## BLADE HOLDER WITH TANGENTIAL TOOLHOLDER

### Mori Say 6/25;6/32;6/42M

### posizione-position 6

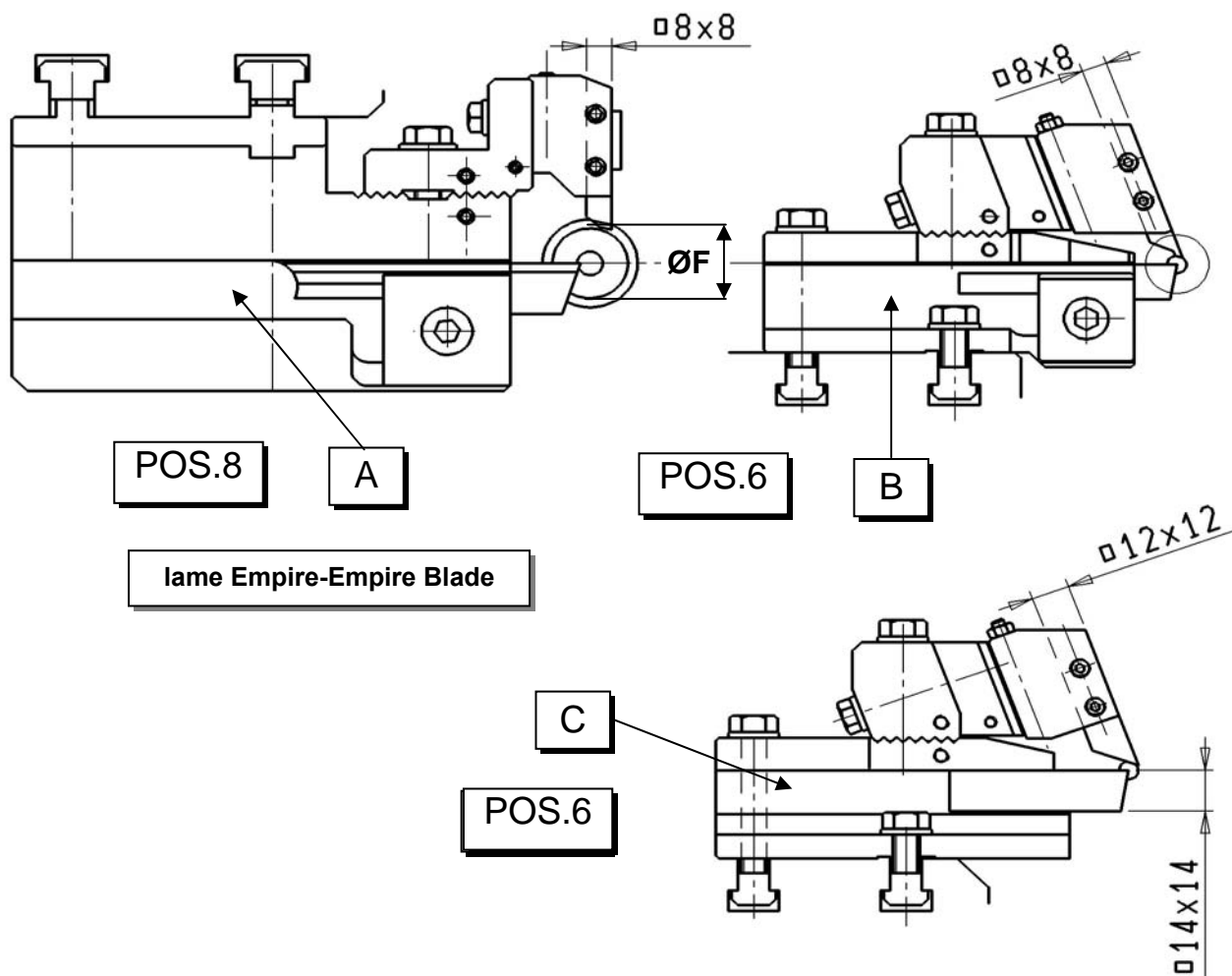
Gruppo particolarmente adatto per lavorazioni tangenziali come smussi, canaline o sbavature prima del taglio  
 Blade holder with tangential tollholder for grooving, chafering, deburring.



|  |                           |
|--|---------------------------|
| ADATTATORE -A- ADAPTOR -A-   | DIS.N° DRWG. N°<br>808900 |
| PORTA UTENSILE PER LAME EMPIRE -B-<br>TOOLHOLDER FOR EMPIRE BLADE -B-<br>specificare dimensione 17x1 ; 17x2 ; 17x2,5 ; 17x3 ; 17x4 ;17x5<br>specify dimension 17x1 ; 17x2 ; 17x2,5 ; 17x3 ; 17x4 ;17x5 | 805600                    |

# PORTA LAME CON PORTA UTENSILE TANGENZIALE BLADE HOLDER WITH TANGENTIAL TOOLHOLDER

Gruppo particolarmente adatto per lavorazioni tangenziali come smussi, canaline o sbavature prima del taglio  
Blade holder with tangential tollholder for grooving, chafering, deburring.

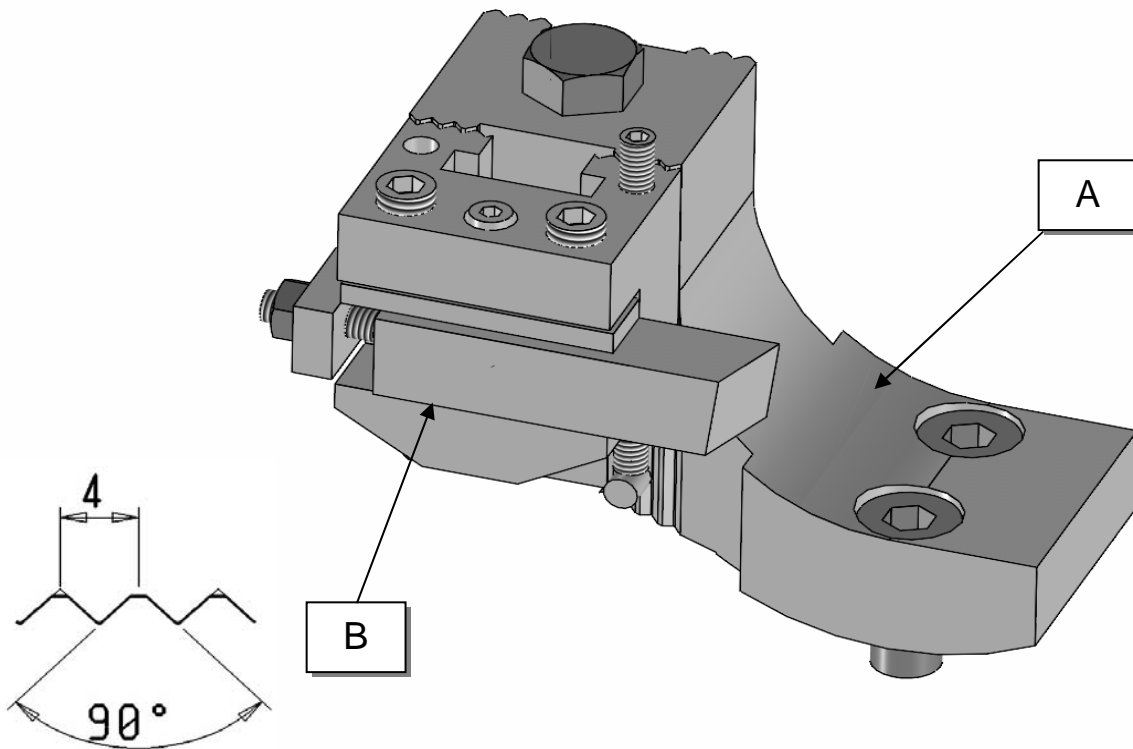


| MODELLO<br>MODEL | PORTA UTENSILE A<br>TOOLHOLDER A                | LAME EMPIRE<br>EMPIRE BLADE      |
|------------------|---|----------------------------------|
| 8/32-8/42        | 8010300 $\varnothing F$ MAX=30                  | 17x1,6<br>17x2<br>17x2,5<br>17x3 |
| MODELLO<br>MODEL | PORTA UTENSILE B<br>TOOLHOLDER B<br>CLAMP E     | LAME EMPIRE<br>EMPIRE BLADE      |
| 6/20             | 8010200 $\varnothing F$ MAX=20                  | 12x1<br>12x2x2,5<br>12x1,6       |
| MODELLO<br>MODEL | PORTA UTENSILE C<br>TOOLHOLDER C<br>12x12 14x14 |                                  |
| 6/20             | 8010500   |                                  |

# PORTA UTENSILI MODULARI A BARRETTA PER SUPPORTO CENTRALE MODULAR KNEE TOOLHOLDER FOR CENTRAL BLOCK



Particolarmente usato per torniture longitudinali e smussi  
Suitable for longitudinal turning, chamfering and facing



| MODELLO<br>MODEL                              | POS.            | TORRETTA (A) | PORTA UTENSILE -B- TOOLHOLDER -B- |       |
|---|-----------------|--------------|-----------------------------------|-------|
|   |                 | TURRET (A)   | ATTACCO SHANK b x h               |       |
|   |                 |              | 10x10                             | 12x12 |
| 6/20  | 1-2-3-4-5-6     | 956301A      | *                                 |       |
| 6/25-632-6/42M                                | 1-2-3-4-5-6     | 957301A      |                                   | *     |
| 6/42M per Ø superiori a 32mm-for<br>Ø over 32 | 1-2-3-4-5-6     | 958401A      |                                   | *     |
| 8/32-8/42                                     | 1-2-3-4-5-6-7-8 | 957301A      |                                   | *     |

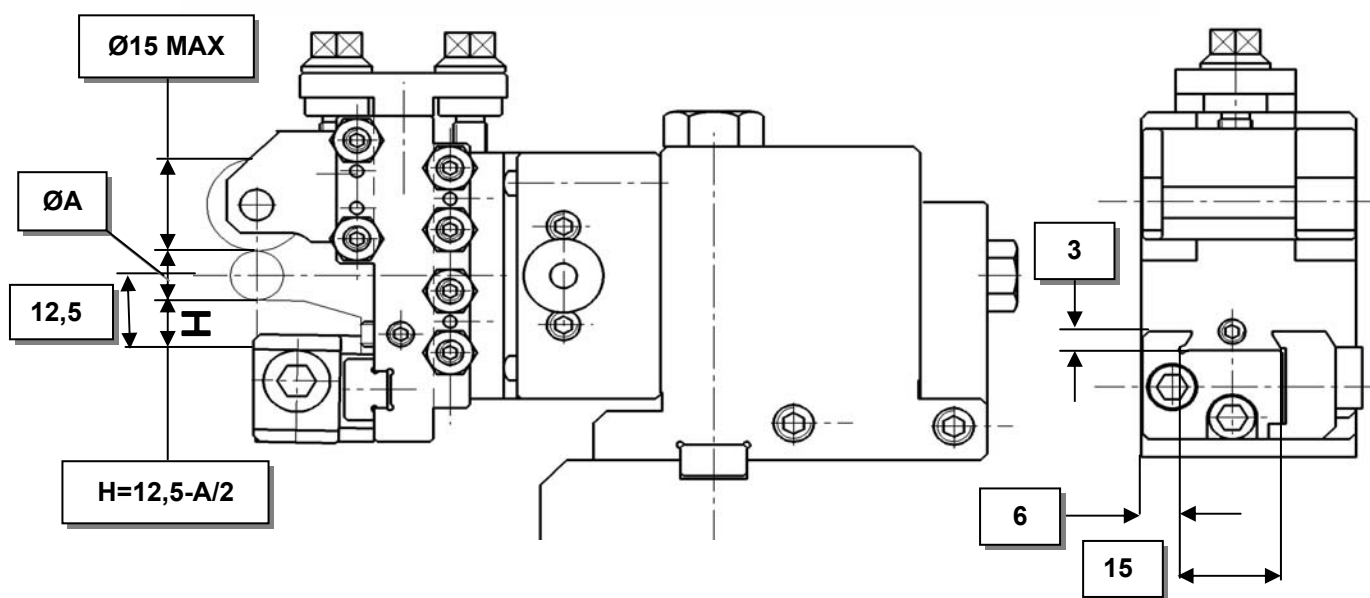
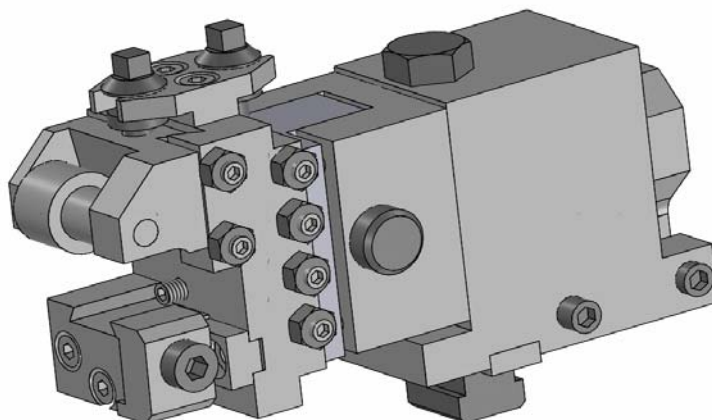


# CALBRATORE PER PICCOLI DIAMETRI SMALL SHAVING TOOLHOLDER

CALBRATORE PER PICCOLI DIAMETRI N°7610600 PER ØA MAX 10mm  
SHAVING FOR SMALL DIAMETER N°7610600-1 FOR ØA MAX 10mm

## Mori Say 6/20 POS.2-3-4-5

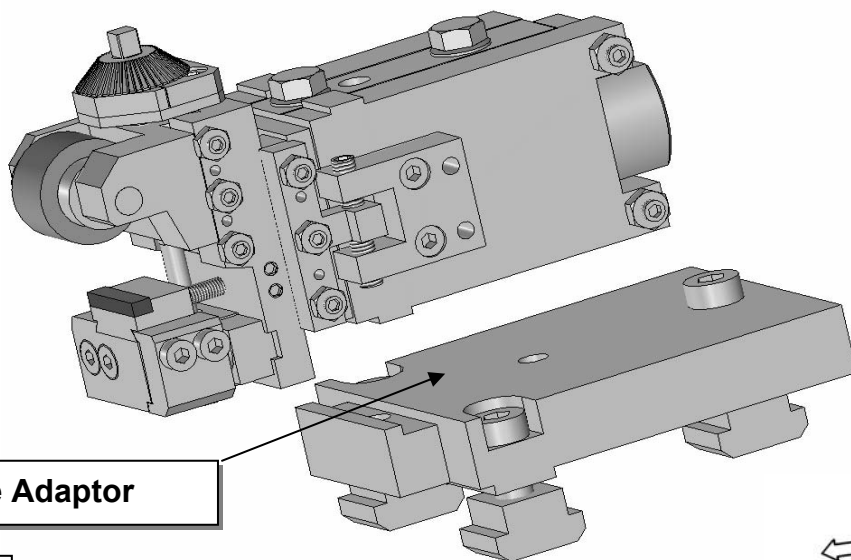
Calibratore oscillante particolarmente adatto per lavorazione precise di piccoli diametri  
Floating shaving suitable for small diameter



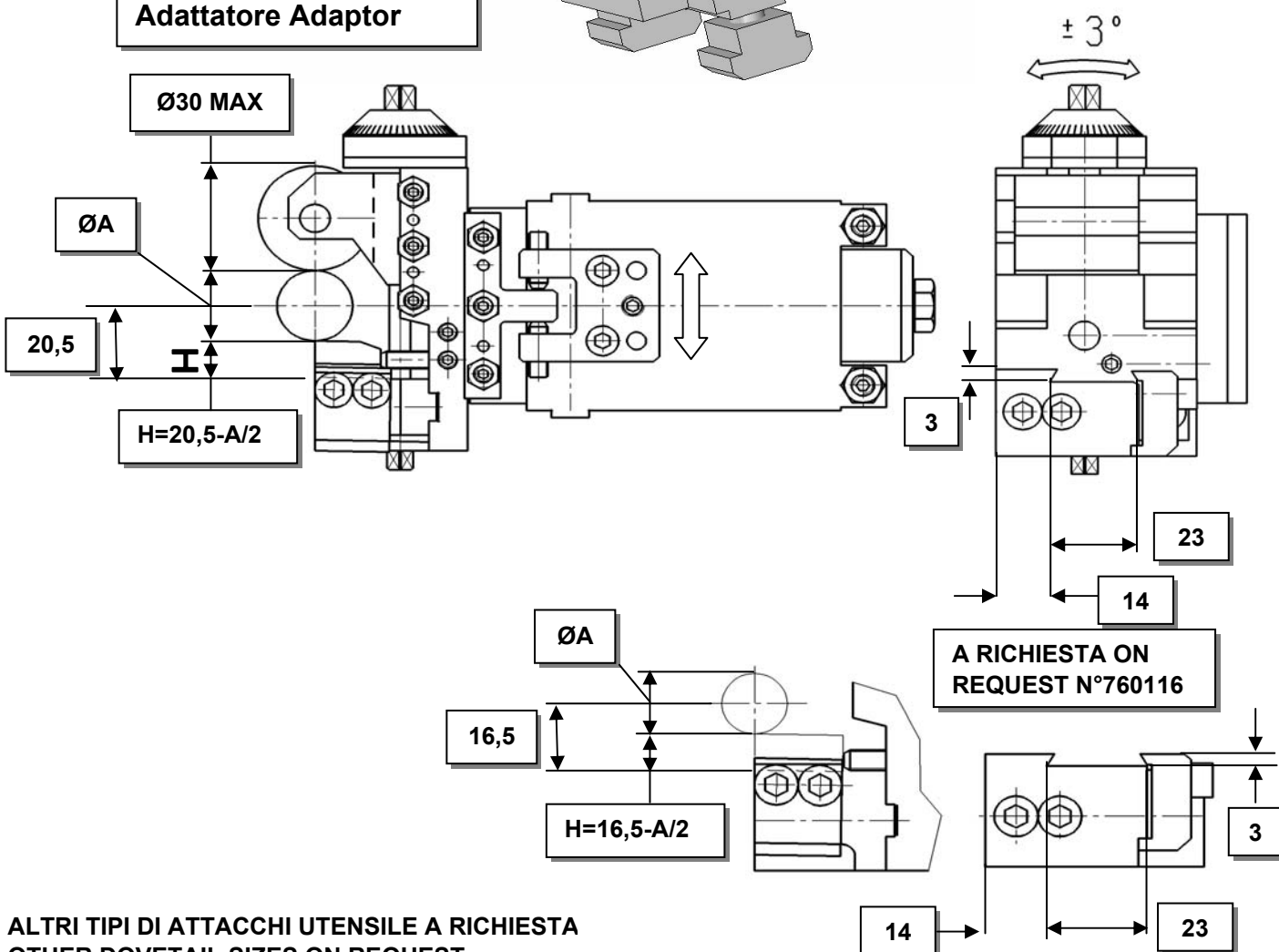
# CALBRATORI-SHAVING TOOLHOLDERS (SIZING)

**CALBRATORE N°7616300 PER ØA MAX 22mm**  
**SHAVING TOOLHOLDER N°7616300 FOR ØA MAX Ø22mm**

Calibratore normalmente montato sui torni Mori Say 6/20  
 Può essere montato su altri tipi di tornio usando gli appositi adattatori  
 Shaving attachment for Mori Say 6/20, for other machines adapter is necessary



**Adattatore Adaptor**



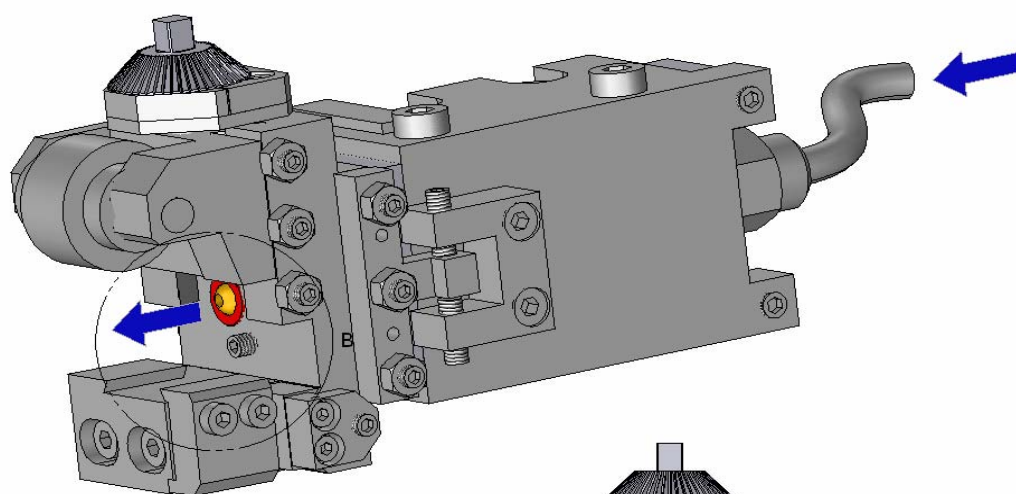
**ALTRI TIPI DI ATTACCHI UTENSILE A RICHIESTA**  
**OTHER DOVETAIL SIZES ON REQUEST**

| MODELLO        | ADATTATORE | POS.      |
|----------------|------------|-----------|
| 6/20           | -          | 2-3-4-5   |
| 6/25;6/32;6/42 | 767700     | 3-4-5     |
| 8/32;8/42      | 767700     | 3-4-5-6-7 |

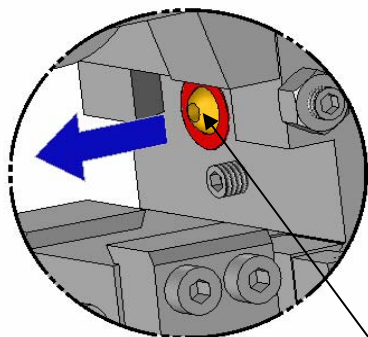
# CALIBRATORI-SHAVING TOOLHOLDERS (SIZING)

**CALIBRATORE CON PORTA UTENSILE REGOLABILE E REFRIGERAZIONE DIRETTA SULL'UTENSILE PER ØA MAX 22mm**

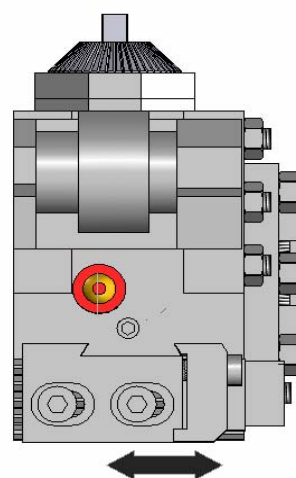
**SHAVING ATTACHMENT WITH ADJUSTABLE TOOLHOLDER AND DIRECT COOLING ON THE TOOL FOR ØA MAX 22mm**



**n° 7614200**



**Ugello orientabile per refrigerante  
Coolant revolving nozzle**



**Caratteristiche dimensionali vedi pagina 24.0  
Dimensions see pag. 24.0**

| MODELLO        | ADATTATORE | POS.      |
|----------------|------------|-----------|
| 6/20           | -          | 2-3-4-5   |
| 6/25;6/32;6/42 | 767700     | 3-4-5     |
| 8/32;8/42      | 767700     | 3-4-5-6-7 |

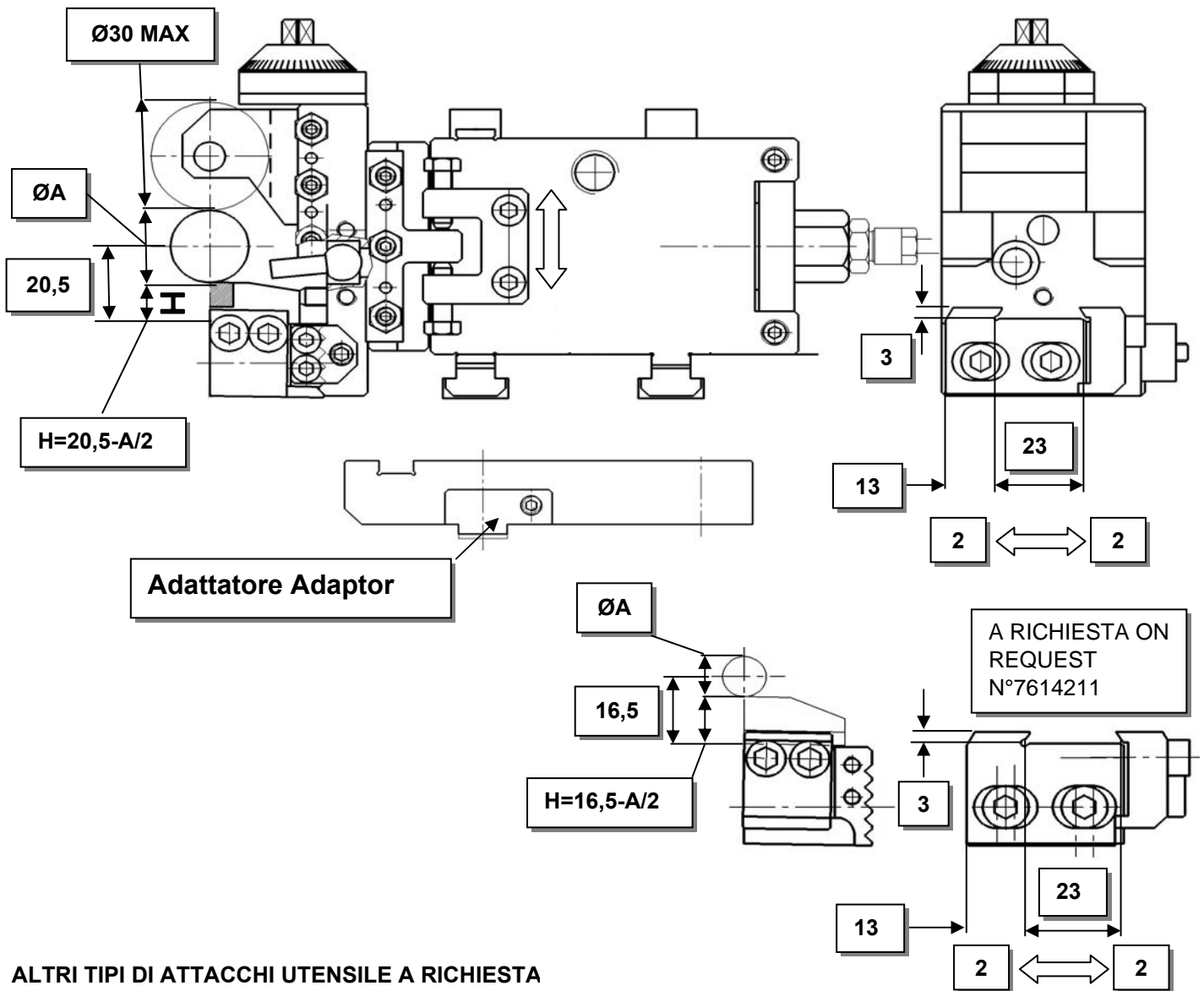
# CALIBRATORI-SHAVING TOOLHOLDERS (SIZING)

CALIBRATORE CON PORTA UTENSILE REGOLABILE E REFRIGERAZIONE DIRETTA SULL'UTENSILE PER ØA MAX 22mm

SHAVING ATTACHMENT WITH ADJUSTABLE TOOLHOLDER AND DIRECT COOLING ON THE TOOL FOR ØA MAX Ø22mm



n° 7614200

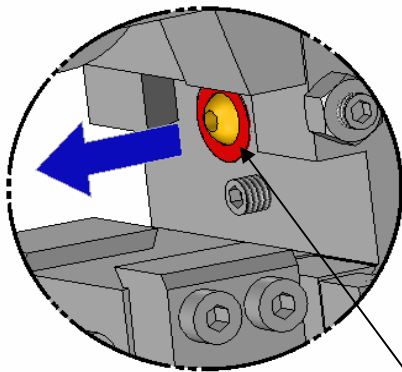
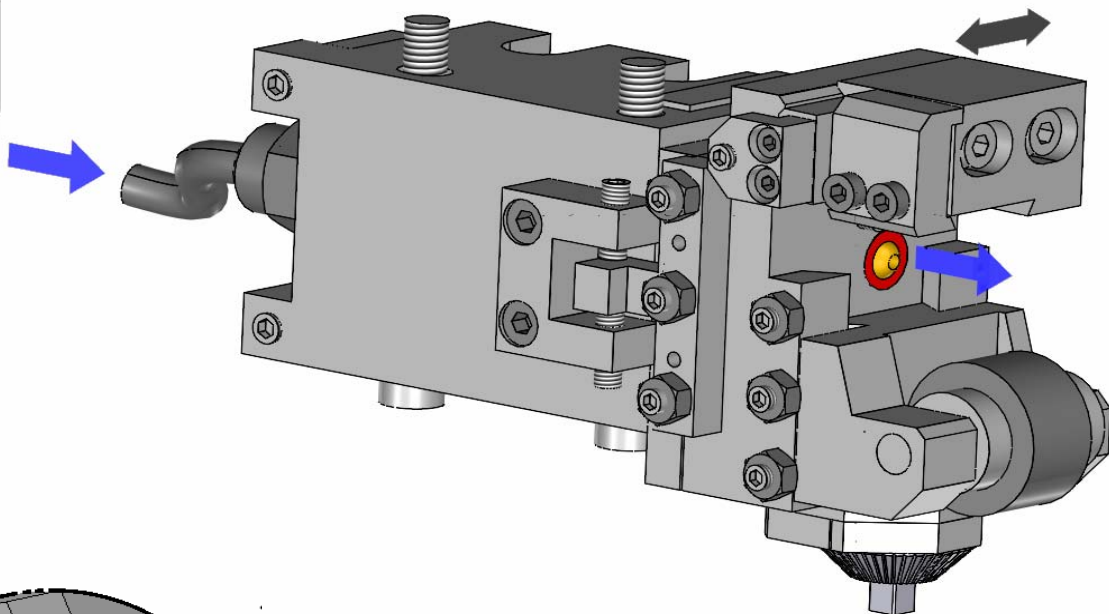


ALTRI TIPI DI ATTACCHI UTENSILE A RICHIESTA  
OTHER DOVETAIL SIZES ON REQUEST

# CALIBRATORI-SHAVING TOOLHOLDERS (SIZING)

**CALIBRATORE CON PORTA UTENSILE REGOLABILE, REFRIGERAZIONE DIRETTA SULL'UTENSILE E SLITTA MAGGIORATA PER AUMENTARE STABILITA' E PRECISIONE PER ØA MAX 22mm**

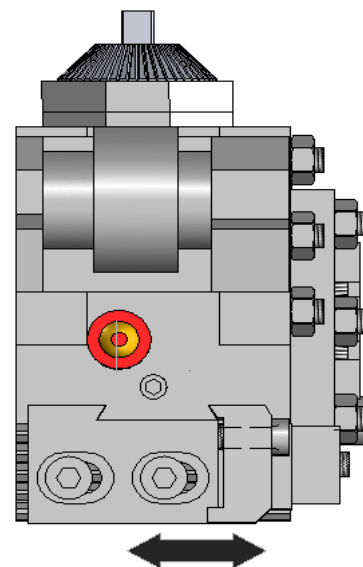
**SHAVING ATTACHMENT WITH ADJUSTABLE TOOLHOLDER, DIRECT COOLING ON THE TOOL AND OVERSIZE SLIDE TO INCREASE STABILITY FOR ØA MAX Ø22mm**



**n° 7615900**

**Ugello orientabile per refrigerante  
Coolant revolving nozzle**

**Caratteristiche dimensionali vedi pagina 26.0  
Dimensions see pag. 26.0**



| MODELLO        | ADATTATORE | POS.      |
|----------------|------------|-----------|
| 6/20           | -          | 2-3-5     |
| 6/25;6/32;6/42 | 767700     | 3-4-5     |
| 8/32;8/42      | 767700     | 3-4-5-6-7 |

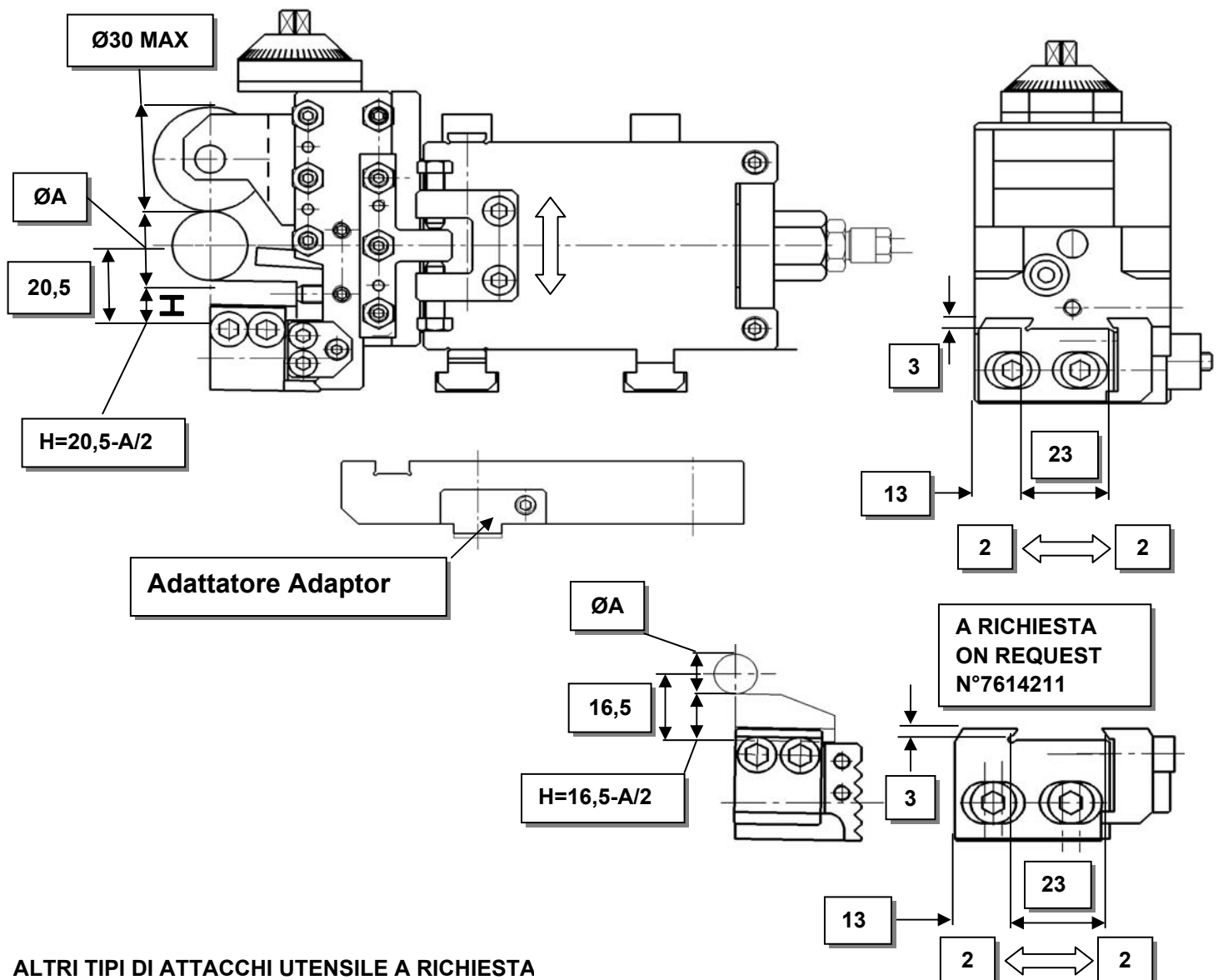
# CALIBRATORI-SHAVING TOOLHOLDERS (SIZING)

CALIBRATORE CON PORTA UTENSILE REGOLABILE, REFRIGERAZIONE DIRETTA SULL'UTENSILE E SLITTA MAGGIORATA PER AUMENTARE STABILITA' E PRECISIONE PER ØA MAX 22mm

SHAVING ATTACHMENT WITH ADJUSTABLE TOOLHOLDER, DIRECT COOLING ON THE TOOL AND OVERSIZE SLIDE TO INCREASE STABILITY FOR ØA MAX 22mm



n° 7615900



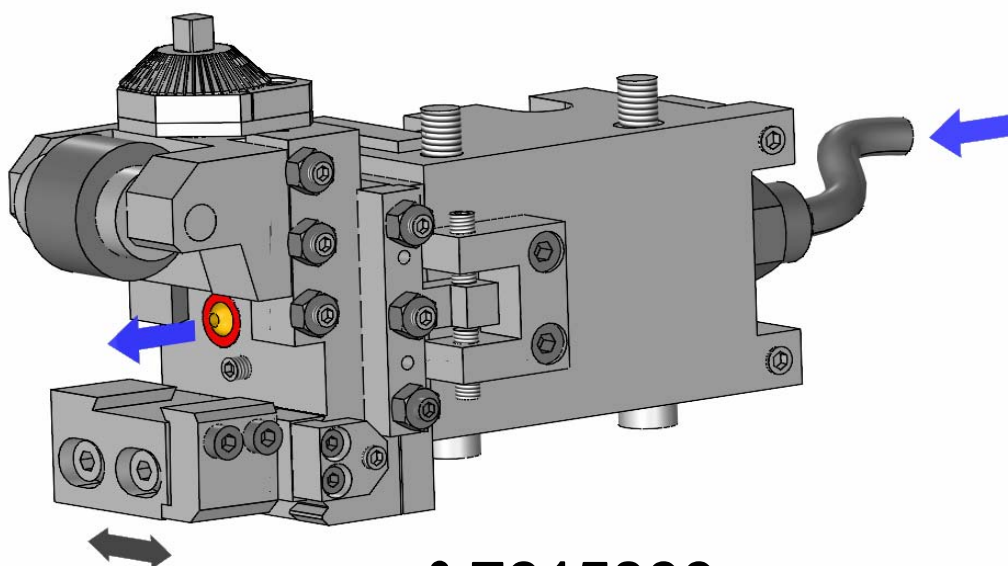
ALTRI TIPI DI ATTACCHI UTENSILE A RICHIESTA  
OTHER DOVETAIL SIZES ON REQUEST



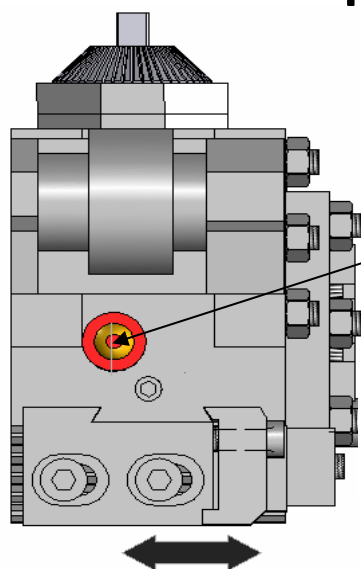
# CALIBRATORI-SHAVING TOOLHOLDERS (SIZING)

CALIBRATORE CON PORTA UTENSILE REGOLABILE, REFRIGERAZIONE DIRETTA SULL'UTENSILE E SLITTA MAGGIORATA PER AUMENTARE STABILITA' E PRECISIONE PER ØA MAX 22mm

SHAVING ATTACHMENT WITH ADJUSTABLE TOOLHOLDER, DIRECT COOLING ON THE TOOL AND OVERSIZE SLIDE TO INCREASE STABILITY FOR ØA MAX 22mm



n° 7615800



Ugello orientabile per refrigerante  
Coolant revolving nozzle

Caratteristiche dimensionali vedi pagina 28.0  
Dimensions see pag. 28.0

| MODELLO        | ADATTATORE | POS.      |
|----------------|------------|-----------|
| 6/20           | -          | 4         |
| 6/25;6/32;6/42 | 767700     | 3-4-5     |
| 8/32;8/42      | 767700     | 3-4-5-6-7 |

# CALIBRATORI-SHAVING TOOLHOLDERS (SIZING)

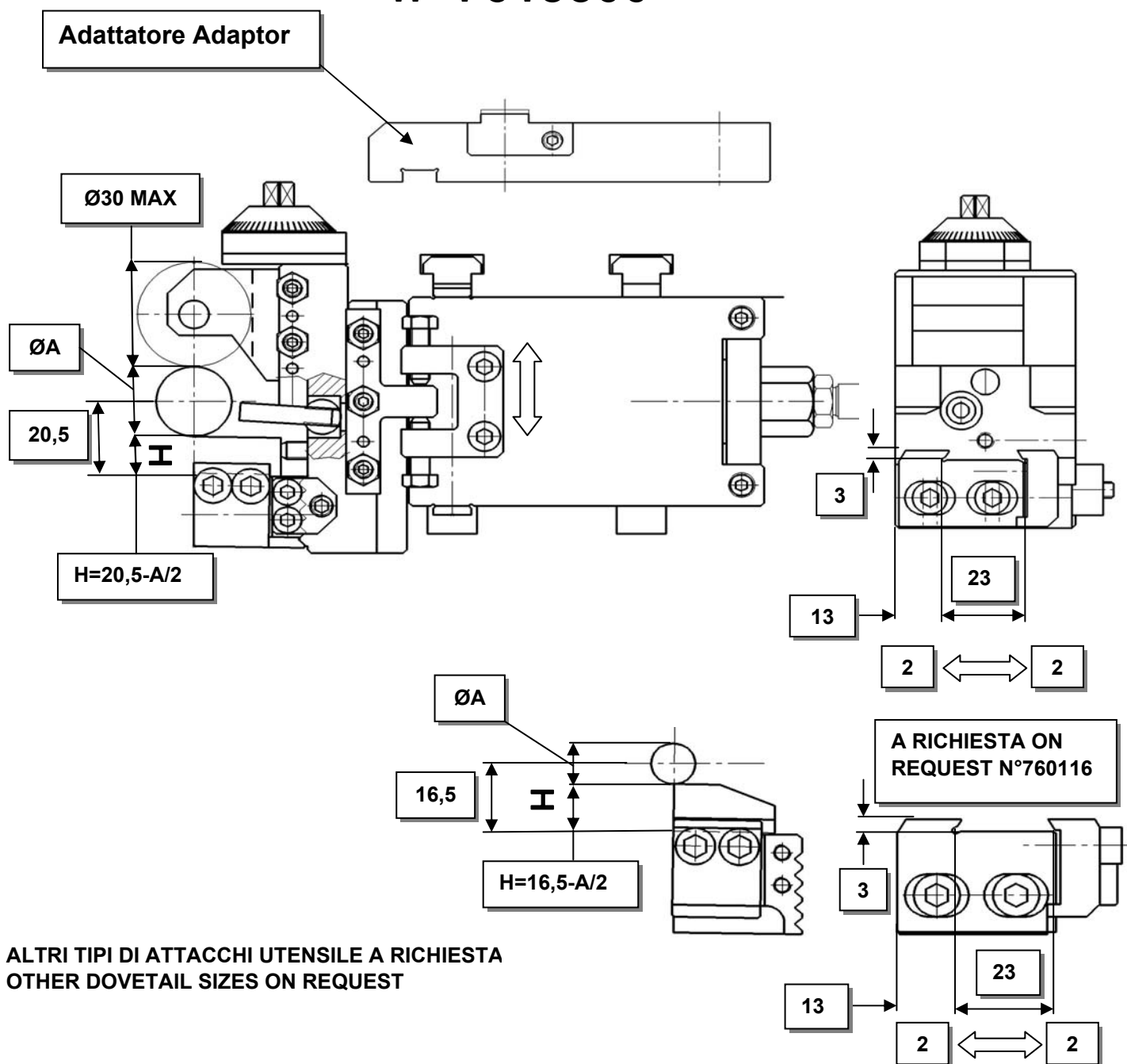
CALIBRATORE CON PORTA UTENSILE REGOLABILE, REFRIGERAZIONE DIRETTA SULL'UTENSILE E SLITTA MAGGIORATA PER AUMENTARE STABILITA' E PRECISIONE PER ØA MAX 22mm

SHAVING ATTACHMENT WITH ADJUSTABLE TOOLHOLDER, DIRECT COOLING ON THE TOOL AND OVERSIZE SLIDE TO INCREASE STABILITY FOR ØA MAX 22mm



n° 7615800

Adattatore Adaptor



ALTRI TIPI DI ATTACCHI UTENSILE A RICHIESTA  
OTHER DOVETAIL SIZES ON REQUEST

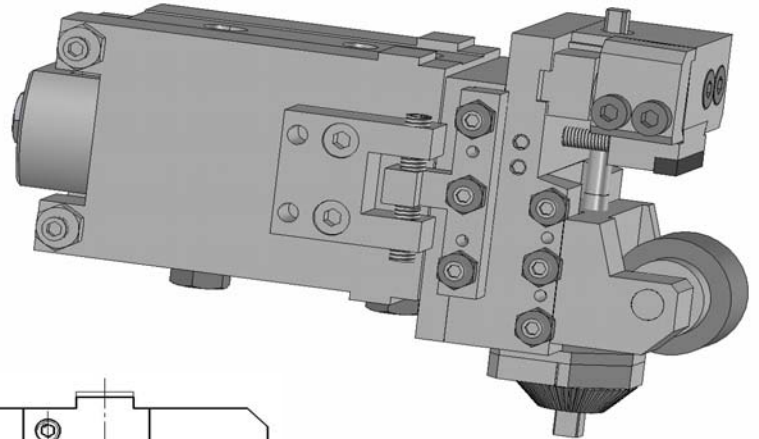


# CALBRATORI-SHAVING TOOLHOLDERS (SIZING)

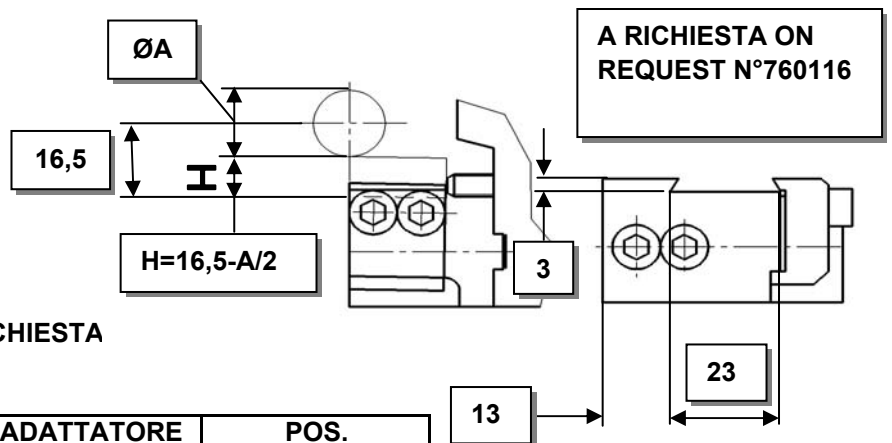
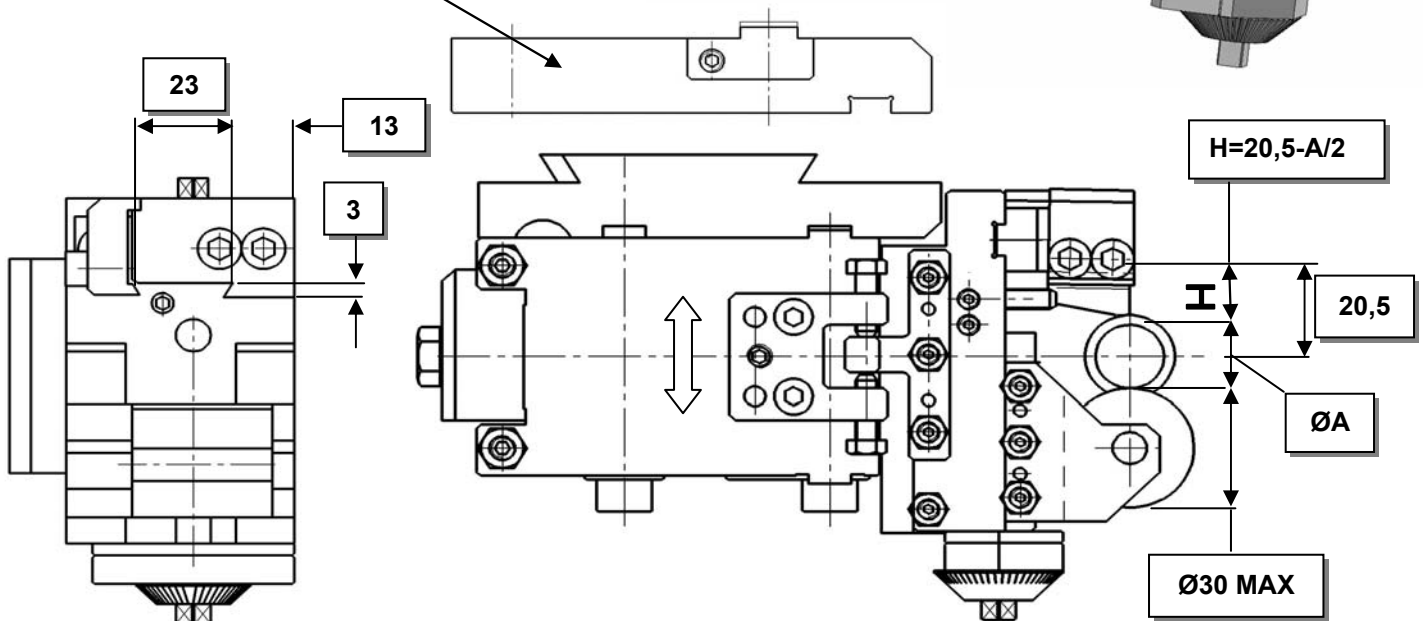
**CALBRATORE CON SLITTA MAGGIORATA PER AUMENTARE STABILITA' E PRECISIONE PER ØA MAX 22mm**  
**SHAVING ATTACHMENT WITH OVERSIZE SLIDE TO INCREASE STABILITY AND PRECISION FOR ØA MAX 22mm**



n° 7616400



Adattatore Adaptor



ALTRI TIPI DI ATTACCHI UTENSILE A RICHIESTA  
 OTHER DOVETAIL SIZES ON REQUEST

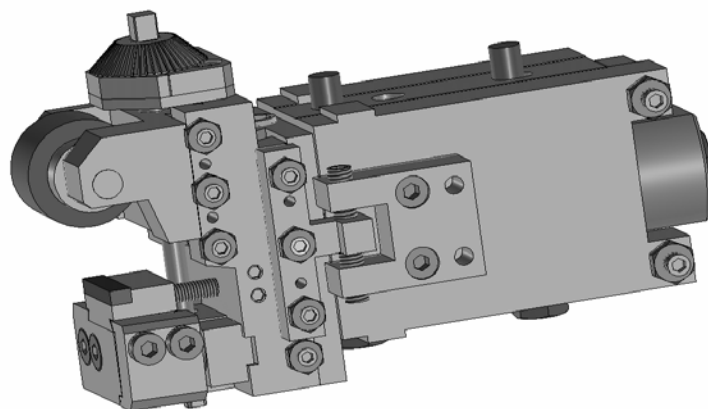
| MODELLO        | ADATTATORE | POS.      |
|----------------|------------|-----------|
| 6/20           | -          | 2-3-5     |
| 6/25;6/32;6/42 | 767700     | 3-4-5     |
| 8/32;8/42      | 767700     | 3-4-5-6-7 |

# CALIBRATORI-SHAVING TOOLHOLDERS (SIZING)

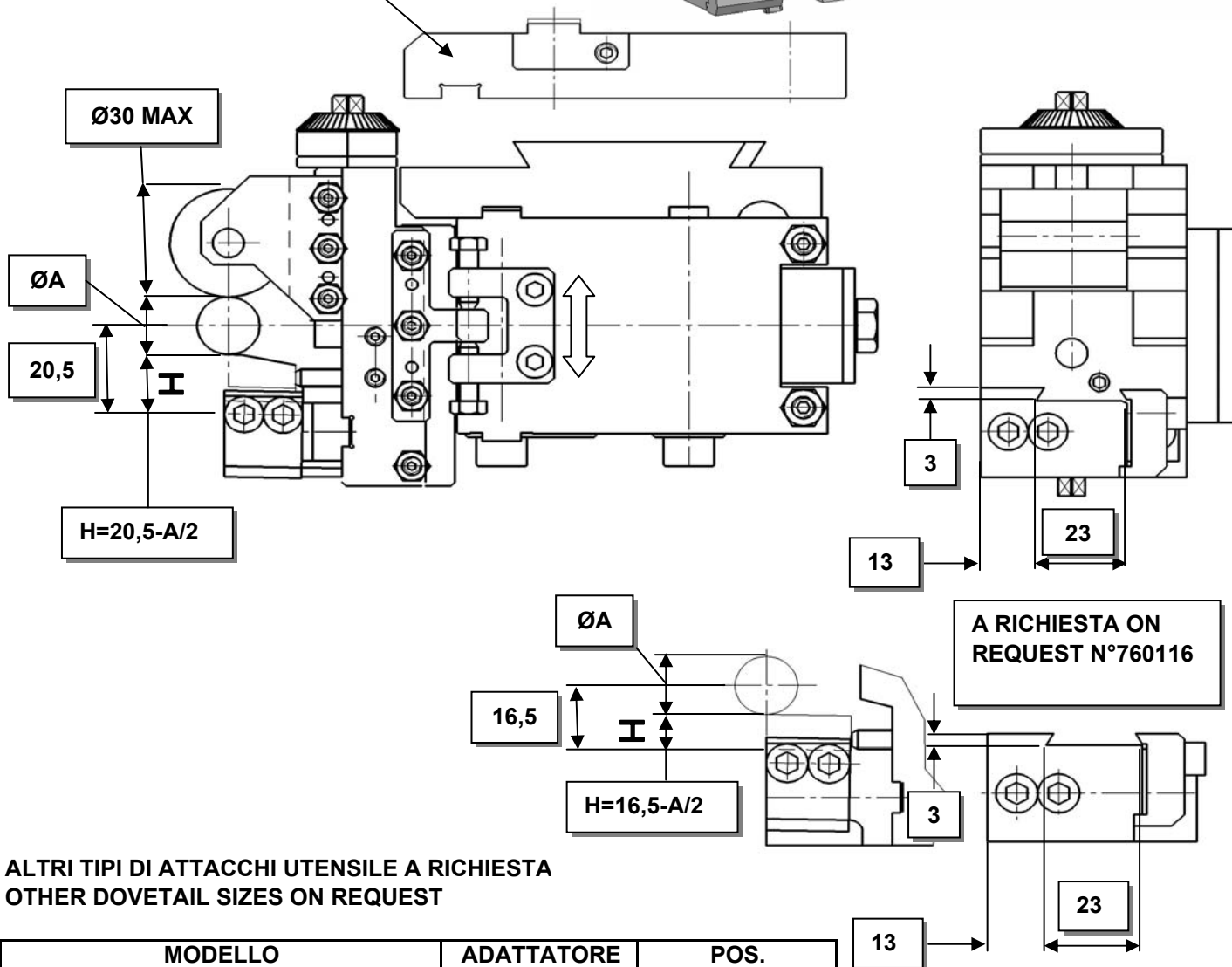
CALIBRATORE CON SLITTA MAGGIORATA PER AUMENTARE STABILITA' E PRECISIONE PER ØA MAX 22mm  
 SHAVING ATTACHMENT WITH OVERSIZE SLIDE TO INCREASE STABILITY AND PRECISION FOR ØA MAX 22mm



n° 7616500



Adattatore Adaptor

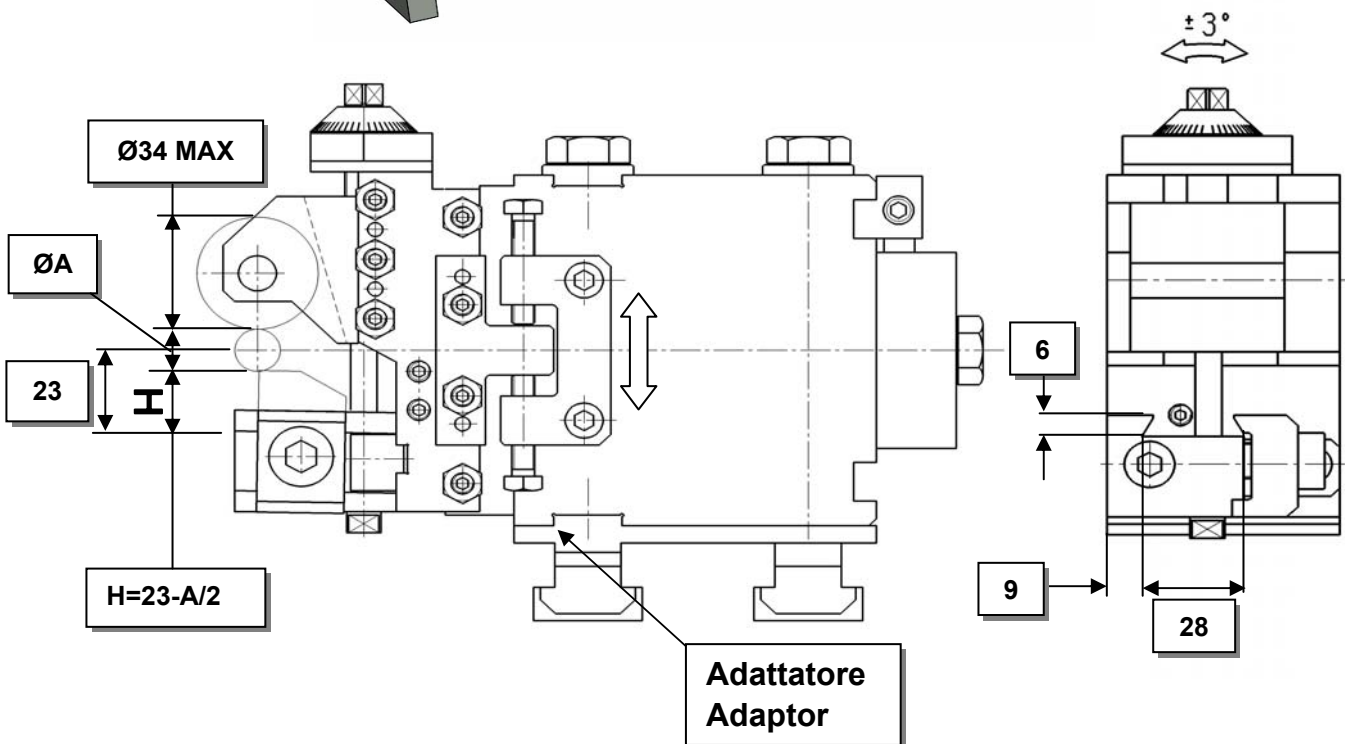
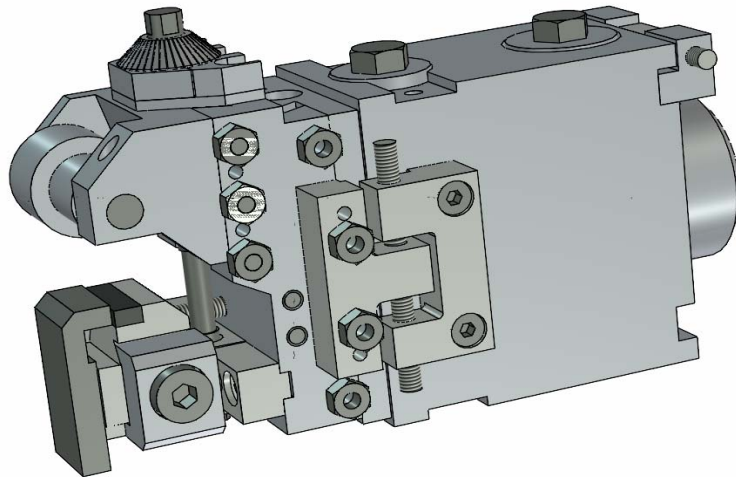


ALTRI TIPI DI ATTACCHI UTENSILE A RICHIESTA  
 OTHER DOVETAIL SIZES ON REQUEST

| MODELLO        | ADATTATORE | POS.      |
|----------------|------------|-----------|
| 6/20           | -          | 4         |
| 6/25;6/32;6/42 | 767700     | 3-4-5     |
| 8/32;8/42      | 767700     | 3-4-5-6-7 |

# CALBRATORI-SHAVING TOOLHOLDERS (SIZING)

CALBRATORE N°761600-1 PER ØA MAX 26mm  
 SHAVING TOOLHOLDER N°761600-1 FOR ØA MAX 26mm



ALTRI TIPI DI ATTACCHI UTENSILE A RICHIESTA  
 OTHER DOVETAIL SIZES ON REQUEST

| MODELLO        | ADATTATORE | POS.      |
|----------------|------------|-----------|
| 6/25;6/32;6/42 | 763500     | 2-3-4-5   |
| 8/32;8/42      | 763500     | 3-4-5-6-7 |

# CALBRATORI-SHAVING TOOLHOLDERS (SIZING)

CALIBRATORE CON REFRIGERAZIONE DIRETTA SULL'UTENSILE

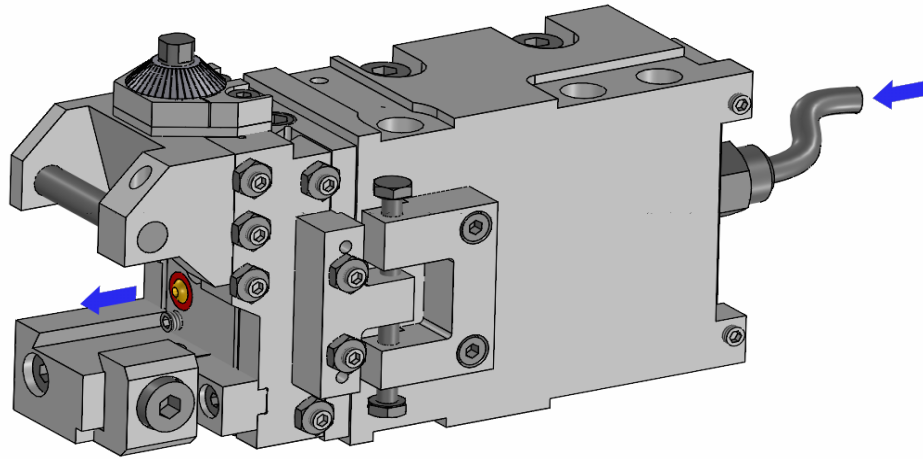
BLOCCAGGIO DEL GAMBOPER REGOLARE ASSIALMENTE SENZA PERDERE

LA CONICITA' E VICEVERSA Ø26 MAX

SHAVING ATTACHMENT WITH DIRECT COOLING ON THE TOOL FOR ØA MAX 26mm

SMOOTHER SLIDING. INDEPENDENT SHAPE FIXING FOR AN EASIER AXIAL

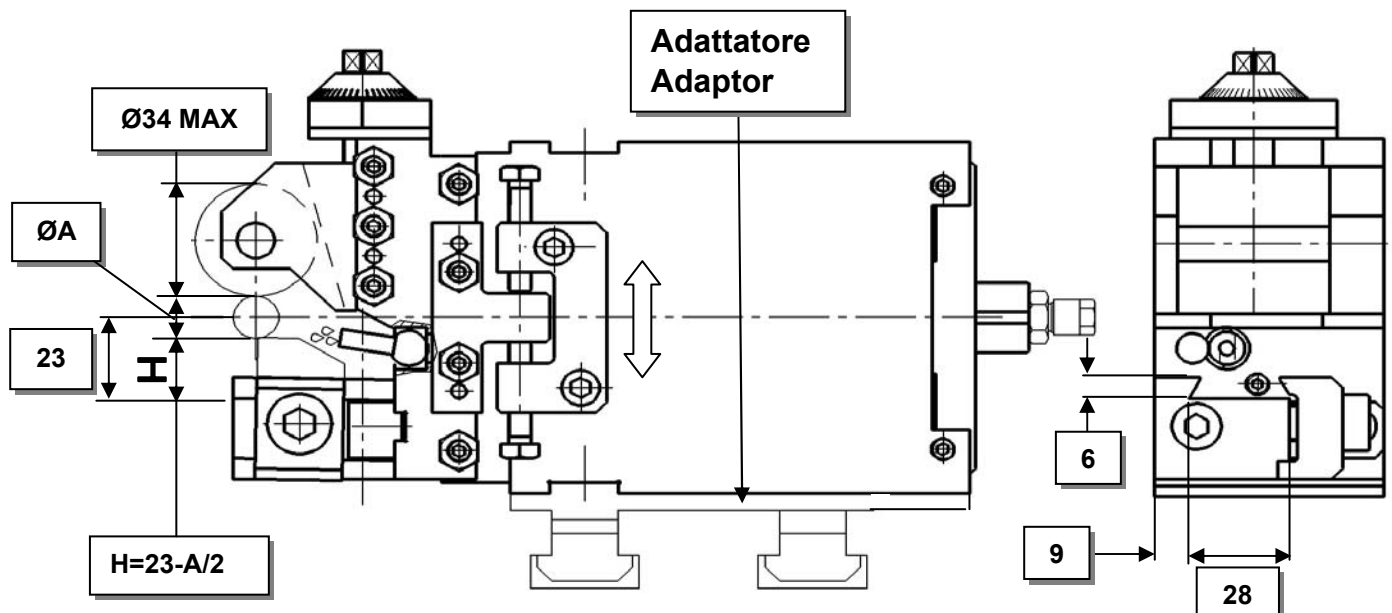
AND TAPER ADJUSTMENT Ø26 MAX



## n° 7616800

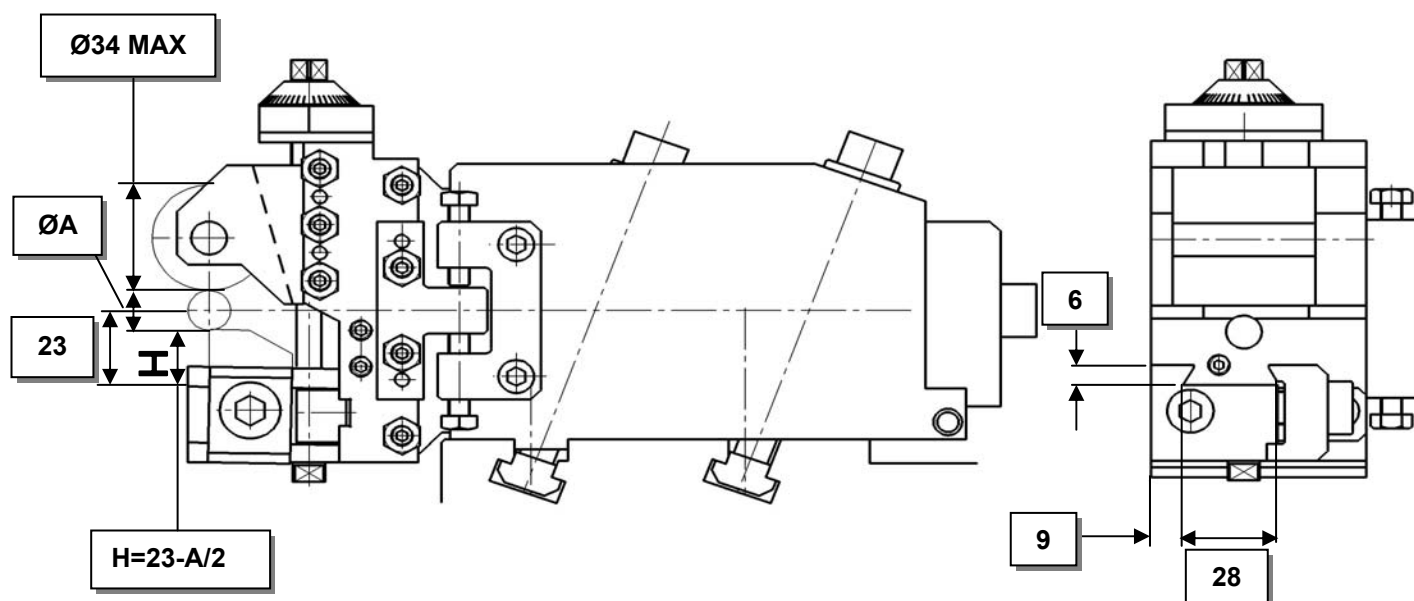
Ugello orientabile per refrigerante  
Coolant revolving nozzle

ALTRI TIPI DI ATTACCHI UTENSILE A RICHIESTA  
OTHER DOVETAIL SIZES ON REQUEST



| MODELLO   | POS.      | ADATTATORE ADAPTOR N° |
|-----------|-----------|-----------------------|
| MODEL     |           |                       |
| 6/25;6/32 | 2-3-4-5   | 7617000               |
| 6/42M     | (2)3-4-5  | 7617000               |
| 8/32-842  | 3-4-5-6-7 | 7617000               |

# CALBRATORI-SHAVING TOOLHOLDERS (SIZING)

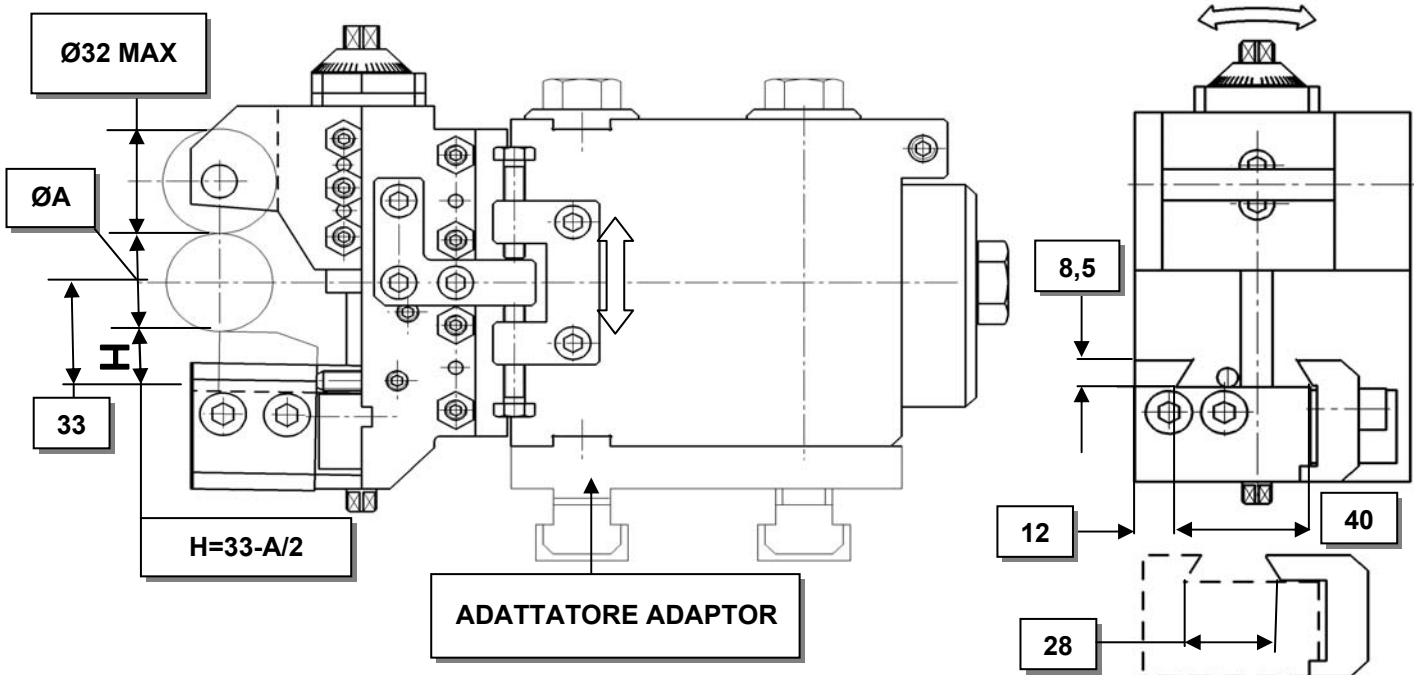
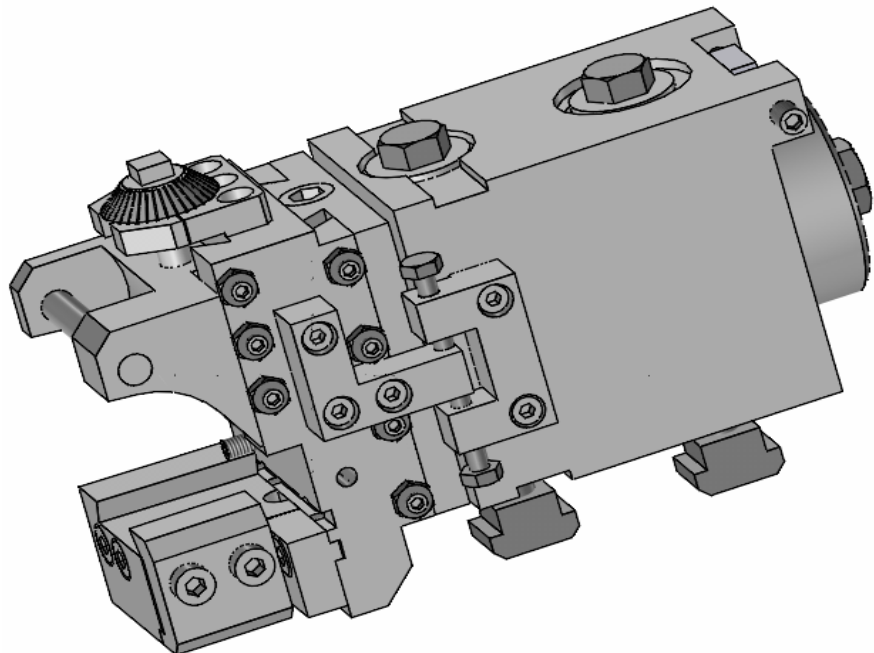


**TAJMAC**

| MODELLO |         |       |       | CALBRATORE |      |
|---------|---------|-------|-------|------------|------|
| MODEL   | POS.    | A MAX | D MAX | SHAVING    | EURO |
|         |         |       |       | N°         |      |
| TM 6/26 | 2-3-4-5 | 26,00 | 34,00 | 7612200    | 1895 |

# CALIBRATORI-SHAVING TOOLHOLDERS (SIZING)

**CALIBRATORE N°760200-1 PER ØA MAX 34mm**  
**SHAVING TOOLHOLDER N°760200-1 FOR ØA MAX 34mm**

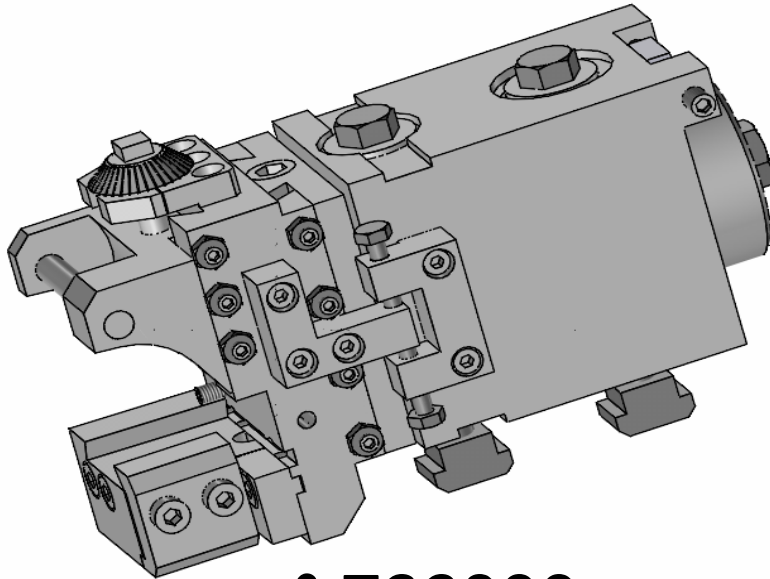


| MODELLO        | ADATTATORE | POS.      |
|----------------|------------|-----------|
| 6/25;6/32;6/42 | 765900     | 3-4-5     |
| 8/32;8/42      | 765900     | 3-4-5-6-7 |

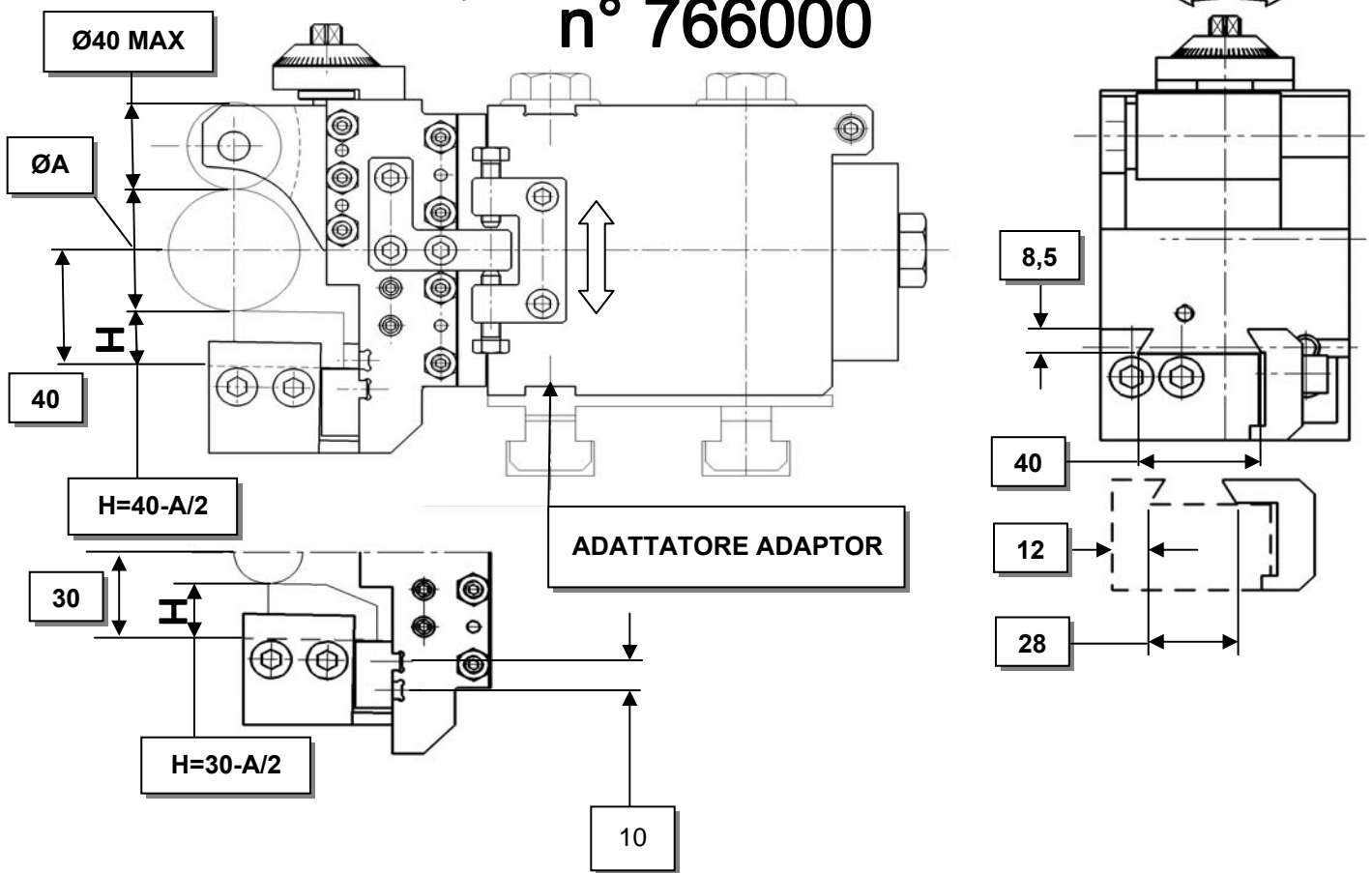


# CALIBRATORI-SHAVING TOOLHOLDERS (SIZING)

**CALBRATORE N°766000 PER ØA MAX 46mm**  
**SHAVING TOOLHOLDER N°766000 FOR ØA 46mm**



**n° 766000**



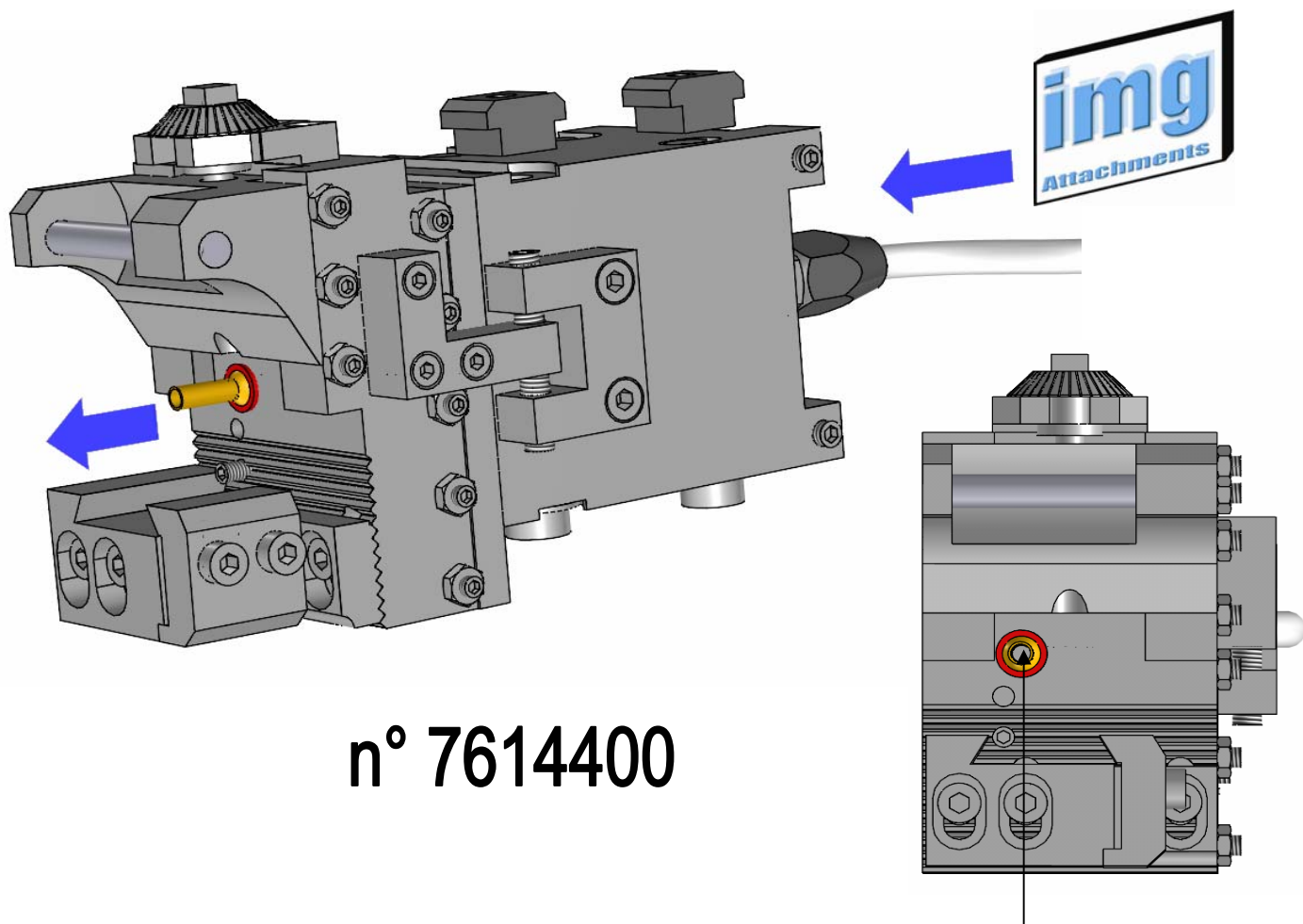
| MODELLO        | ADATTATORE | POS.      |
|----------------|------------|-----------|
| 6/25;6/32;6/42 | 765900     | 3-4-5     |
| 8/32;8/42      | 765900     | 3-4-5-6-7 |



# CALBRATORI-SHAVING TOOLHOLDERS (SIZING)

CALBRATORE CON REFRIGERAZIONE INTERNA DIRETTA SULL'UTENSILE , REGOLAZIONE IN ALTEZZA DELL'UTENSILE MEDIANTE DENTATURA VDI , SLITTA LUNGA CON LUBRIFICAZIONE PER AUMENTARE STABILITA' E PRECISIONE.IL BLOCCAGGIO SUL CARRELLO E' INDIPENDENTE DAL BLOCCAGGIO DEL GAMBO PER REGOLARE ASSIALMENTE SENZA PERDERE LA CONICITA' .PER ØA MAX 42mm

SHAVING ATT. WITH INTERNAL COOLING DIRECTLY ON THE TOOL. NEW TOOL HOLDER WITH RADIAL ADJUSTMENT AND VDI FIXING. LUBRICATED AND EXTENDED SLIDE FOR A GREATER RIGIDITY AND SMOOTHER SLIDING. INDIPENDENT SHAVE FIXING FOR AN EASIER AXIAL AND TAPER ADJUSTMENT. FOR ØA MAX 42mm



n° 7614400

Ugello orientabile per refrigerante  
Coolant revolving nozzle

Caratteristiche dimensionali vedi pagina 36.0  
Dimensions see pag. 36.0

| MODELLO        | ADATTATORE | POS.  |
|----------------|------------|-------|
| 6/25;6/32;6/42 | 765900     | 4     |
| 8/32-8/42      | 765900     | 3-5-7 |

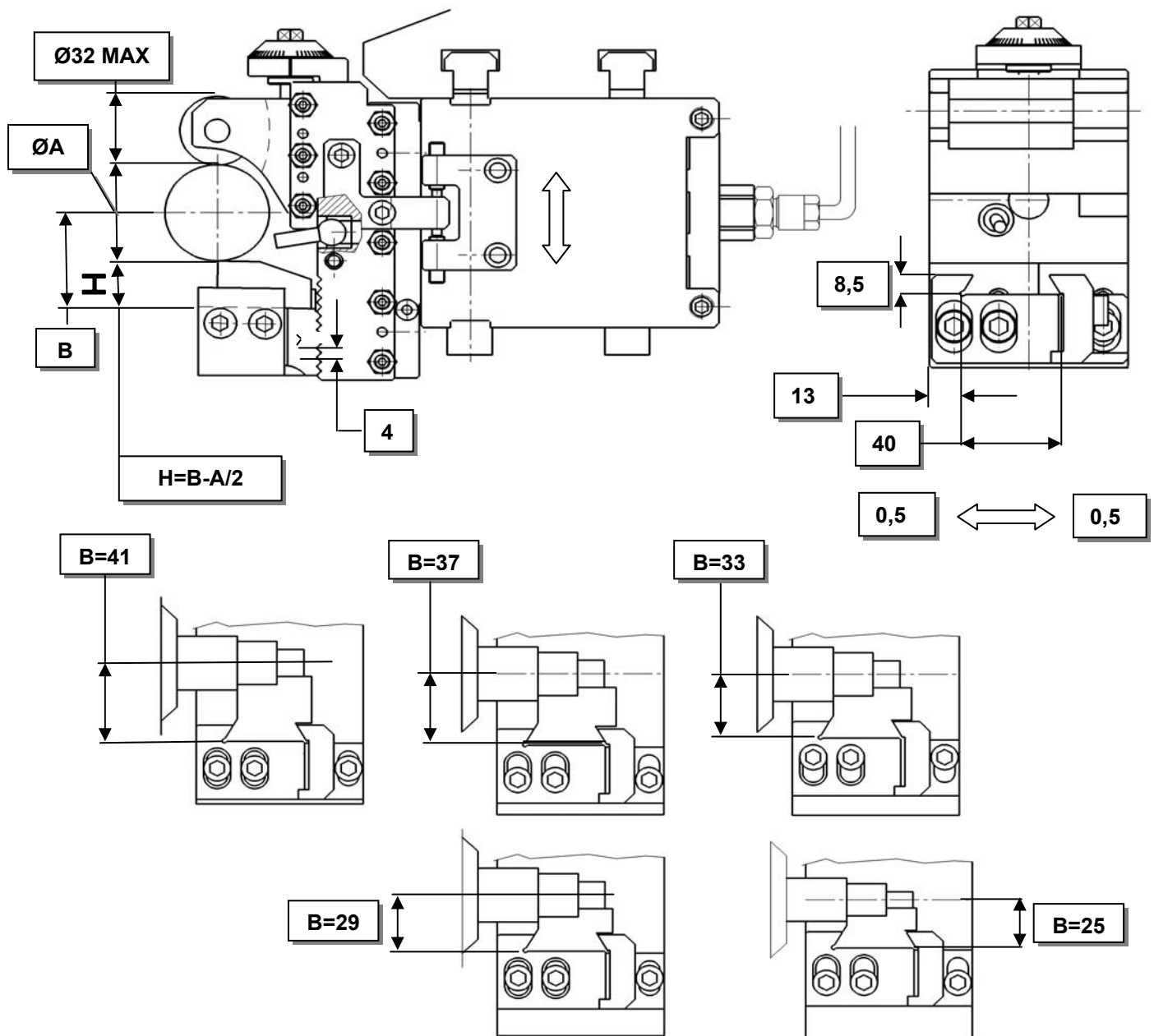
# CALBRATORI-SHAVING TOOLHOLDERS (SIZING)

CALBRATORE CON REFRIGERAZIONE INTERNA DIRETTA SULL'UTENSILE , REGOLAZIONE IN ALTEZZA DELL'UTENSILE MEDIANTE DENTATURA VDI , SLITTA LUNGA CON LUBRIFICAZIONE PER AUMENTARE STABILITA' E PRECISIONE.IL BLOCCAGGIO SUL CARRELLO E' INDIPENDENTE DAL BLOCCAGGIO DEL GAMBO PER REGOLARE ASSIALMENTE SENZA PERDERE LA CONICITA' .PER ØA MAX 42mm

SHAVING ATT. WITH INTERNAL COOLING DIRECTLY ON THE TOOL. NEW TOOL HOLDER WITH RADIAL ADJUSTMENT AND VDI FIXING. LUBRICATED AND EXTENDED SLIDE FOR A GREATER RIGIDITY AND SMOOTHER SLIDING. INDIPENDENT SHAVE FIXING FOR AN EASIER AXIAL AND TAPER ADJUSTMENT. FOR ØA MAX 42mm



## n° 7614400

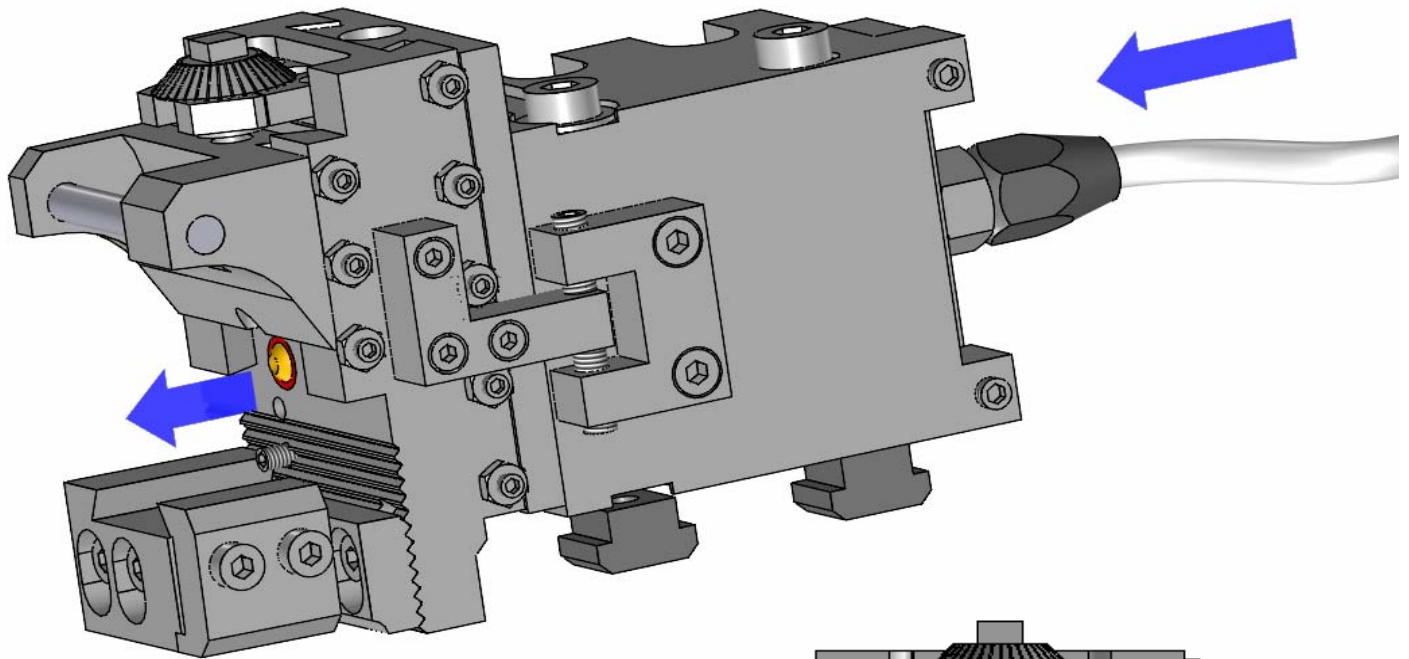


ALTRI TIPI DI ATTACCHI UTENSILE A RICHIESTA OTHER DOVETAIL SIZES ON REQUEST

# CALIBRATORI-SHAVING TOOLHOLDERS (SIZING)

CALIBRATORE CON REFRIGERAZIONE INTERNA DIRETTA SULL'UTENSILE , REGOLAZIONE IN ALTEZZA DELL'UTENSILE MEDIANTE DENTATURA VDI , SLITTA LUNGA CON LUBRIFICAZIONE PER AUMENTARE STABILITA' E PRECISIONE.IL BLOCCAGGIO SUL CARRELLO E' INDIPENDENTE DAL BLOCCAGGIO DEL GAMBO PER REGOLARE ASSIALMENTE SENZA PERDERE LA CONICITA' .PER ØA MAX 42mm

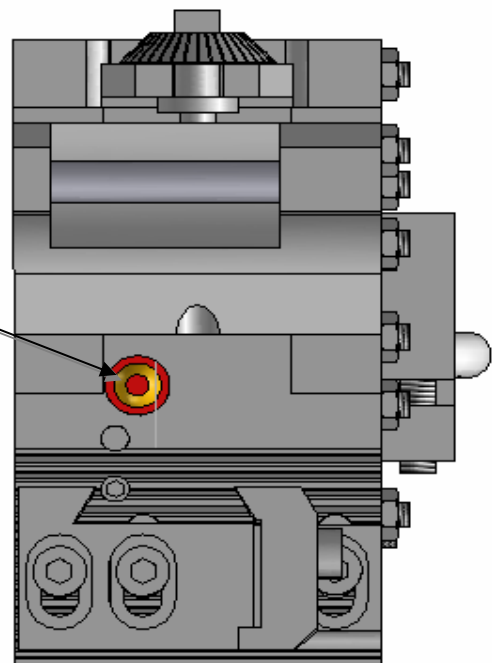
SHAVING ATT. WITH INTERNAL COOLING DIRECTLY ON THE TOOL. NEW TOOL HOLDER WITH RADIAL ADJUSTMENT AND VDI FIXING. LUBRICATED AND EXTENDED SLIDE FOR A GREATER RIGIDITY AND SMOOTHER SLIDING. INDIPENDENT SHAVE FIXING FOR AN EASIER AXIAL AND TAPER ADJUSTMENT. FOR ØA MAX 42mm



Ugello orientabile per refrigerante  
Coolant revolving nozzle



n° 7614300



Caratteristiche dimensionali vedi pagina 38.0  
Dimensions see pag. 38.0

| MODELLO        | ADATTATORE | POS.  |
|----------------|------------|-------|
| 6/25;6/32;6/42 | 765900     | 2-3-5 |
| 8/32-8/42      | 765900     | 4-6   |

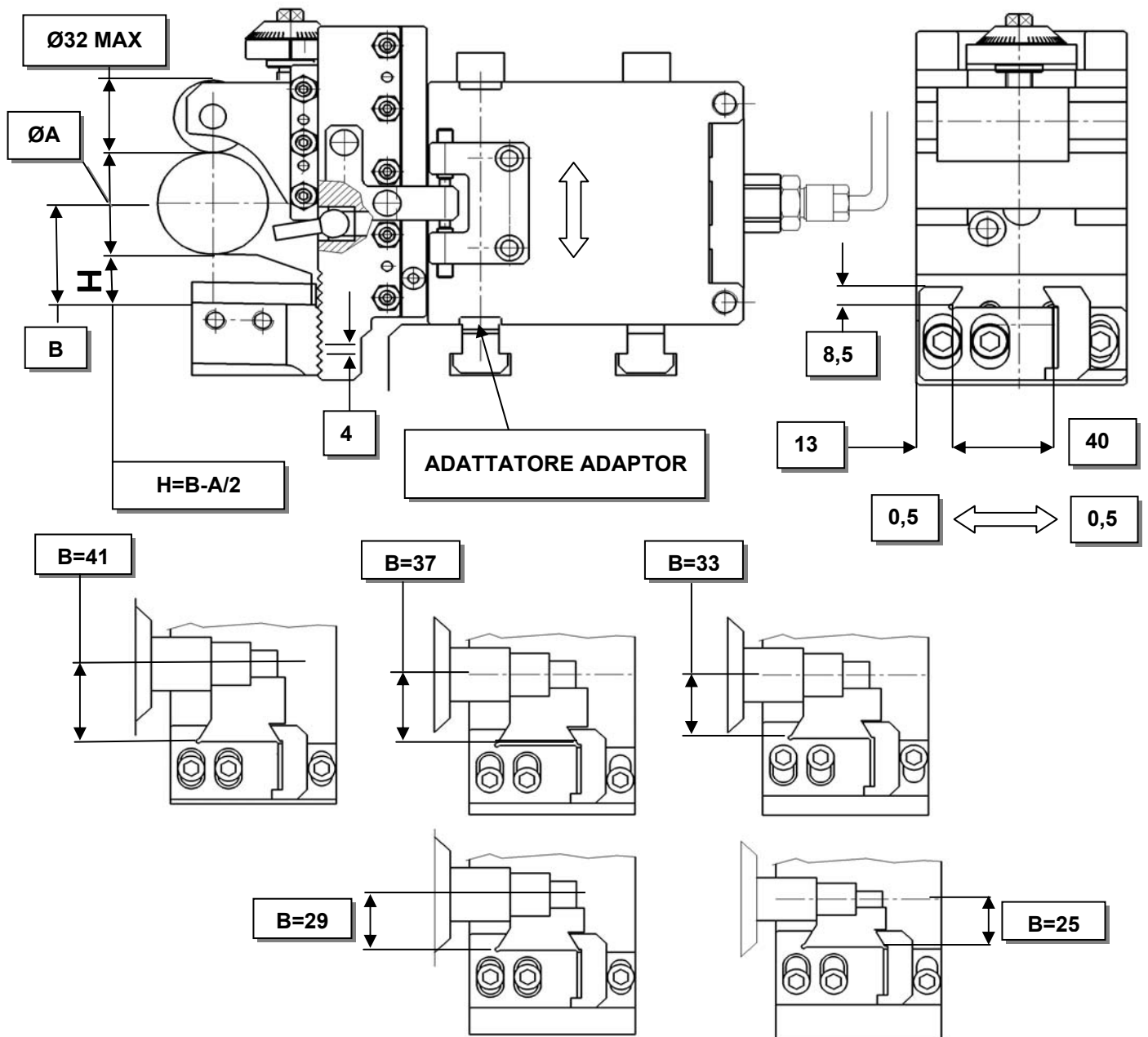
# CALIBRATORI-SHAVING TOOLHOLDERS (SIZING)

CALIBRATORE CON REFRIGERAZIONE INTERNA DIRETTA SULL'UTENSILE , REGOLAZIONE IN ALTEZZA DELL'UTENSILE MEDIANTE DENTATURA VDI , SLITTA LUNGA CON LUBRIFICAZIONE PER AUMENTARE STABILITA' E PRECISIONE.IL BLOCCAGGIO SUL CARRELLO E' INDIPENDENTE DAL BLOCCAGGIO DEL GAMBO PER REGOLARE ASSIALMENTE SENZA PERDERE LA CONICITA' .PER ØA MAX 42mm

SHAVING ATT. WITH INTERNAL COOLING DIRECTLY ON THE TOOL. NEW TOOL HOLDER WITH RADIAL ADJUSTMENT AND VDI FIXING. LUBRICATED AND EXTENDED SLIDE FOR A GREATER RIGIDITY AND SMOOTHER SLIDING. INDIPENDENT SHAVE FIXING FOR AN EASIER AXIAL AND TAPER ADJUSTMENT. FOR ØA MAX 42mm

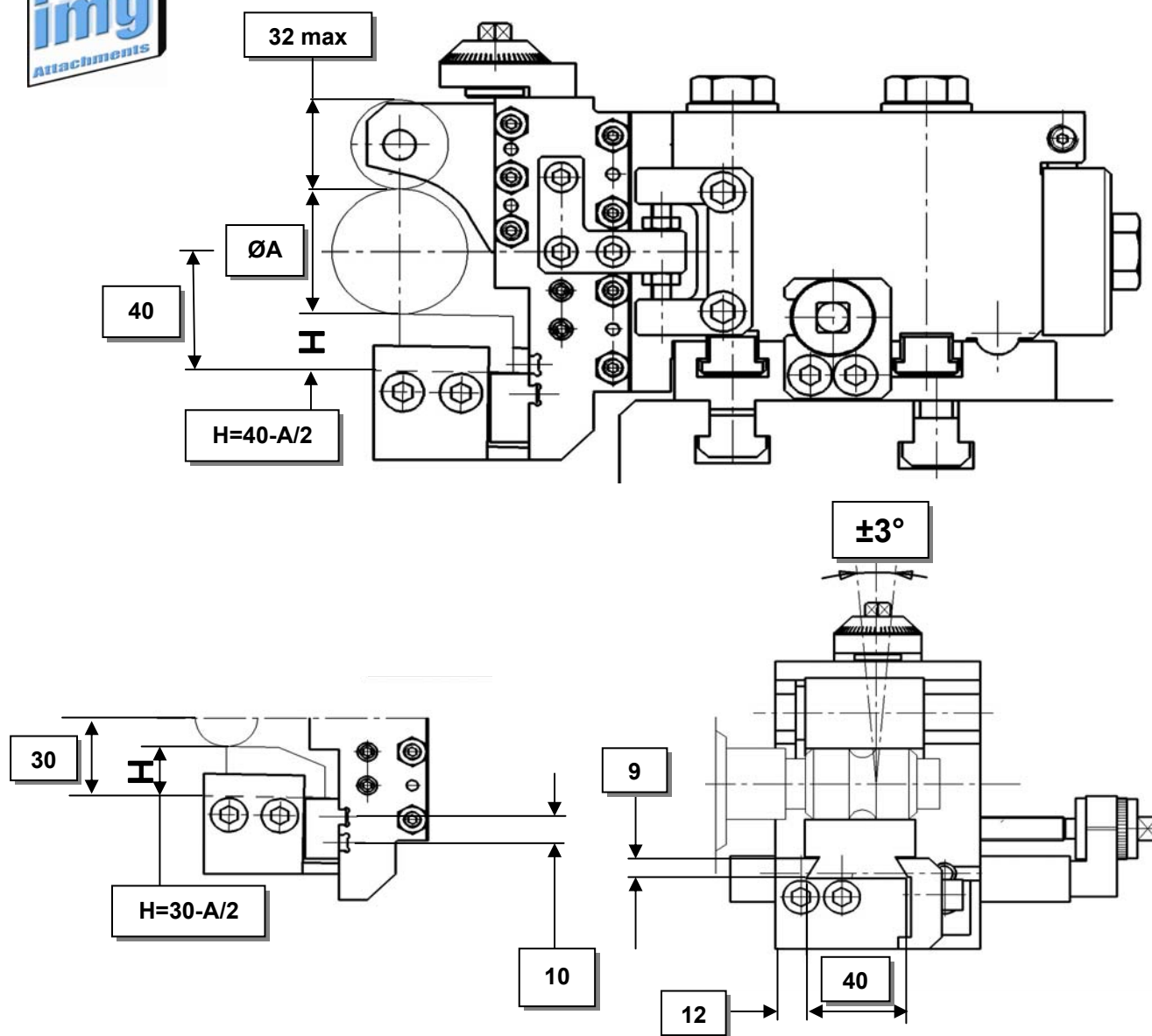


n° 7614300



ALTRI TIPI DI ATTACCHI UTENSILE A RICHIESTA  
OTHER DOVETAIL SIZES ON REQUEST

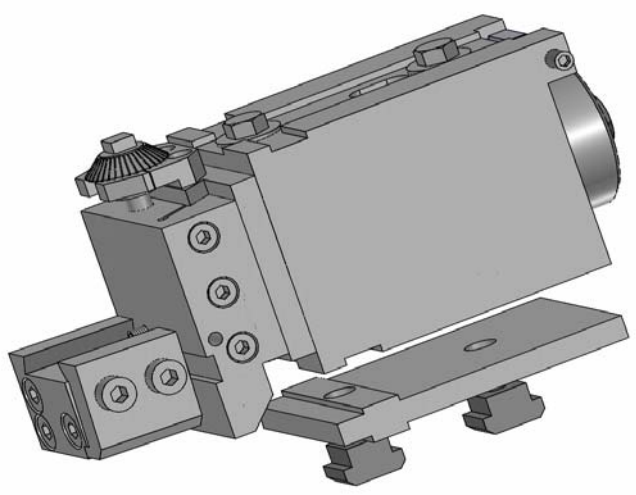
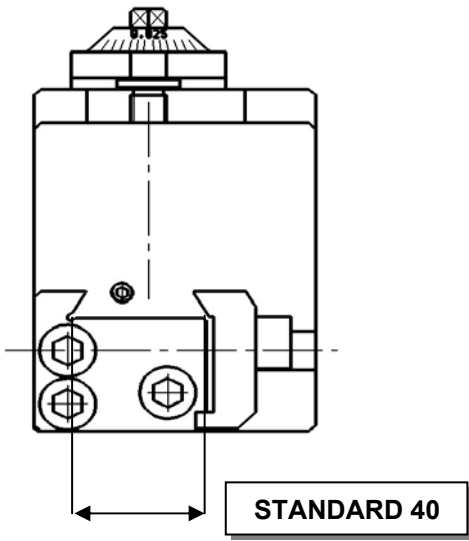
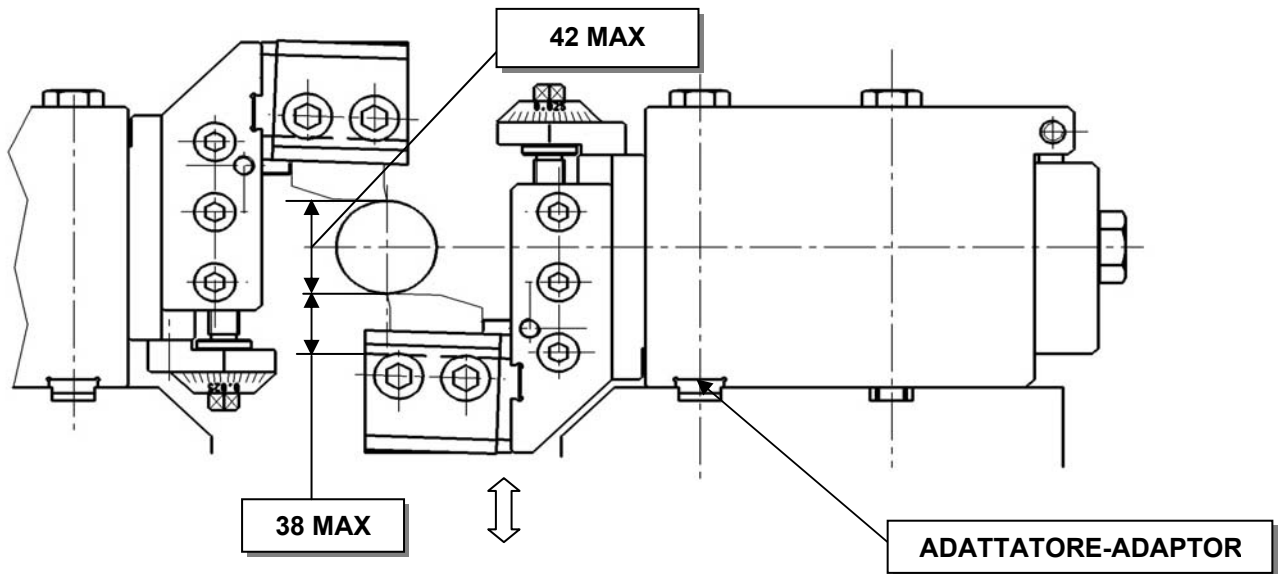
# CALBRATORI CON PIASTRA MODULARE PER REGOLAZIONE ASSIALE, TIPO TS SHAVING TOOLHOLDER WITH MODULAR BASE FOR AXIAL ADJUSTMENT, TS TYPE



**DIS.N°A280400**

**6/25-6/32-6/42 POS.4-5 ; 8/32-8/42 POS.3-4-5-6-7**

# PORTA UTENSILE TANGENZIALE SKIVING TOOLHOLDER

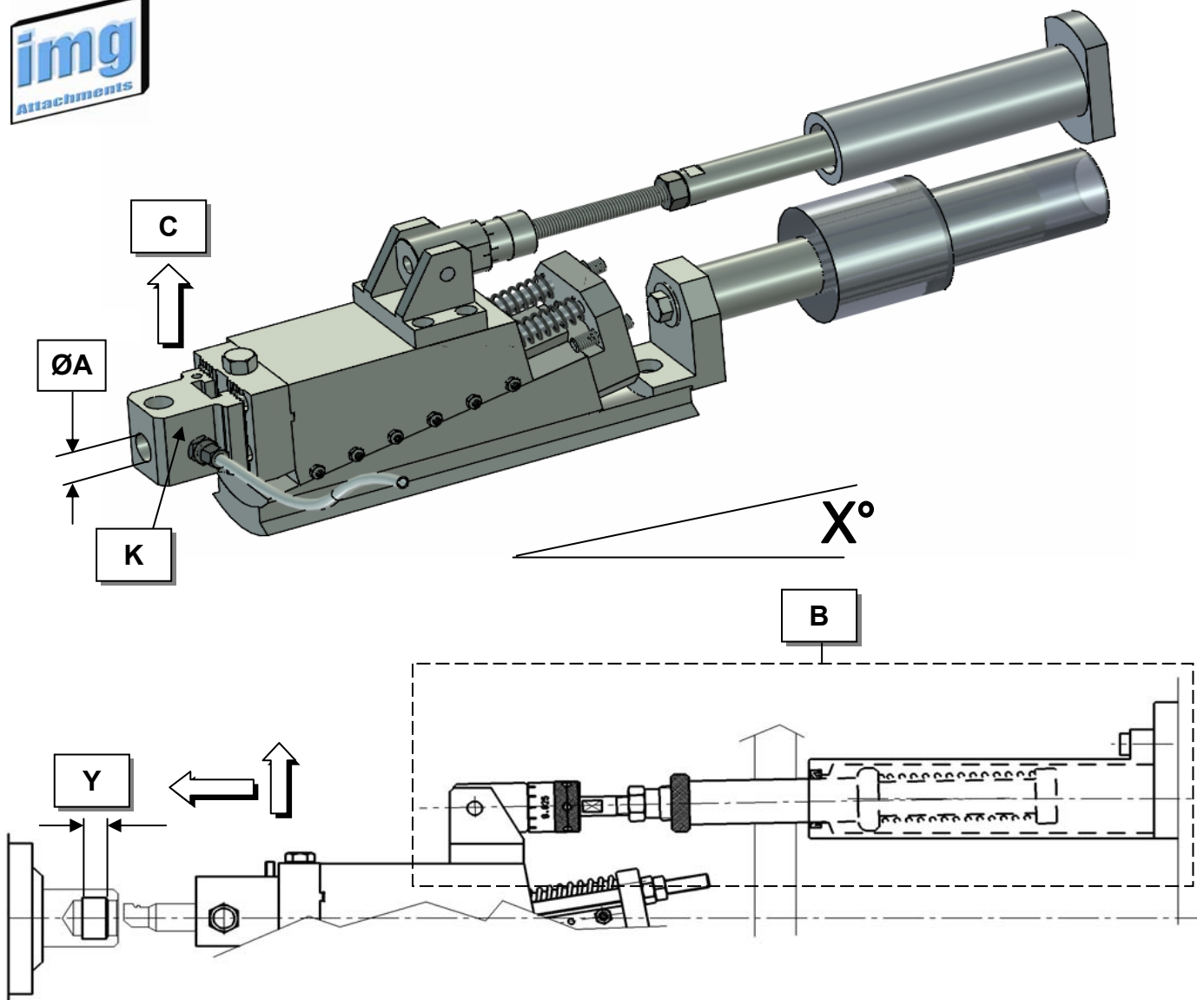


| MODELLO                   | POS.    | GRUPPO | ADATTATORE |
|---------------------------|---------|--------|------------|
| MODEL                     |         | GROUP  | ADAPTOR    |
| 6/20                      | 2-3-4-5 | 991700 | -          |
| 6/25-6/32-6/42M-8/32-8/42 | 2....7  | 990500 | 765900     |

ALTRI TIPI DI ATTACCHI UTENSILE A RICHIESTA  
OTHER DOVETAIL SIZES ON REQUEST



# TESTINA PER RECESSI A RAMPA RAMP TYPE RECESSING



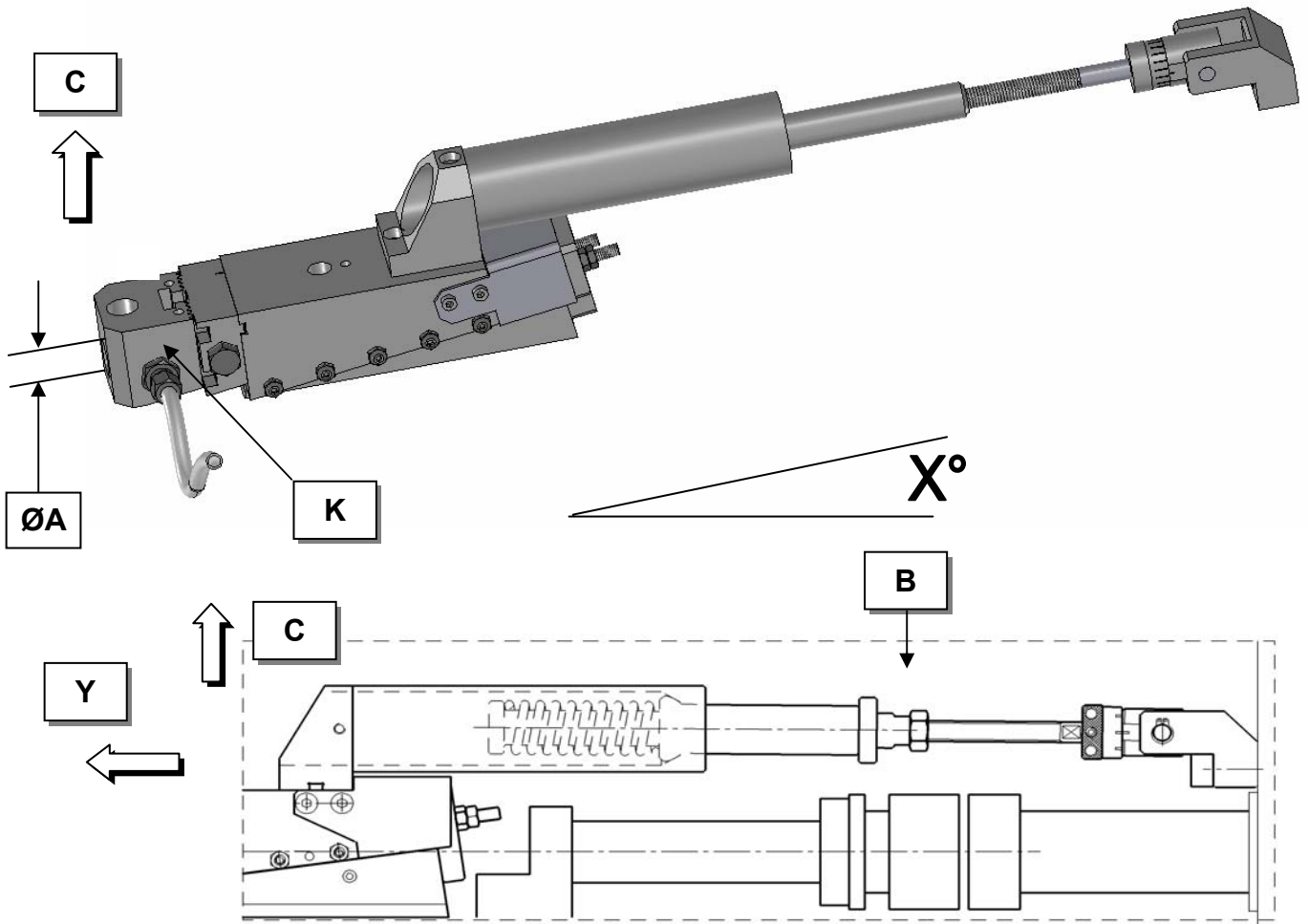
Le testine per recessi oltre che eseguire recessi interni in tornitura radiale ,mediante il gruppo -B- possono essere trasformate per eseguire recessi in tornitura radiale e assiale.

These attachments allow radial recessing with -B- device is also possible to get radial and longitudinal recessing

| MODELLO                  | pos.          | Y  | C   | X°  | GRUPPO COMPLETO | TRASFORMAZIONE IN PASSATA-B-   | PORTA UTENSILE -K- TOOLHOLDER -K- |     |     |     |     |
|--------------------------|---------------|----|-----|-----|-----------------|--------------------------------|-----------------------------------|-----|-----|-----|-----|
|                          |               |    |     |     | COMPLETE UNIT   | AXIAL TURNING TRASFORMATION-B- | Ø14                               | Ø16 | Ø18 | Ø20 | Ø25 |
| 6/20                     | 2.....5       | 20 | 4,5 | 8°  | 0083500         | 0083800                        | *                                 |     |     | *   |     |
| 6/25-6/32-642M-8/32-8/42 | 2.....5 (6-7) | 20 | 7   | 10° | 0080900-2       | 0083200                        |                                   | *   |     | *   | *   |
| 6/51-6/57                | 2.....5       | 25 | 8   | 10° | 0086900         | 0087000                        |                                   |     | *   | *   | *   |



# TESTINA PER RECESSI A RAMPA RAMP TYPE RECESSING



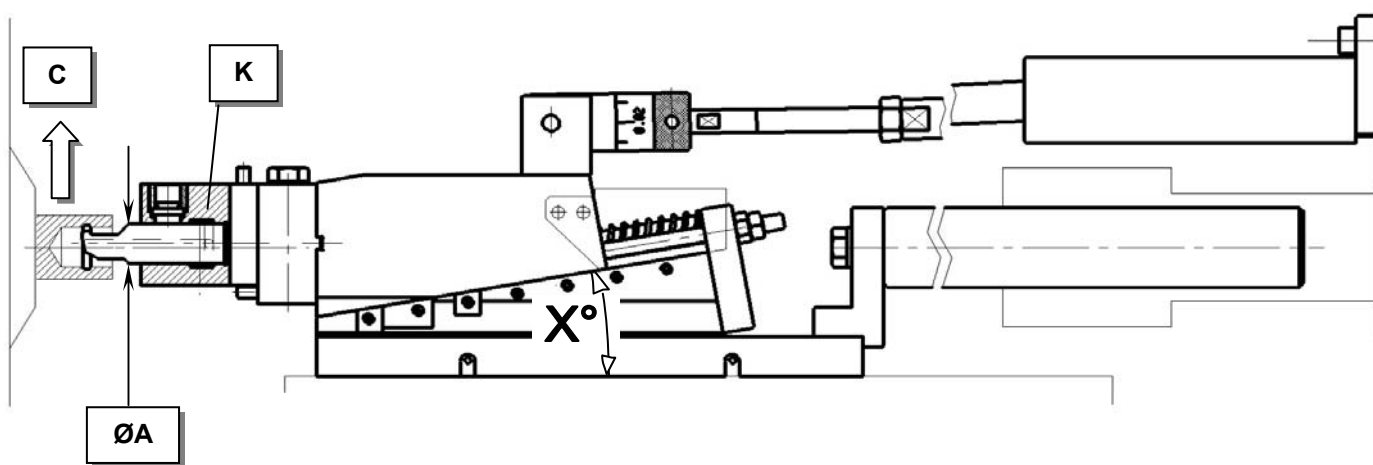
| MODELLO | pos.    | Y  | C   | X° | GRUPPO COMPLETO | TRASFORMAZIONE IN PASSATA-B-   | PORTA UTENSILE -K- TOOLHOLDER -K- |     |     |     |     |
|---------|---------|----|-----|----|-----------------|--------------------------------|-----------------------------------|-----|-----|-----|-----|
|         |         |    |     |    | COMPLETE UNIT   | AXIAL TURNING TRASFORMATION-B- | Ø14                               | Ø16 | Ø18 | Ø20 | Ø25 |
| 6/20    | 2.....5 | 20 | 4,5 | 8° | 0083500         | 0083800                        | *                                 |     |     | *   |     |

# TESTINA PER RECESSI A RAMPA CON SLITTA INCORPORATA PER LAVORAZIONI GRAVOSE

## RAMP TYPE RECESSING WITH BUILT-IN SLIDE FOR HEAVY DUTY



Il gruppo ha la slitta incorporata per maggiore stabilità e precisione  
 usato soprattutto per lavorazione gravose

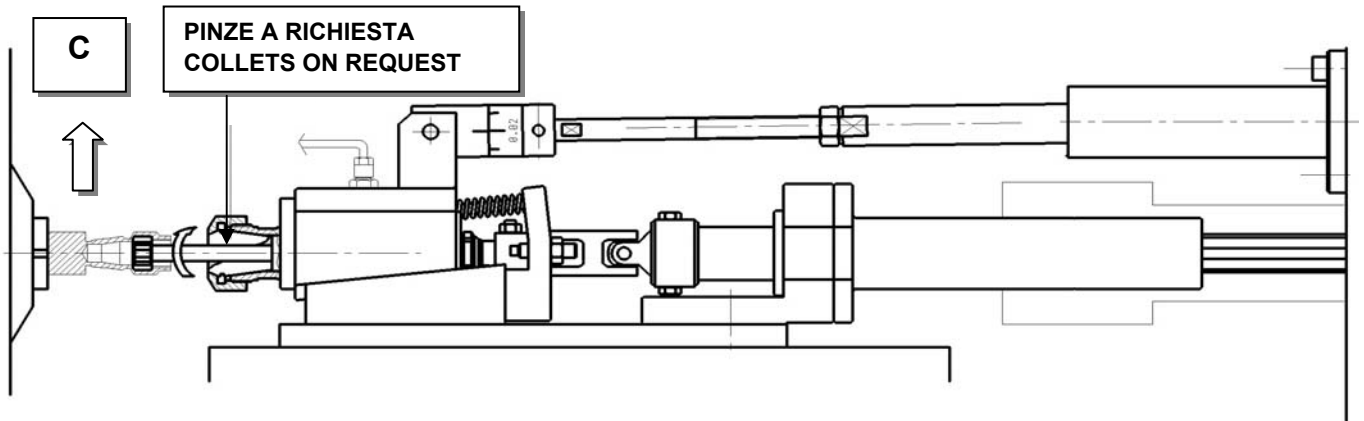


| MODELLO<br>MODEL | pos.        | C | X°  | GRUPPO COMPLETO | PORTA UTENSILE -K-<br>TOOLHOLDER -K- |     |     |     |     |
|------------------|-------------|---|-----|-----------------|--------------------------------------|-----|-----|-----|-----|
|                  |             |   |     | COMPLETE UNIT   | Ø14                                  | Ø16 | Ø18 | Ø20 | Ø25 |
| 8/32-8/42        | 2-3-4-5-6-7 | 8 | 10° | 0088700         |                                      | *   |     | *   | *   |

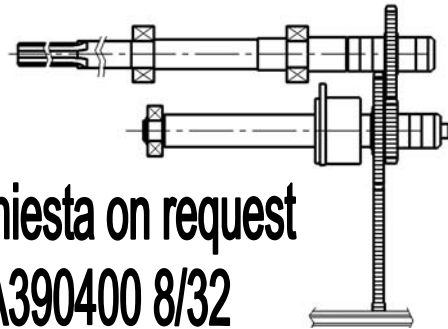


# RECESSITORE ROTANTE A RAMPA RAMP ROTARY RECESSING ATT.

Gruppo particolarmente adatto per lavorazioni interne di materiali a truciolo lungo.  
L'espulsione del truciolo viene aiutata dalla sua frantumazione data dalla fresa.  
Suitable for internal machining with long chip material. Chip expulsion is facilitated by crushing.



PINZE A RICHIESTA  
COLLETS ON REQUEST



a richiesta on request  
A390400 8/32

| MODELLO                   | X° | C°   | GRUPPO COMPLETO | PINZE   |
|---------------------------|----|------|-----------------|---------|
| MODEL                     |    |      | COMPLETE UNIT   | COLLETS |
| 6/20                      | 6° | 3,50 | A313200         | ER20    |
| 6/25-6/32-6/42M-8/32-8/42 | 6° | 3,50 | A310600         | ER25    |
|                           |    | 3,50 | A310800         | ER32    |

# RECESSITORE ROTANTE A RAMPA CON SLITTA INCORPORATA PER LAVORAZIONI GRAVOSE



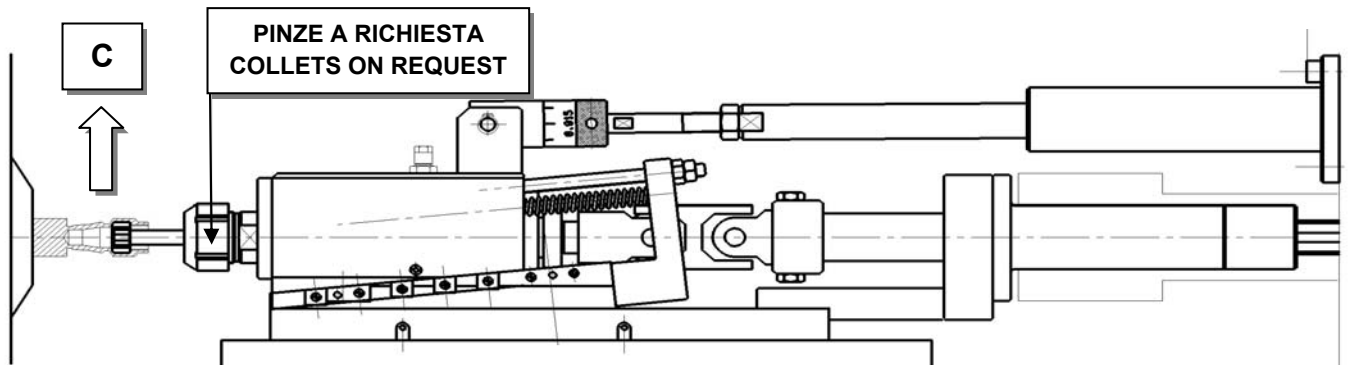
## RAMP TYPE RECESSOR WITH BUILT-IN SLIDE FOR HEAVY DUTY SENZA REFRIGERAZIONE INTERNA WITHOUT COOLANT FOR CORED DRILLS

Gruppo particolarmente adatto per lavorazioni interne di materiali a truciolo lungo.

L'espulsione del truciolo viene aiutata dalla sua frantumazione data dalla fresa.

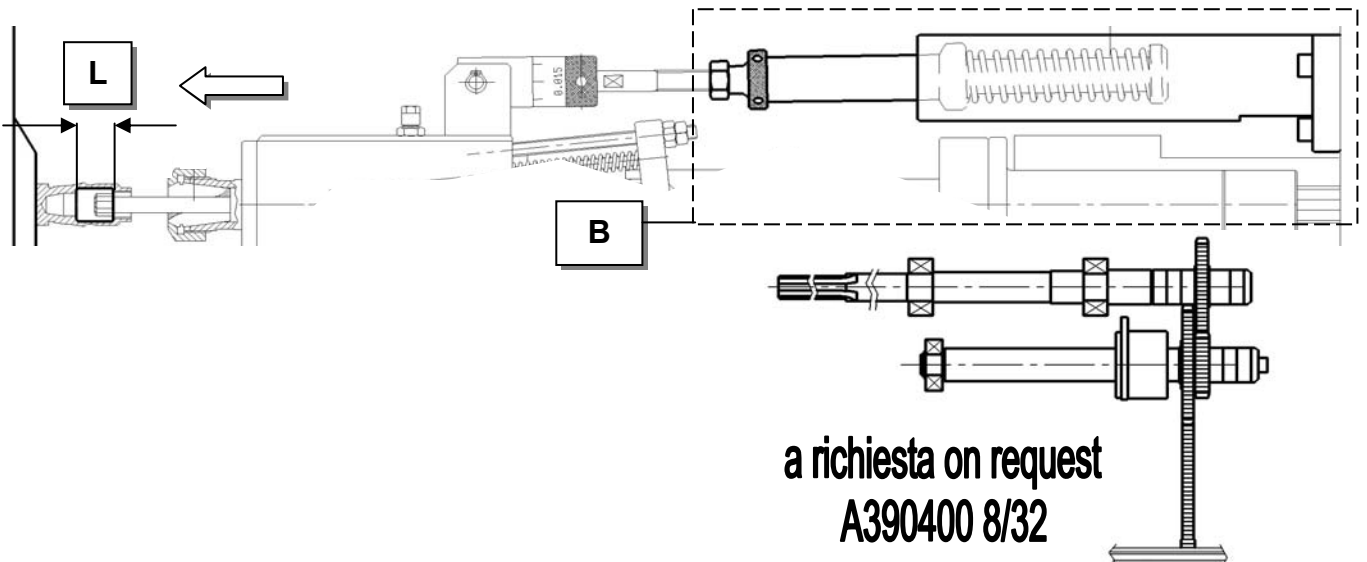
Il gruppo ha la slitta incorporata per maggiore stabilità e precisione usato soprattutto per lavorazione gravose

Suitable for internal machining with long chip material. Chip expulsion is facilitated by crushing.



I recessori oltre che eseguire recessi interni in tornitura radiale, mediante il gruppo -B- possono essere trasformati per eseguire recessi in tornitura radiale e assiale.

These attachments allow radial recessing with -B- device is also possible to get radial and longitudinal recessing



| MODELLO<br>MODEL | X° | L<br>max | C<br>max | GRUPPO COMPLETO<br>COMPLETE UNIT | PINZE<br>COLLETS | GRUPPO -B-<br>UNIT -B- |
|------------------|----|----------|----------|----------------------------------|------------------|------------------------|
| 6/25-6/32-6/42M  | 6° | 20       | 3        | A315200                          | ER25             | 0083200                |
|                  |    |          | 3        | A315100                          | ER32             | 0083200                |
| 8/32-8/42        | 6° | 20       | 3        | A316400                          | ER32             | 0083200                |

# RECESSITORE ROTANTE A RAMPA CON SLITTA INCORPORATA PER LAVORAZIONI GRAVOSE



## RAMP TYPE RECESSOR WITH BUILT-IN SLIDE FOR HEAVY DUTY

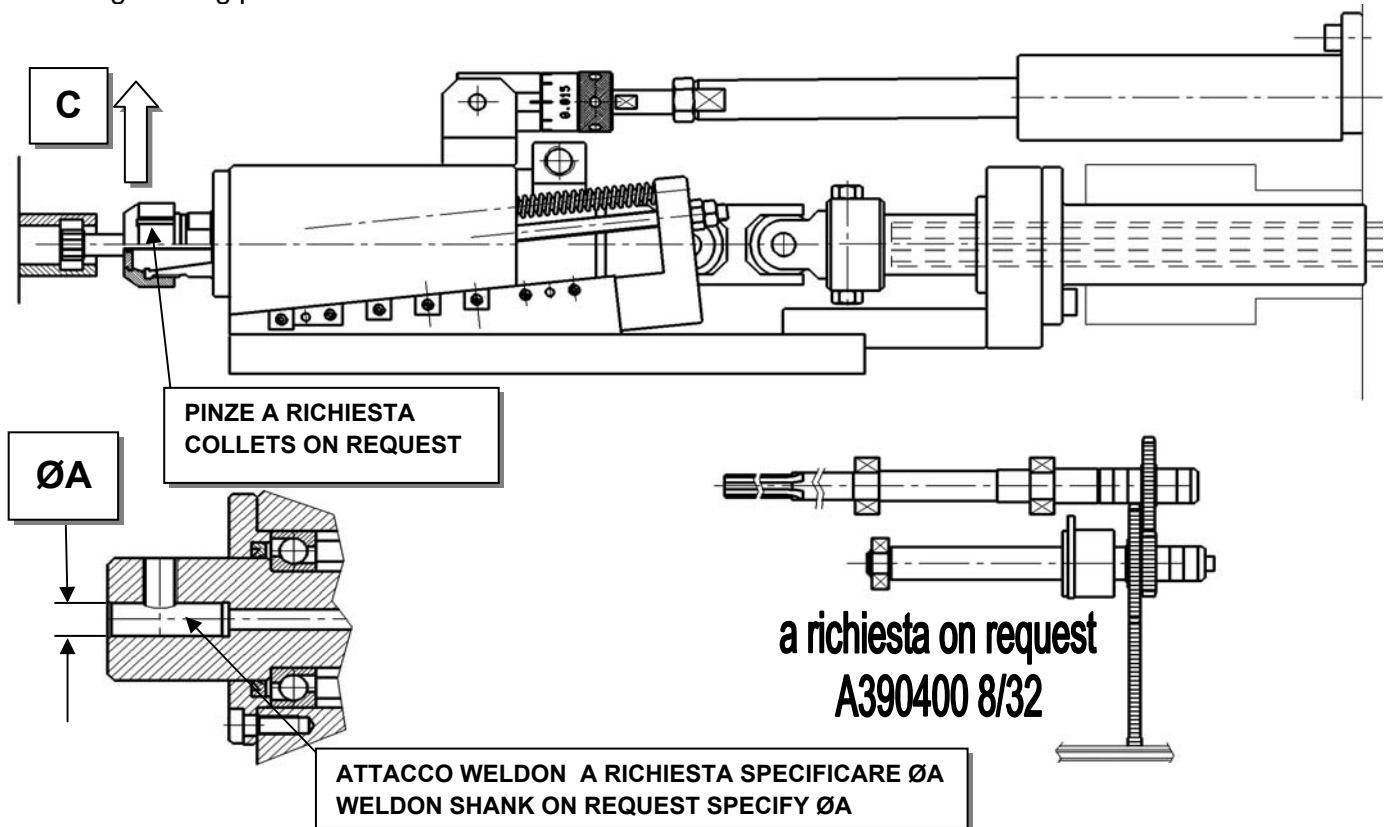
### CON REFRIGERAZIONE INTERNA WITH COOLANT FOR CORED DRILLS

Gruppo particolarmente adatto per lavorazioni interne di materiali a truciolo lungo.

L'espulsione del truciolo viene aiutata dalla frantumazione data dalla fresa e dall'alta pressione.

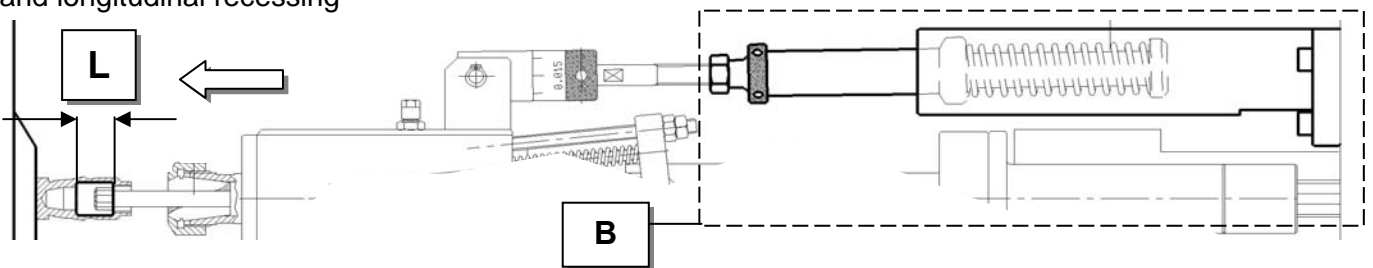
Il gruppo ha la slitta incorporata per maggiore stabilità e precisione usato soprattutto per lavorazione gravose

Suitable for internal machining with long chip material. Chip expulsion is facilitated by crushing and high pressure. The group has the slide incorporated for greater stability and precision used especially for heavy duty work.



I recessori oltre che eseguire recessi interni in tornitura radiale, mediante il gruppo -B- possono essere trasformati per eseguire recessi in tornitura radiale e assiale.

These attachments allow radial recessing with -B- device is also possible to get radial and longitudinal recessing

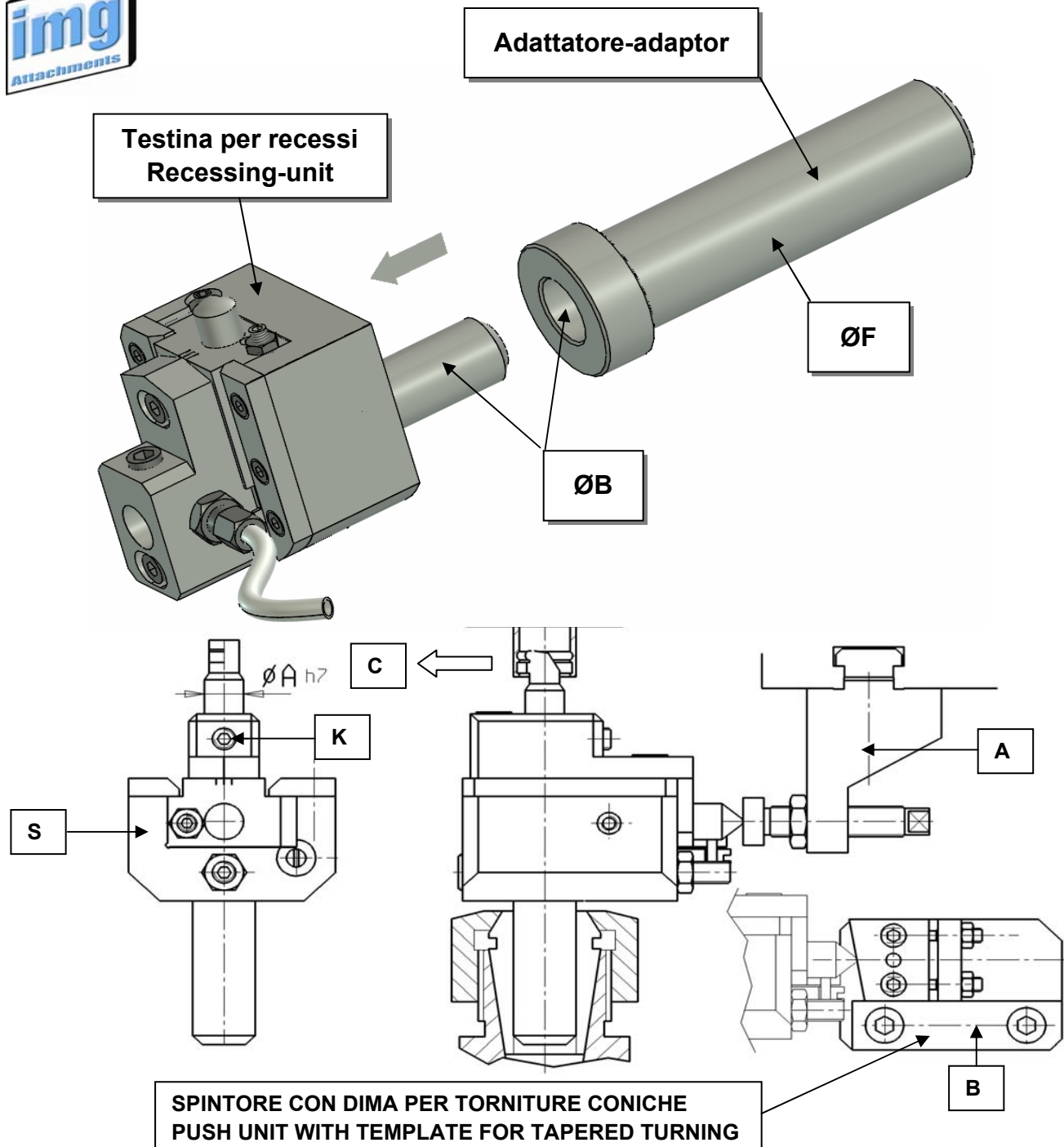


PER LA REFRIGERAZIONE INTERNA E' NECESSARIO UN IMPIANTO SUPPLEMENTARE CON POMPA DA 30 BAR CIRCA

FOR COOLANT THROUGH SPINDLE, THERE IS A NECESSITY TO HAVE AN INDEPENDENT COOLANT SYSTEM WITH A MINIMUM 30 BAR PRESSURE

| MODELLO         | X° | L   | C   | GRUPPO COMPLETO | PINZE        | GRUPPO -B- |
|-----------------|----|-----|-----|-----------------|--------------|------------|
| MODEL           |    | max | max | COMPLETE UNIT   | COLLETS      | UNIT-B-    |
| 6/25-6/32-6/42M | 6° | 20  | 3   | A314800         | IC/ER25      | 0083200    |
| 8/32-8/42       | 6° | 20  | 3   | A314700-1       | IC/ER25-ER32 | 0083200    |

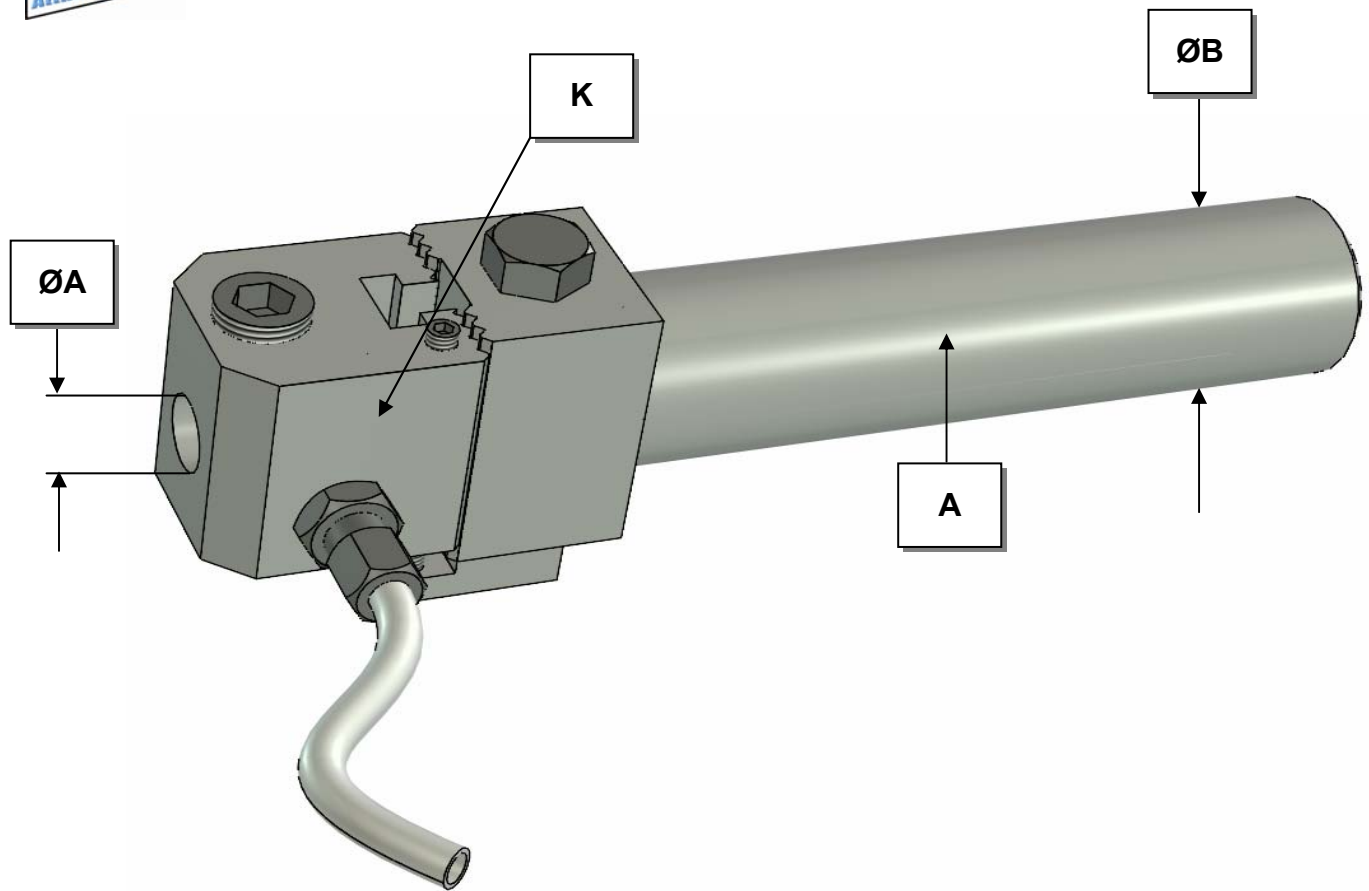
# TESTINE PER RECESSI-PUSH TYPE RECESSING UNIT



| MODELLO<br>MODEL                | CORSA C<br>TRAVELC | ATTACCO<br>-B-<br>SHANK | ØA | SUPPORTO(S) +<br>PORTA UTENSILE(K)<br>SUPPORT(S)+<br>TOOLHOLDER(K)<br>N° | SPINTORE TIPO A<br>PUSH UNIT A TYPE<br>N° | SPINTORE TIPO B<br>PUSH UNIT B TYPE<br>N° |
|---------------------------------|--------------------|-------------------------|----|--|---|---|
| 6/20                            | 9                  | Ø16                     | 10 | 951701A+951703   | 951500                                    | 952200                                    |
| 6/25; 6/32; 6/42M; 8/32<br>8/42 | 9                  | Ø20                     | 10 | 951710A+951703   | 958300                                    | 959600                                    |
| 6/25; 6/32; 6/42M; 8/32<br>8/42 | 16                 | Ø26                     | 20 | 958900   | 958300                                    | 959600                                    |
|                                 | 14                 | Ø20                     | 14 | 951400   | 958300                                    | 959600                                    |

| ØF     | adattatore | ØB |
|--------|------------|----|
| Ø40    | 957400     | 26 |
| Ø40    | 959200     | 20 |
| Ø44,45 | 957100     | 26 |
| Ø44,45 | 958800     | 20 |

# PORTA BARENO MODULARE MODULAR BORING TOOLHOLDER

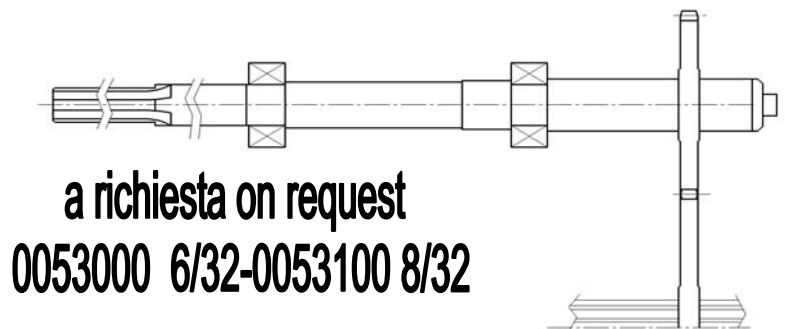
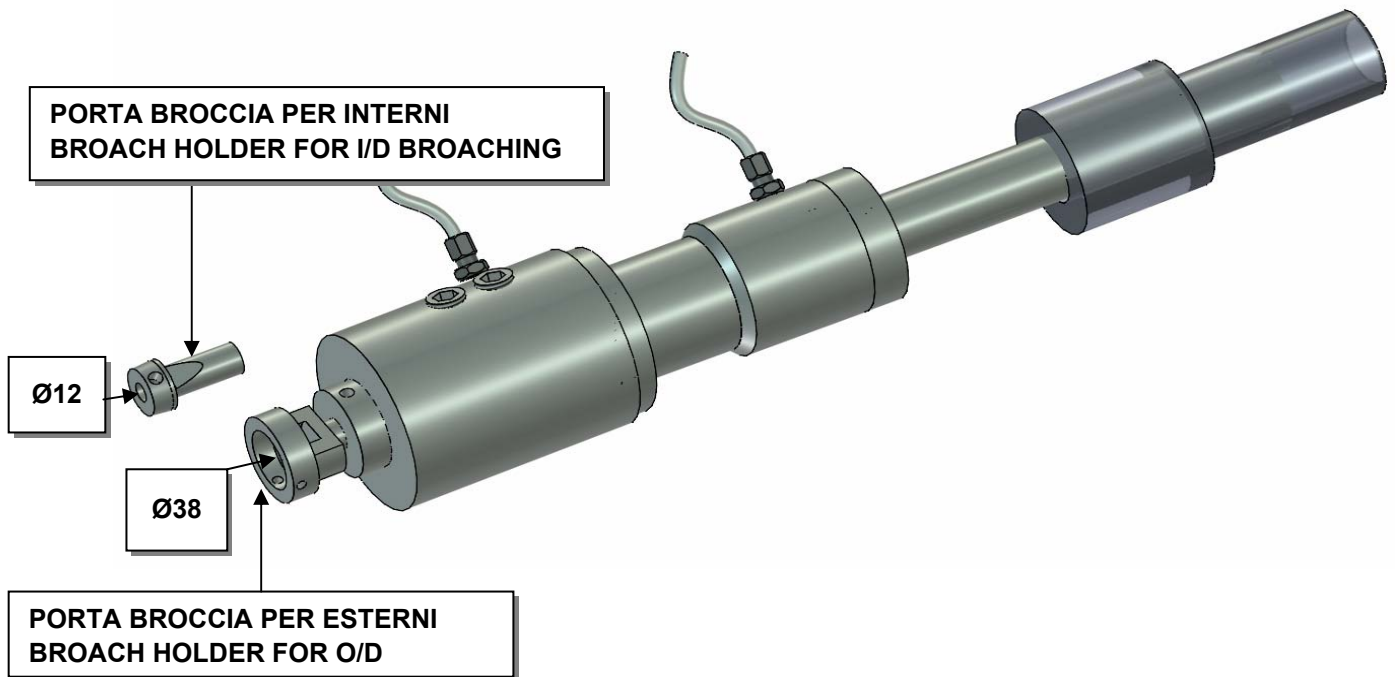


| MODELLO                       | SUPPORTO-Y- | ØB    | PORTA UTENSILE (K) | ØA             |
|-------------------------------|-------------|-------|--------------------|----------------|
| MODEL                         | SHANK-Y-    |       | TOOLHOLDER (K)     |                |
| 6/20                          | 957902A     | 40,00 | 957901A            | 16,00          |
| 6/25-6/32-6/42M-<br>8/32-8/42 | 956500      | 44,45 | 952402A<br>950702A | 20,00<br>25,00 |





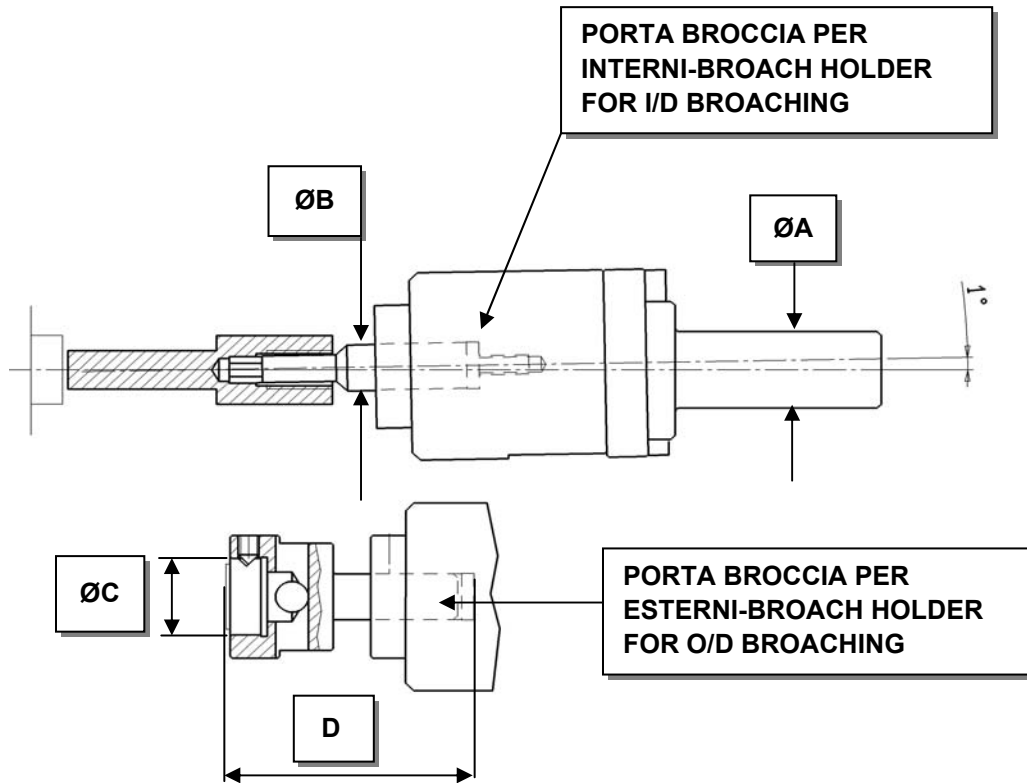
# BROCCIATORE BROACHING ATT.



INCLUSI PORTA BROCCIA PER INTERNI E PER ESTERNI  
WITH BROACH HOLDER FOR O/D AND I/D BROACHING  
DISPOSITIVO DI ALLINEAMENTO A RICHIESTA N°0050600  
ALIGNMENT ATTACHMENT ON REQUEST N°0050600

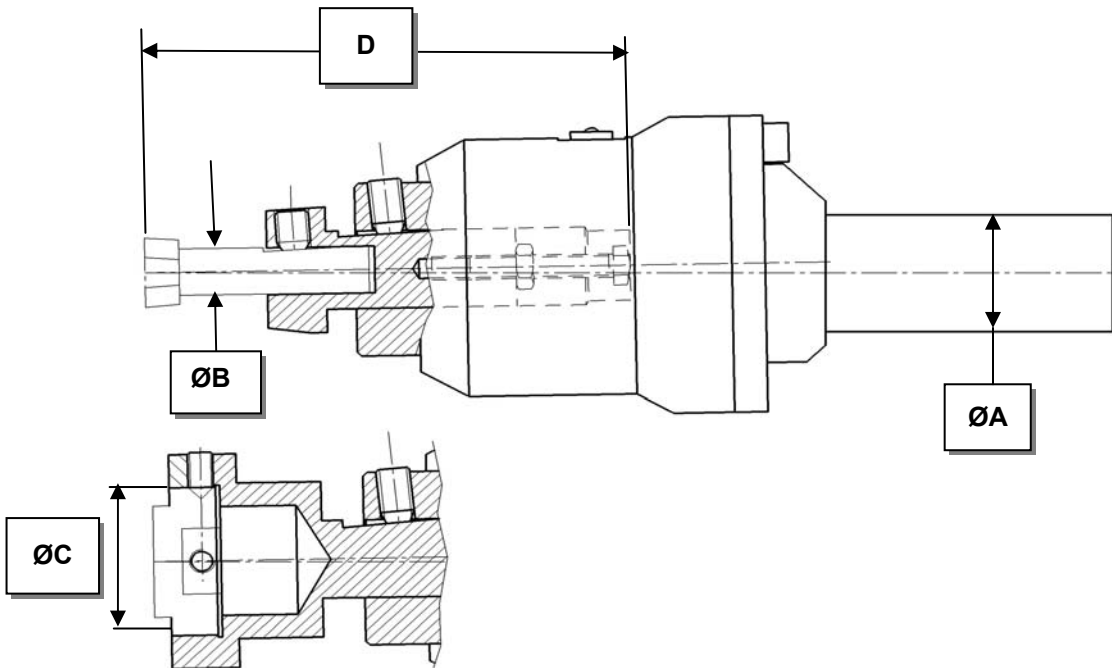
| MODELLO<br>MODEL     | GRUPPO N°<br>GROUP N° |
|----------------------|-----------------------|
| 6/20                 | 0052700               |
| 6/25-6/32-6/42M/8/32 | 0054400               |
| 6/51-6/57            | 0052200               |

# BROCCIATORE AUTOTRASCINATO SELF DRIVEN BROACHING ATTACH.



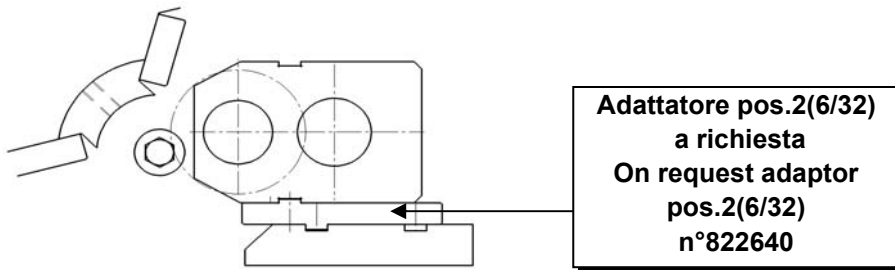
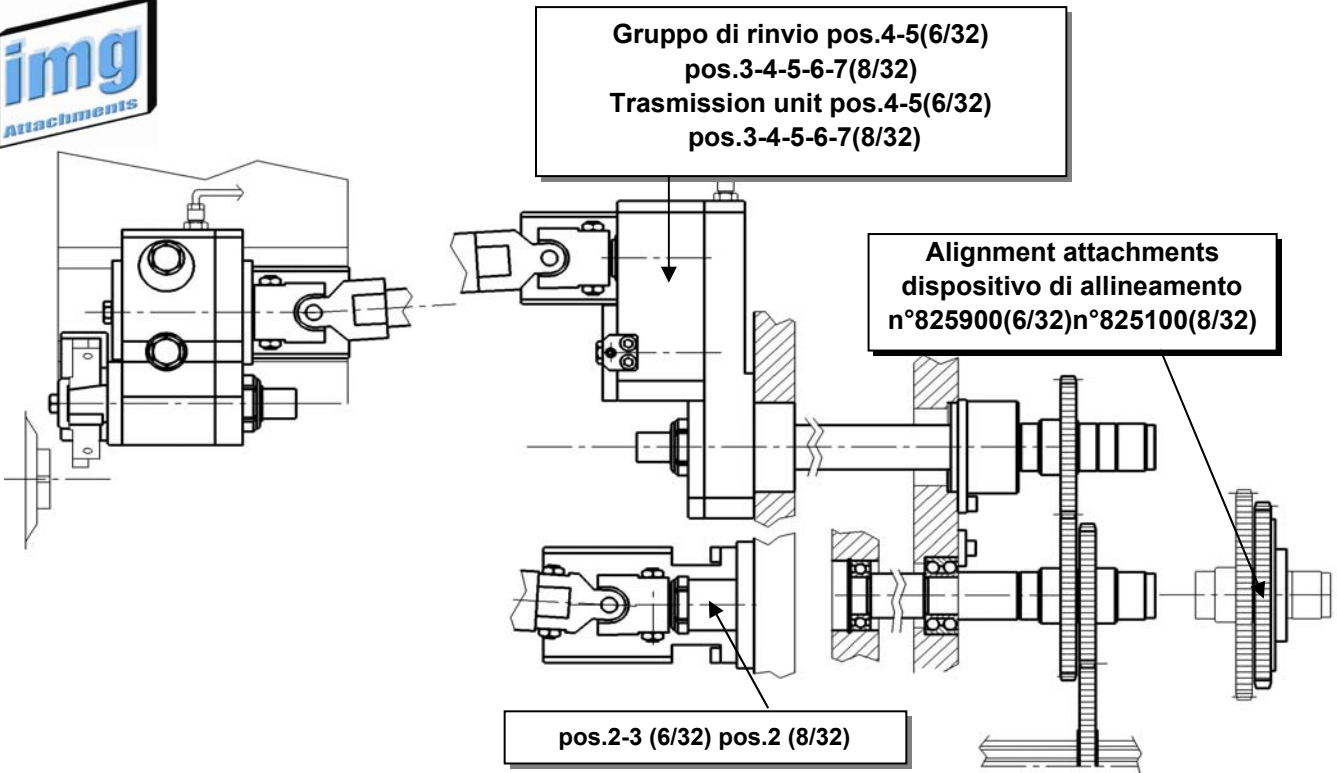
INCLUSO PORTA BROCCIA PER INTERNI E PER ESTERNI  
WITH BROACH HOLDER FOR O/D AND I/D BROACHING

| GRUPPO N° | A     | B     | C     | D     |
|-----------|-------|-------|-------|-------|
| 0053200   | 20,00 | 12,00 | 20,00 | 67,00 |

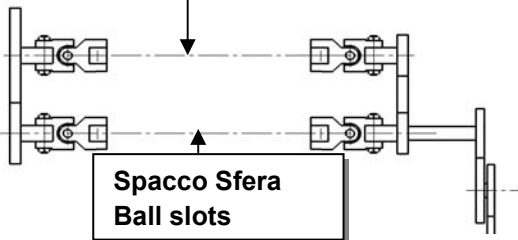


| GRUPPO N° | A     | B     | C     | D      |
|-----------|-------|-------|-------|--------|
| 0051700   | 30,00 | 12,00 | 38,00 | 115,00 |

# POLIGONALE FRESA FILETTI E INTAGLI VARI FLAT GENERATING, THREAD MILLING AND BALL SLOTS ATT.

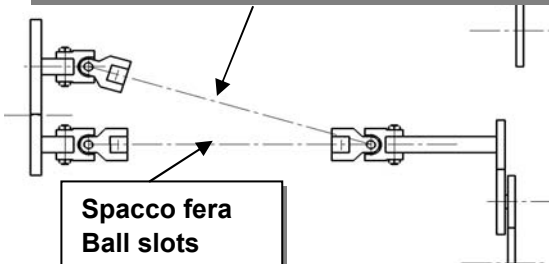


Poligonale e fresa filetti  
 Flat fenerating and thread milling



pos.4-5 (6/32) pos.3-4-5-6-7 (8/32)

Poligonale e fresa filetti  
 Flat Generating and thread milling



pos.2-3 (6/32) pos.2 (8/32)



# POLIGONALE FRESA FILETTI E INTAGLI VARI FLAT GENERATING, THREAD MILLING AND BALL SLOTS ATT.

| MODELLO<br>MODEL  | GRUPPO N°<br>GROUP N° |
|-------------------|-----------------------|
| 6/25 POS. 2-3-4-5 | 822600                |

IL GRUPPO E' PREDISPOSTO CON RUOTE PER POLIGONALE O FRESA FILETTI O INTAGLI  
THE UNIT IS SUPPLIED WITH A SET OF GEARS FOR FLAT GENERATING OR THREAD MILLING OR BALL SLOTS

**RUOTE A RICHIESTA PER:  
DRIVING GEARS ON REQUEST FOR:  
FRESA FILETTI-THREAD MILLING N°822613+822614  
INTAGLI-BALL SLOTS N°822615+822615  
POLIGONALE-FLAT GENERATING N°822611+822612**

| MODELLO<br>MODEL        | GRUPPO N°<br>GROUP N° |
|-------------------------|-----------------------|
| 6/32-6/42M POS. 2-3-4-5 | 822800                |

IL GRUPPO E' PREDISPOSTO CON RUOTE PER POLIGONALE O FRESA FILETTI O INTAGLI  
THE UNIT IS SUPPLIED WITH A SET OF GEARS FOR FLAT GENERATING OR THREAD MILLING OR BALL SLOTS  
DISPOSITIVO DI ALLINEAMENTO A RICHIESTA N°825900  
ALIGNMENT ATTACHMENT ON REQUEST N°825900

**RUOTE A RICHIESTA PER:  
DRIVING GEARS ON REQUEST FOR:  
FRESA FILETTI-THREAD MILLING N°822805+822806  
INTAGLI-BALL SLOTS N°822807+822807  
POLIGONALE-FLAT GENERATING N°822803+822804**

|                            |        |
|----------------------------|--------|
| 8/32-8/42 POS. 2-3-4-5-6-7 | 823200 |
|----------------------------|--------|

IL GRUPPO E' PREDISPOSTO CON RUOTE PER POLIGONALE O FRESA FILETTI O INTAGLI  
THE UNIT IS SUPPLIED WITH A SET OF GEARS FOR FLAT GENERATING OR THREAD MILLING OR BALL SLOTS  
DISPOSITIVO DI ALLINEAMENTO A RICHIESTA N°825100  
ALIGNMENT ATTACHMENT ON REQUEST N°825100

**RUOTE A RICHIESTA PER:  
DRIVING GEARS ON REQUEST FOR:  
FRESA FILETTI-THREAD MILLING N°822805+822806  
INTAGLI-BALL SLOTS N°822807+822807  
POLIGONALE-FLAT GENERATING N°822803+822804**

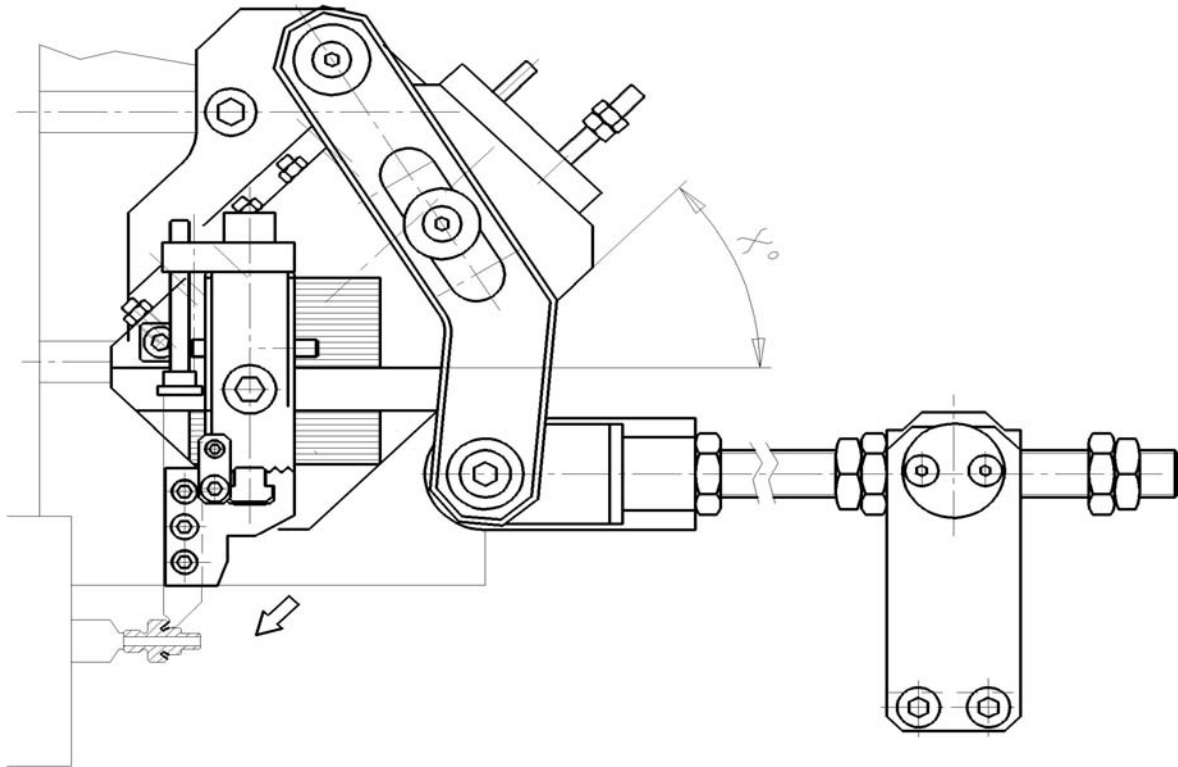
|                             |        |
|-----------------------------|--------|
| 6/51-6/57-6/67 POS. 2-3-4-5 | 826000 |
|-----------------------------|--------|

IL GRUPPO E' PREDISPOSTO CON RUOTE PER POLIGONALE O FRESA FILETTI  
THE UNIT IS SUPPLIED WITH A SET OF GEARS FOR FLAT GENERATING OR THREAD MILLING

**RUOTE A RICHIESTA PER:  
DRIVING GEARS ON REQUEST FOR:  
FRESA FILETTI-THREAD MILLING N°826018+826017  
POLIGONALE-FLAT GENERATING N°826019+826020**

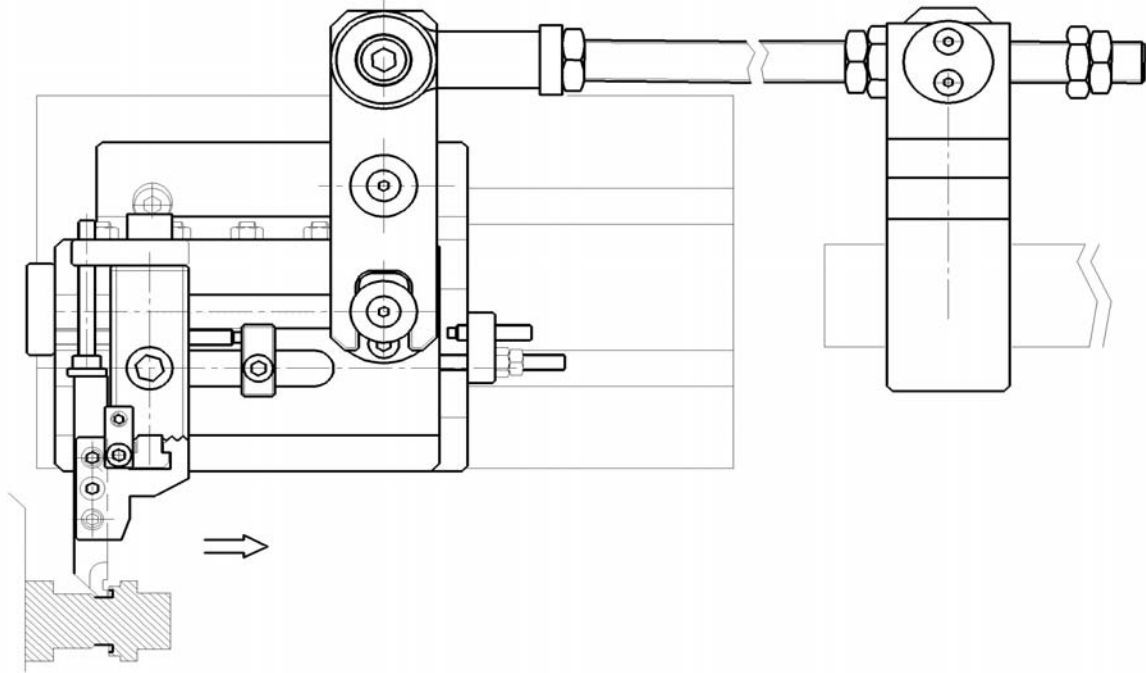


# SLITTE PER TORNITURE ANTERIORI SLIDES FOR FRONT RECESSING



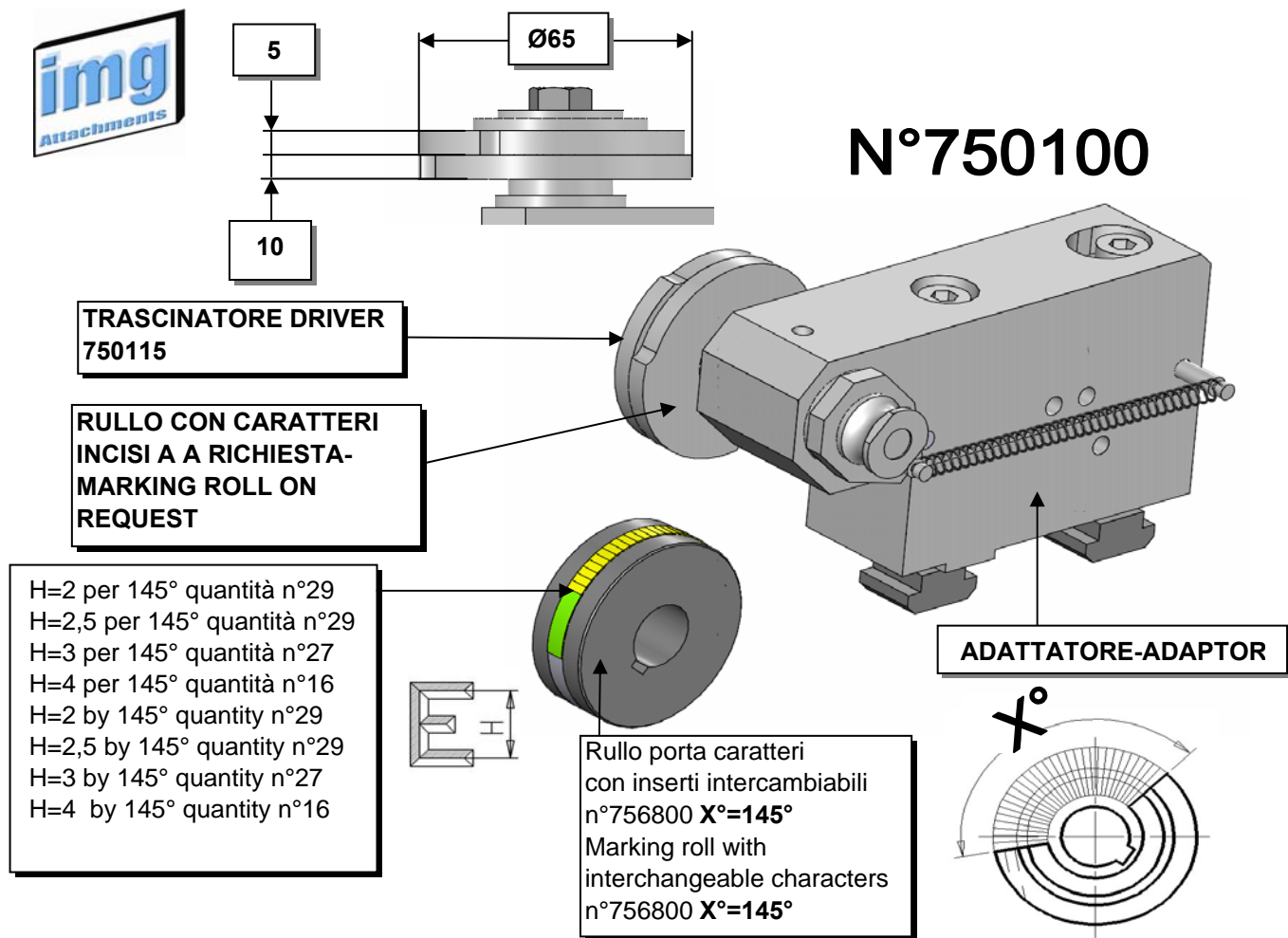
| MODELLO         | POS. | X°        | SLITTA+COMANDO |
|-----------------|------|-----------|----------------|
| MODEL           |      |           | SLIDE+ACTUATOR |
| 6/25-6/32-6/42M | 3    | 30°+/-20° | 977100         |
| 8/32-8/42       | 6    | 30°+/-20° | 9710300        |

# SLITTE PER TORNITURE POSTERIORI SLIDES FOR REAR RECESSING



| MODELLO         | POS. | X° | SLITTA+COMANDO |
|-----------------|------|----|----------------|
| MODEL           |      |    | SLIDE+ACTUATOR |
| 6/25-6/32-6/42M | 1-4  | 0° | 978000+979000  |
|                 | 3    | 0° | 979300+9711800 |

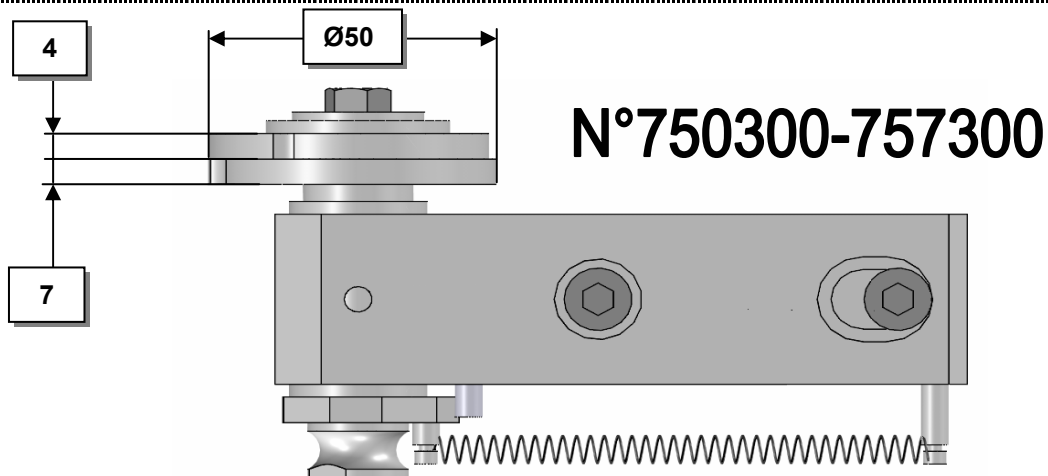
# MARCATORI -MARKING ATTACH.



| MODELLO<br>MODEL         | MARCATORE<br>MARKER | ADATTATORE<br>ADAPTOR |
|--------------------------|---------------------|-----------------------|
| 6/25-6/32-642M-8/32-8/42 | 750100              | 753900                |

## Tornio Tajmac

|         |        |         |
|---------|--------|---------|
| TM 6/26 | 750100 | 7510200 |
|---------|--------|---------|



| MODELLO<br>MODEL         | MARCATORE<br>MARKER | ADATTATORE<br>ADAPTOR | TRASCINATORE<br>DRIVER |
|--------------------------|---------------------|-----------------------|------------------------|
| 6/20                     | 757300              | -                     | A RICHIESTA ON REQUEST |
| 6/25-6/32-642M-8/32-8/42 | 750300              | 753200                | A RICHIESTA ON REQUEST |

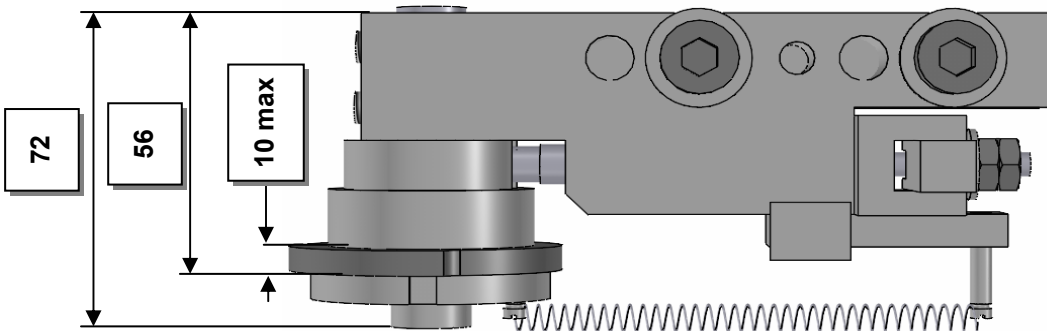
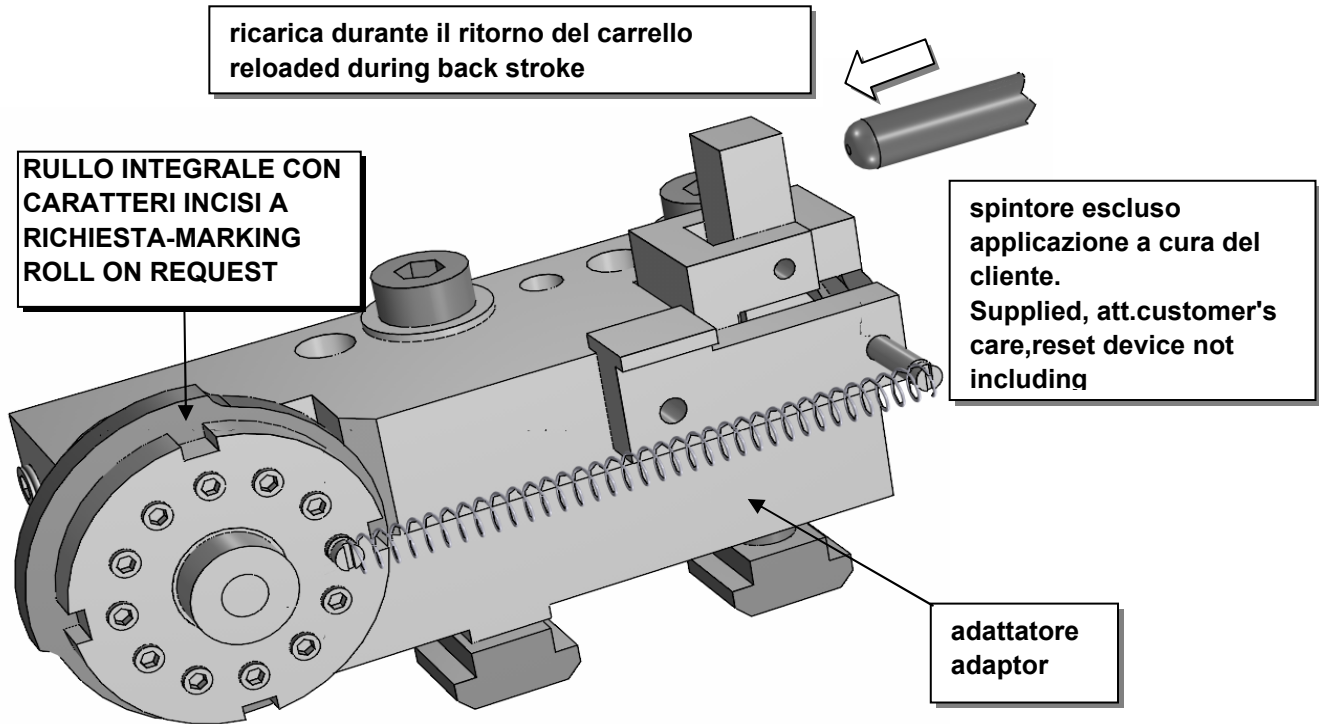
## Tornio Tajmac

|         |        |         |                        |
|---------|--------|---------|------------------------|
| TM 6/26 | 750300 | 7510000 | A RICHIESTA ON REQUEST |
|---------|--------|---------|------------------------|





# MARCATORI CON RICARICA MARKING ATTACH. WITH RE-SETTING SYSTEM



## Mori Say

| MODELLO<br>MODEL         | POS.       | MARCATORE<br>MARKER | ADATTATORE (B)<br>ADAPTOR (B) |
|--------------------------|------------|---------------------|-------------------------------|
| 6/20                     | 1-4        | 756100              | 7510600                       |
|                          | 2-3-5      | 756100              | 7510700                       |
| 6/25-6/32-642M-8/32-8/42 | 2...5(6-7) | 756100              | 755100                        |

## Tajmac

|         |       |        |        |
|---------|-------|--------|--------|
| TM 6/26 | 1-4   | 756100 | 758900 |
|         | 2-3-5 | 756100 | 759000 |

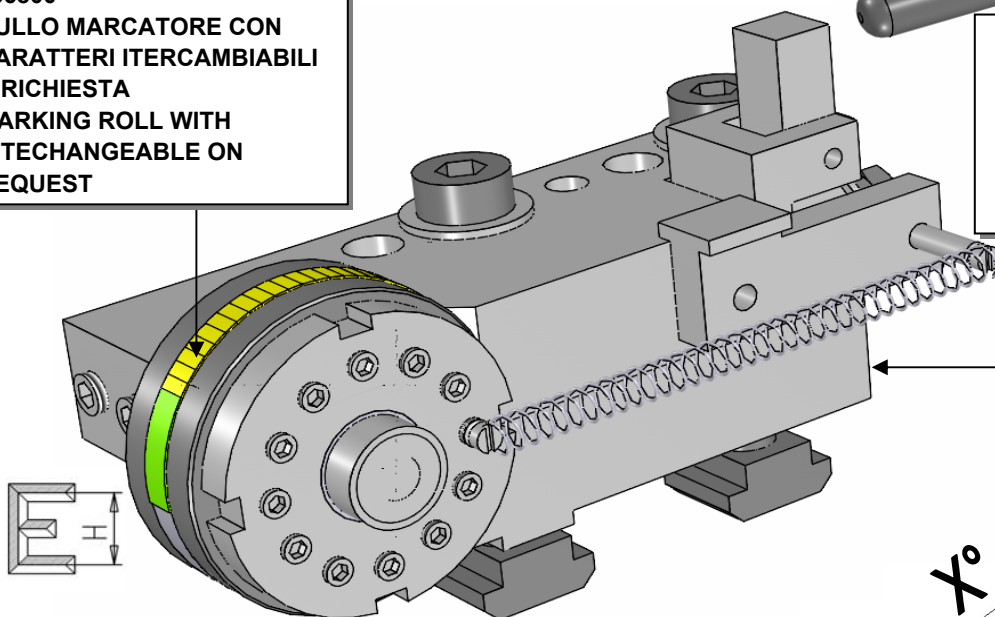
# MARCATORI CON RICARICA MARKING ROLLS WITH RE-SETTING SYSTEM

ricarica durante il ritorno del carrello  
reloaded during bsck stroke



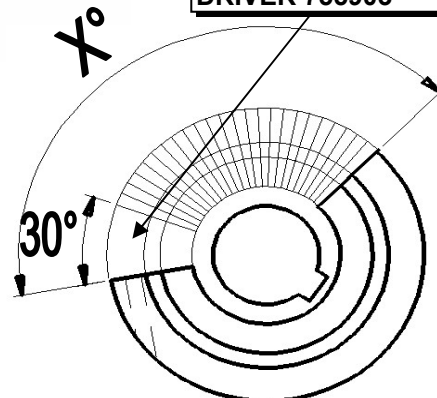
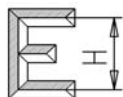
756800  
RULLO MARCATORE CON  
CARATTERI INTERCAMBIABILI  
A RICHIESTA  
MARKING ROLL WITH  
INTECHANGEABLE ON  
REQUEST

spintore escluso  
applicazione a cura del  
cliente.  
Supplied, att.customer's  
care,reset device not  
including

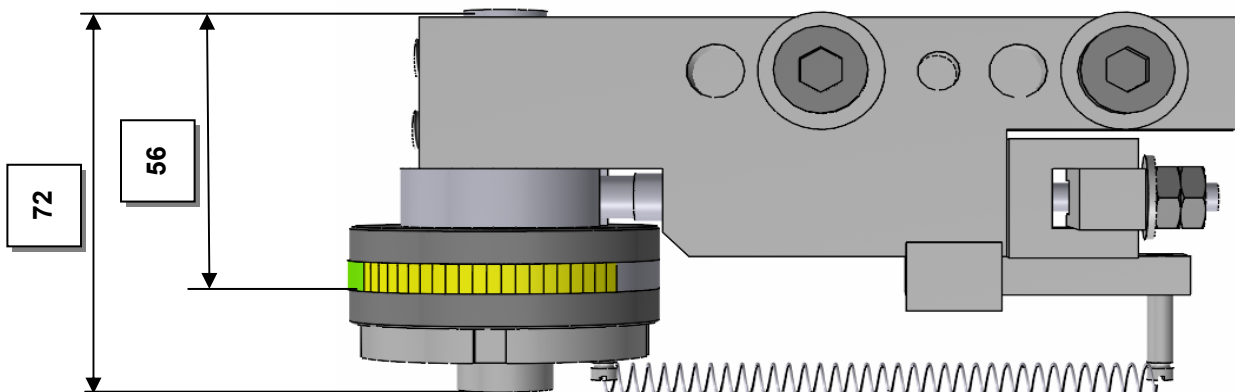


adattatore  
adaptor

TRASCINATORE  
DRIVER 755903



H=2 X°=145° quantità n°29 X°=115° quantità n°23  
H=2,5 X°=145° quantità n°29 X°=115° quantità n°23  
H=3 ;X°=145° quantità n°27 X°=115° quantità n°21  
H=4 X°=145° quantità n°16 X°=115° quantità n°12  
H=2 X°=145° quantity n°29 X°=115° quantity n°23  
H=2,5 X°=145° quantity n°29 X°=115° quantity n°23  
H=3 X°=145° quantity n°27 X°=115° quantity n°21  
H=4 X°=145° quantity n°16 X°=115° quantity n°12



TRASCINATORE DRIVER N°755903

## Mori Say

| MODELLO<br>MODEL         | POS.       | MARCATORE<br>MARKER | ADATTATORE (B)<br>ADAPTOR (B) |
|--------------------------|------------|---------------------|-------------------------------|
| 6/20                     | 1-4        | 755900              | 7510600                       |
|                          | 2-3-5      | 755900              | 7510700                       |
| 6/25-6/32-642M-8/32-8/42 | 2...5(6-7) | 755900              | 755100                        |

## Tajmac

|         |       |        |        |
|---------|-------|--------|--------|
| TM 6/26 | 1-4   | 755900 | 758900 |
|         | 2-3-5 | 755900 | 759000 |

# MARCATORI CON RICARICA MARKING ROLLS WITH RE-SETTING SYSTEM

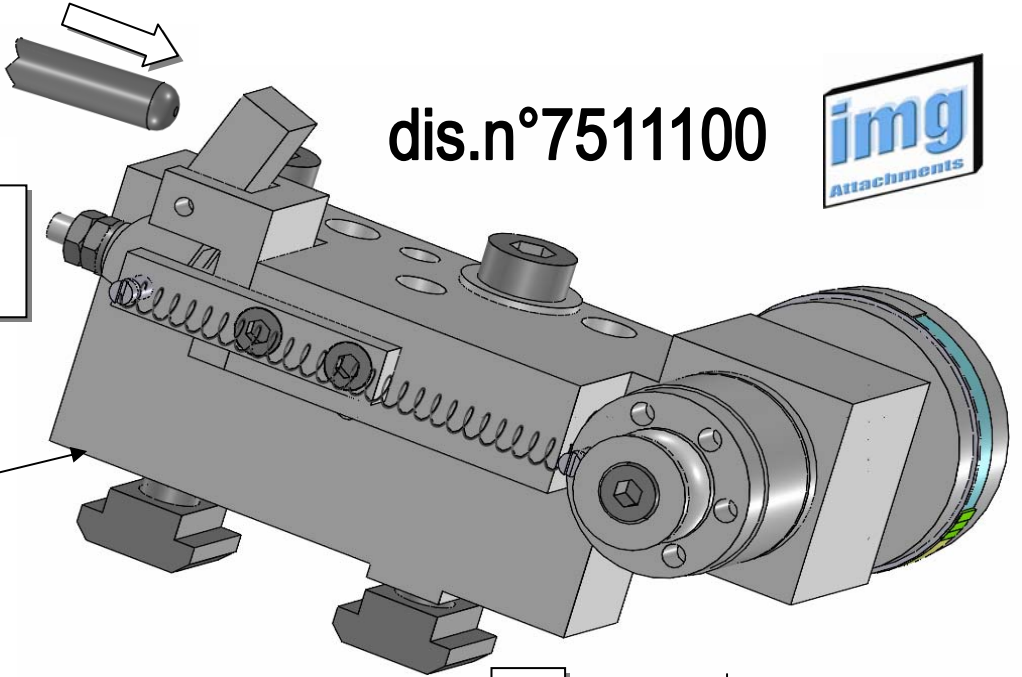


dis.n°751100

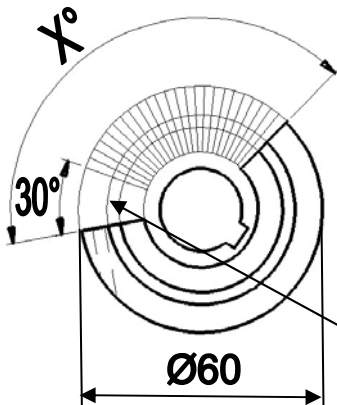
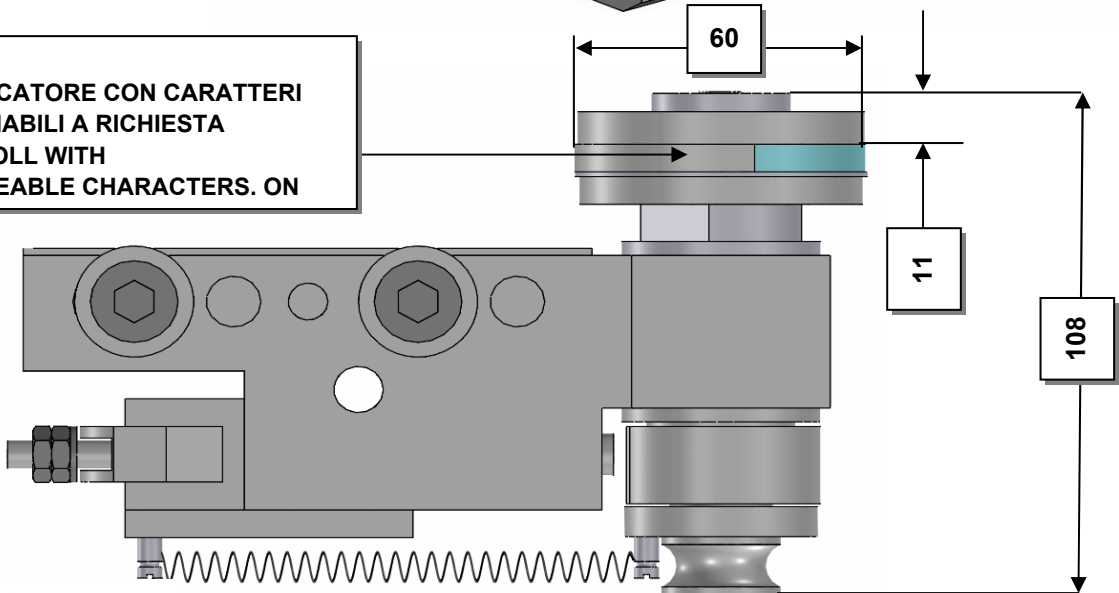
spintore escluso  
applicazione a cura del  
cliente.push excluding

ricarica durante il ritorno del  
carrello  
reloaded during bsck stroke

ADATTATORE  
ADAPTOR



756800  
RULLO MARCATORE CON CARATTERI  
INTERCAMBIABILI A RICHIESTA  
MARKING ROLL WITH  
INTECHANGEABLE CHARACTERS. ON



TRASCINATORE  
DRIVER 755903

H=2 X°=145° quantità n°29 X°=115° quantità n°23  
H=2,5 X°=145° quantità n°29 X°=115° quantità n°23  
H=3 X°=145° quantità n°27 X°=115° quantità n°21  
H=4 X°=145° quantità n°16 X°=115° quantità n°12  
H=2 X°=145° quantity n°29 X°=115° quantity n°23  
H=2,5 X°=145° quantity n°29 X°=115° quantity n°23  
H=3 X°=145° quantity n°27 X°=115° quantity n°21  
H=4 X°=145° quantity n°16 X°=115° quantity n°12

## Mori Say

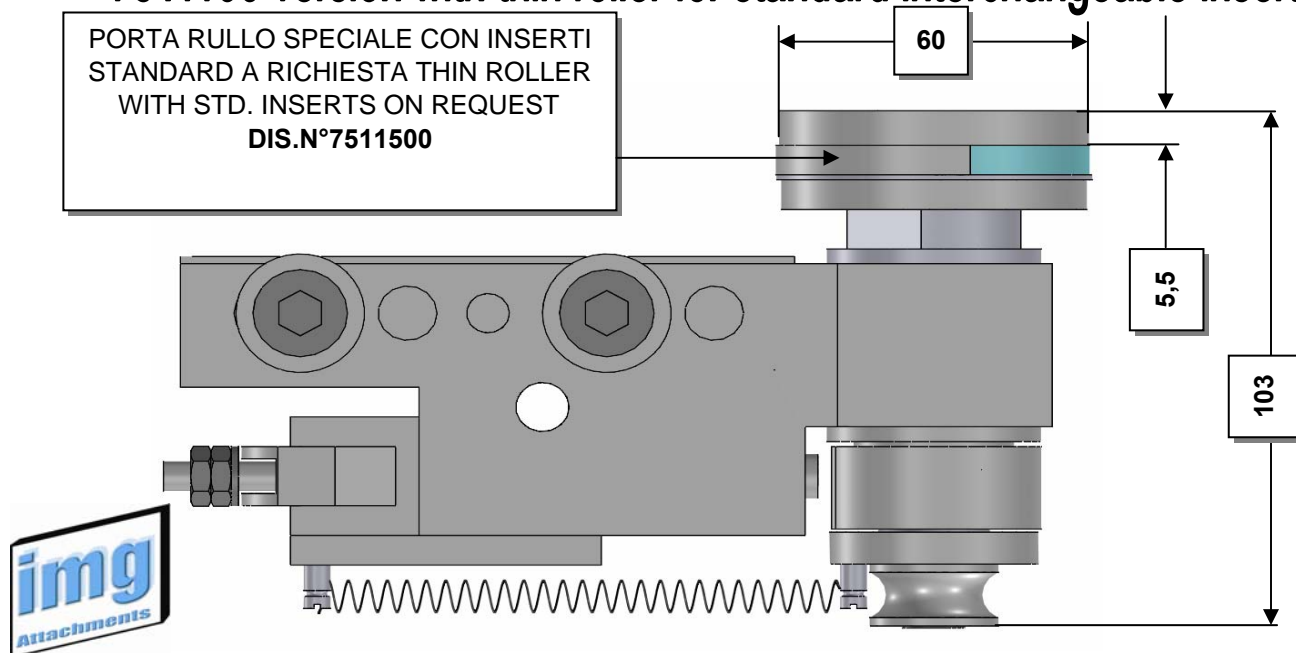
| MODELLO<br>MODEL         | POS.       | MARCATORE<br>MARKER | ADATTATORE (B)<br>ADAPTOR (B) |
|--------------------------|------------|---------------------|-------------------------------|
| 6/25-6/32-642M-8/32-8/42 | 2...5(6-7) | 751100              | 755100                        |

## Tajmac

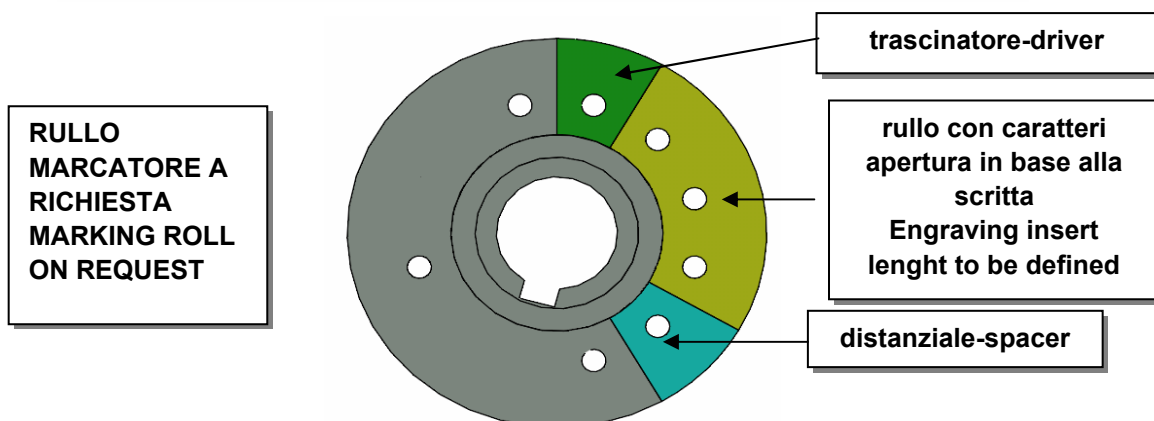
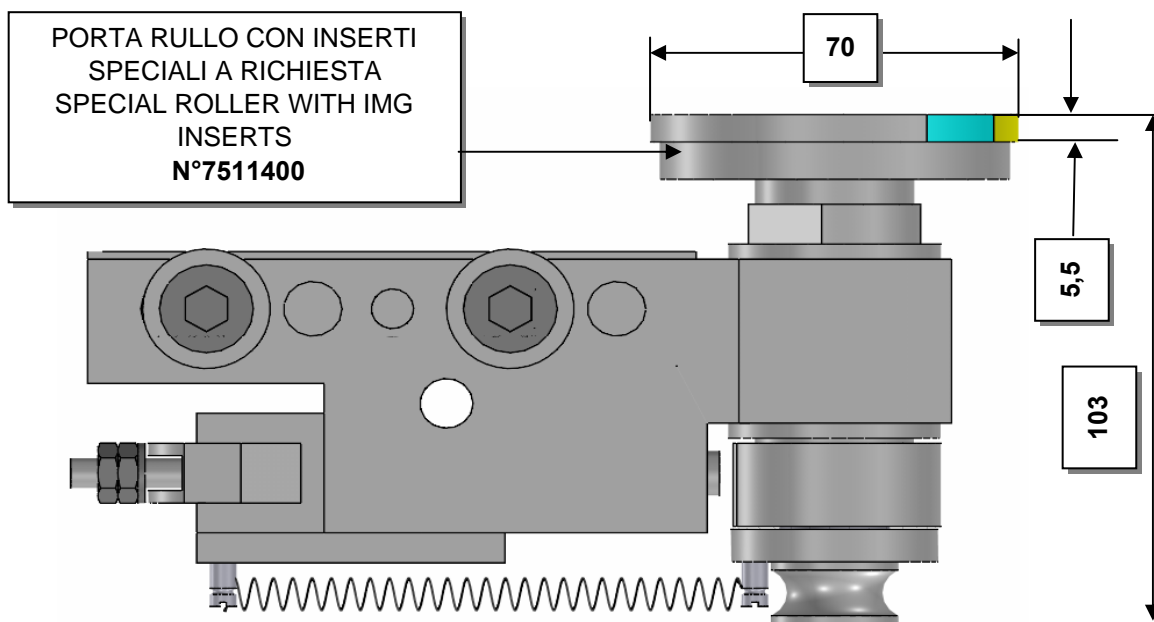
|         |       |        |        |
|---------|-------|--------|--------|
| TM 6/26 | 1-4   | 751100 | 758900 |
|         | 2-3-5 | 751100 | 759000 |

# MARCATORI CON RICARICA MARKING ATTACH. WITH RE-SETTING SYSTEM

Variante al n° 7511100 con rullo speciale stretto a inserti standard  
7511100 version with thin roller for standard interchangeable inserts



Variante al n° 7511100 con rullo a inserti speciali stretto  
7511100 Version with special thin roller for img inserts.

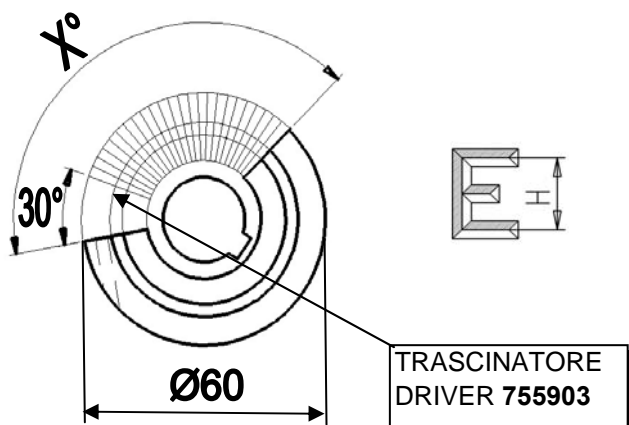
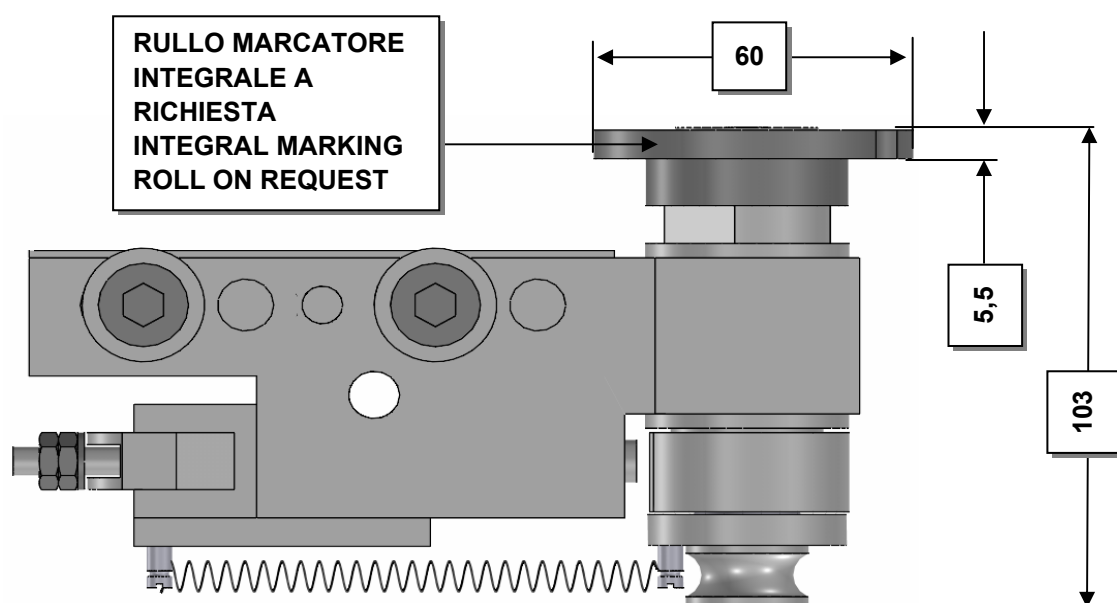


# MARCATORI CON RICARICA MARKING ROLLS WITH RE-SETTING SYSTEM



n° 7511100 con rullo integrale speciale

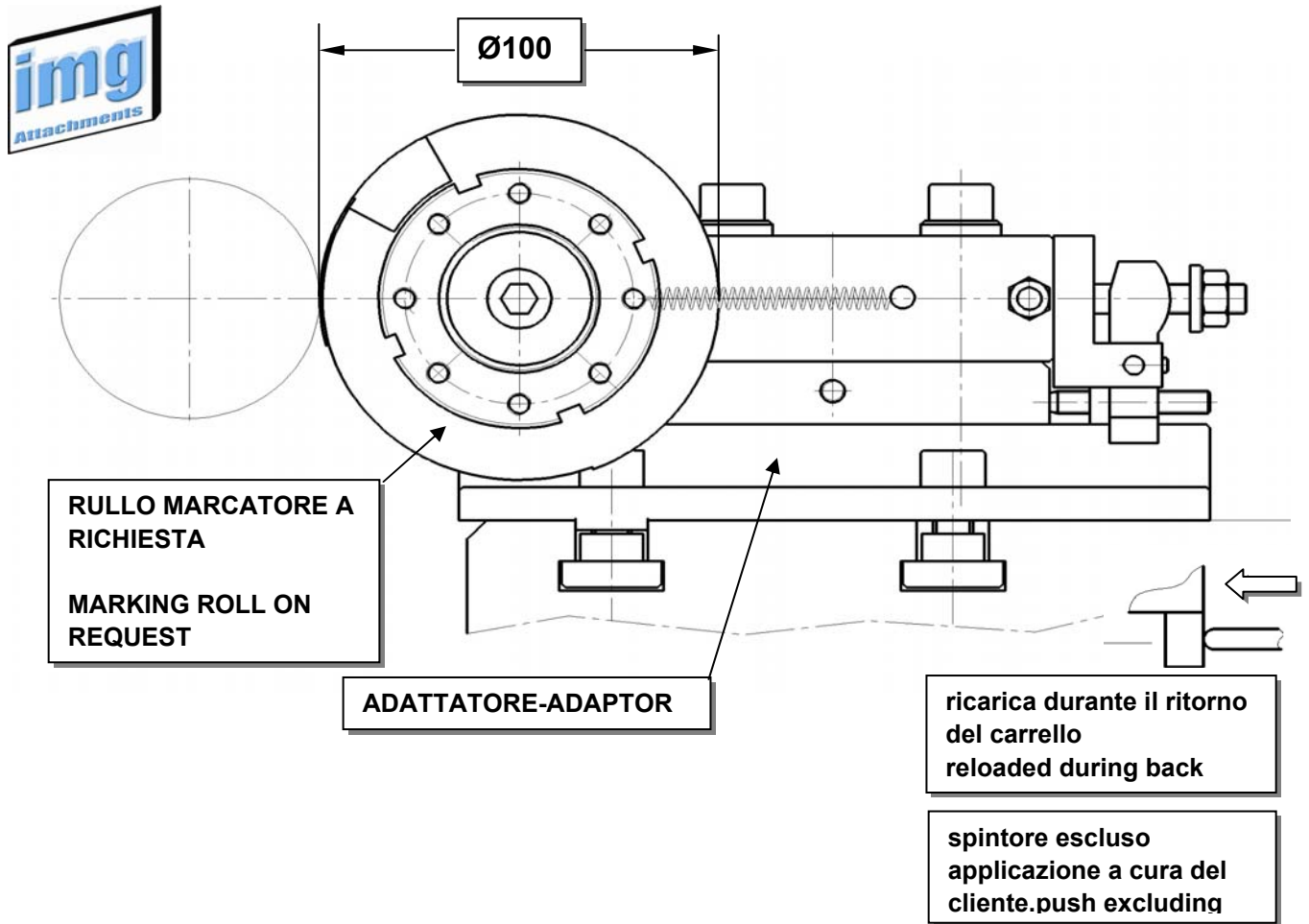
n° 7511100 with special integral narrow roller



|       |         |               |         |               |
|-------|---------|---------------|---------|---------------|
| H=2   | X°=145° | quantità n°29 | X°=115° | quantità n°23 |
| H=2,5 | X°=145° | quantità n°29 | X°=115° | quantità n°23 |
| H=3   | X°=145° | quantità n°27 | X°=115° | quantità n°21 |
| H=4   | X°=145° | quantità n°16 | X°=115° | quantità n°12 |
| H=2   | X°=145° | quantity n°29 | X°=115° | quantity n°23 |
| H=2,5 | X°=145° | quantity n°29 | X°=115° | quantity n°23 |
| H=3   | X°=145° | quantity n°27 | X°=115° | quantity n°21 |
| H=4   | X°=145° | quantity n°16 | X°=115° | quantity n°12 |

# MARCATORI CON RICARICA

## MARKING ROLLS WITH RE-SETTING SYSTEM

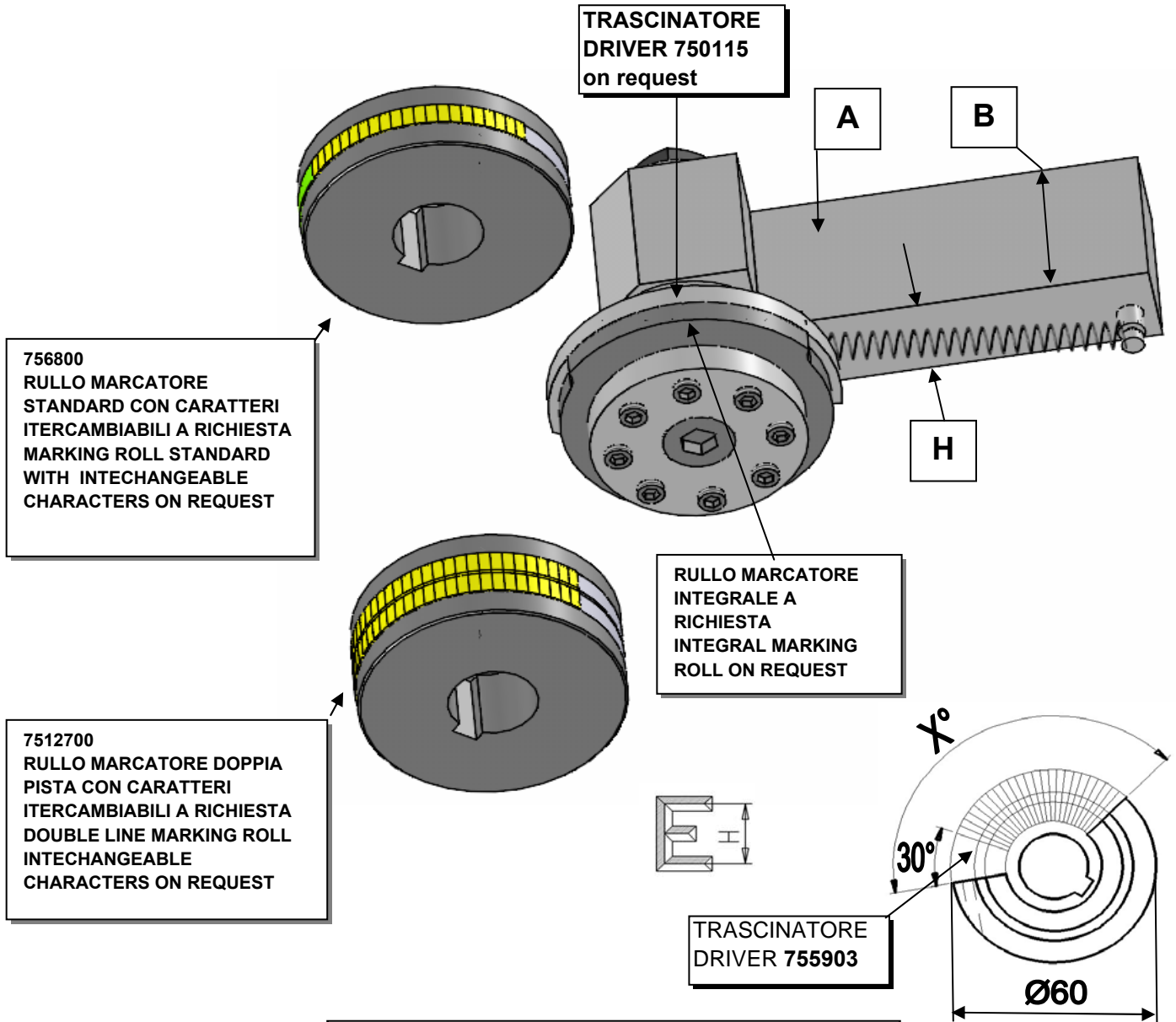


Marcatore speciale per marcature su tutta la circonferenza di grossi diametri  
Special marking roll suitable for marking on the whole circumference on big diameter

| MODELLO<br>MODEL | POS.  | MARCATORE<br>MARKER | ADATTATORE<br>ADAPTOR        |
|------------------|-------|---------------------|------------------------------|
| 6/25-6/32-6/42   | 2...5 | 759400              | 759900                       |
| 6/57-6/67        | 2...5 | 759400              | 759500 REGOLABILE-ADJUSTABLE |



# MARCATORI PER C.N.C. MARKING ATTACH. FOR C.N.C.

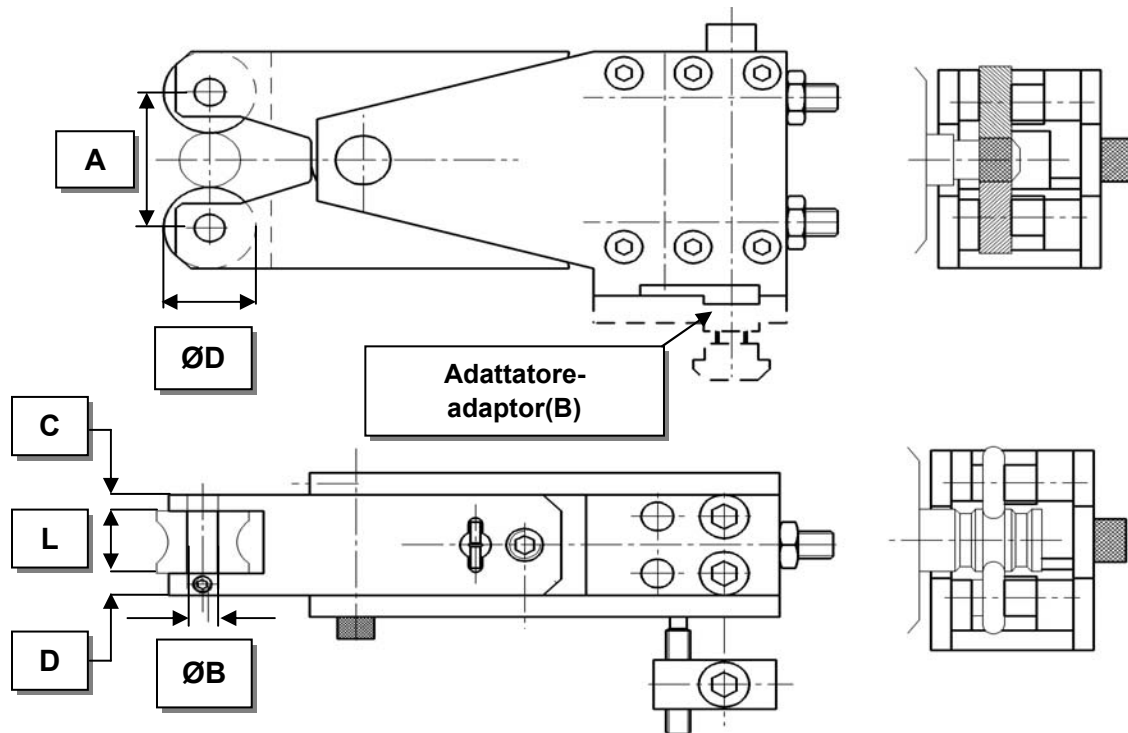
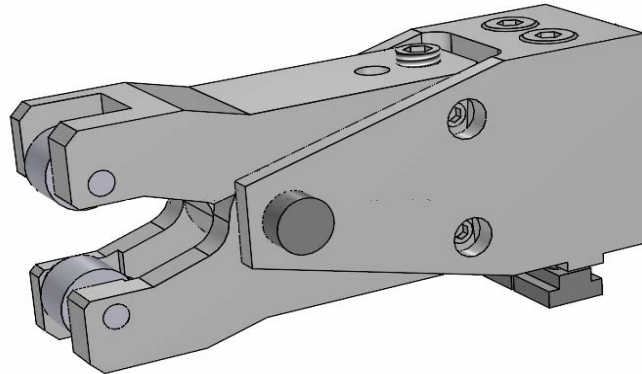


H=2 X°=145° quantità n°29 X°=115° quantità n°23  
H=2,5 X°=145° quantità n°29 X°=115° quantità n°23  
H=3 X°=145° quantità n°27 X°=115° quantità n°21  
H=4 X°=145° quantità n°16 X°=115° quantità n°12  
H=2 X°=145° quantity n°29 X°=115° quantity n°23  
H=2,5 X°=145° quantity n°29 X°=115° quantity n°23  
H=3 X°=145° quantity n°27 X°=115° quantity n°21  
H=4 X°=145° quantity n°16 X°=115° quantity n°12

| B  | H  | GRUPPO -A-<br>GROUP -A- | RULLO MARCATORE<br>MARKING ROLL<br>MARKER | TRASCINATORE<br>DRIVER |
|----|----|-------------------------|---|------------------------|
| 40 | 20 | 751400                  | 756800                                    | 750115                 |
| 40 | 25 | 751500                  | 756800                                    | 750115                 |
| 46 | 25 | 7512600                 | 7512700                                   | 750115                 |



# RULLATORI E GODRONATORI BURNISHING AND KNURLING HOLDER



## Mori Say

| MODELLO                  | GRUPPO  | ADATTATORE (B) | A MAX | ØD MAX | ØB | L     | C | D |
|--------------------------|---------|----------------|-------|--------|----|-------|---|---|
| MODEL                    | GROUP   | ADAPTOR (B)    |       |        |    |       |   |   |
| 6/20                     | 7710500 | -              | 40    | 23     | 6  | 16,01 | 9 | 9 |
|                          | 770100  | -              | 40    | 23     | 6  | 16    | 5 | 9 |
|                          | 773000  | -              | 48    | 31     | 8  | 26    | 7 | 9 |
| 6/25-6/32-642M-8/32-8/42 | 770100  | 775000         | 40    | 23     | 6  | 16    | 5 | 9 |
|                          | 7710500 | 775000         | 40    | 23     | 6  | 16,01 | 9 | 9 |
|                          | 770400  | 773600         | 61    | 39     | 10 | 23    | 6 | 8 |

## Tajmac

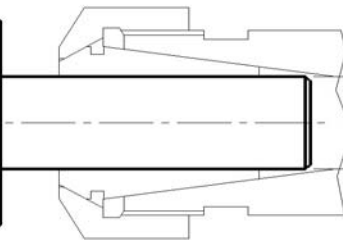
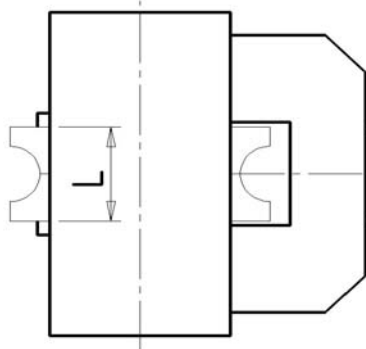
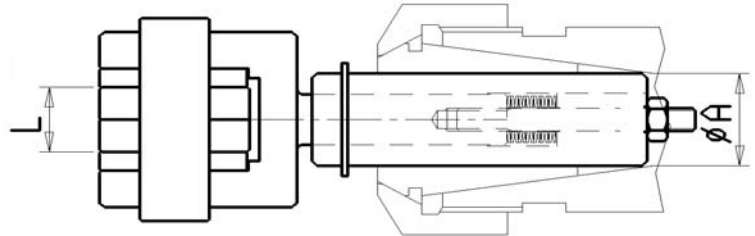
|         |         |        |    |    |   |       |   |   |
|---------|---------|--------|----|----|---|-------|---|---|
| TM 6/26 | 7710500 | 779800 | 40 | 23 | 6 | 16,01 | 9 | 9 |
|         | 770100  | 779800 | 40 | 23 | 6 | 16    | 5 | 9 |

# RULLATORE FRONTALE DA MANDRINO

## FRONT BURNISHING HOLDER ACTUATED BY TOOL SPINDLE

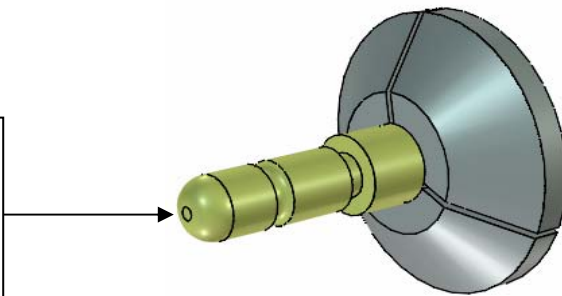


**Rullatore frontale elastico**  
Spring loaded front burnishing holder



**Rullatore frontale fisso**  
Stationary burnishing

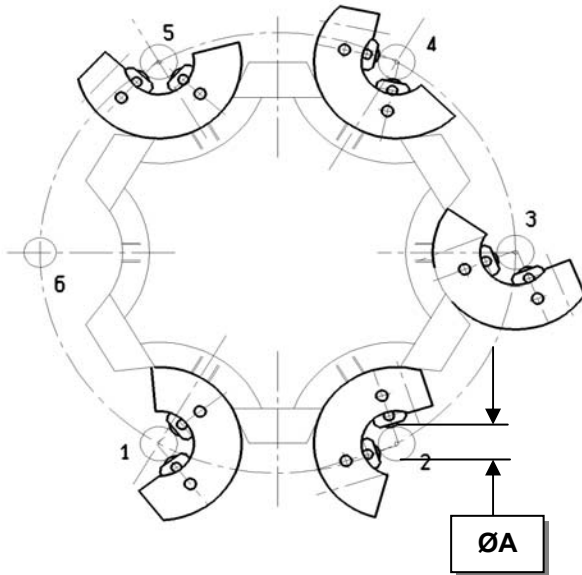
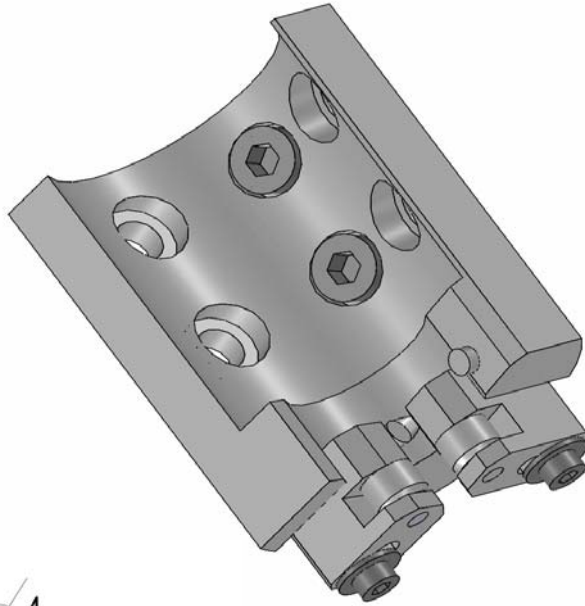
**La sfera deve avere almeno 0,8-1mm di piano sulla testa**  
Ball should have at least 0,8-1mm flat on top



| GRUPPO | ATTACCO | L     | NOTE                   |
|--------|---------|-------|------------------------|
| GROUP  | SHANK   |       |                        |
| 777700 | ØA=20   | 14,00 | ELASTICO-SPRING LOADED |
| 778100 | ØA=40   | 14,00 | ELASTICO-SPRING LOADED |
| 770600 | ØA=40   | 14,00 | ELASTICO-SPRING LOADED |
| 770300 | ØA=20   | 14,00 | FISSO-STATIONARY       |

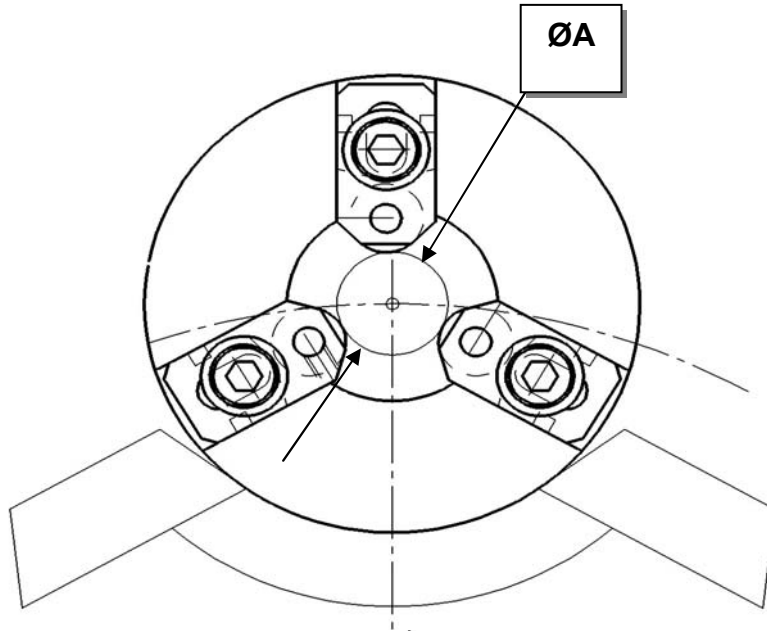
COPPIE DI RULLI A RICHIESTA  
SET OF BURNISHING ROLLERS ON REQUEST

# PORTA RULLI DI SOSTEGNO ROLLER STEADIES



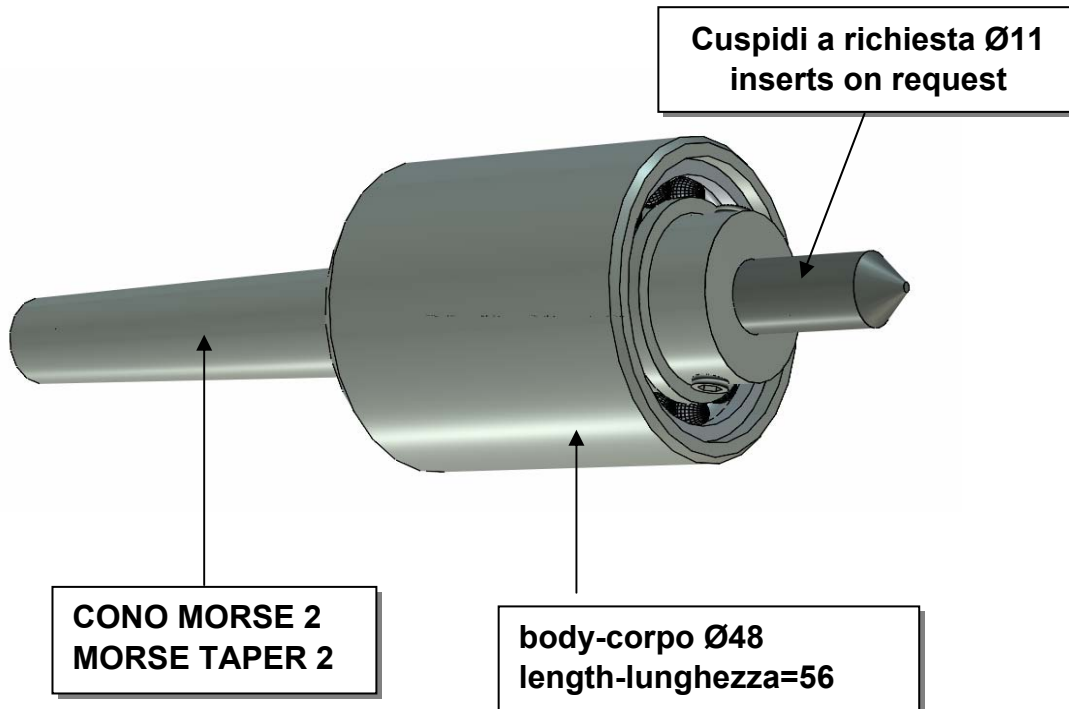
| MODELLO                  | GRUPPO | POS.          | Ø A MAX | Ø A Min |
|--------------------------|--------|---------------|---------|---------|
|                          |        | MODEL         |         |         |
| 6/20                     | 786300 | 1-2-3-4-5     | 14      | 4       |
| 6/25-6/32-642M-8/32-8/42 | 782500 | 1-2-3-4-5-6-7 | 18      | 5,5     |

# PORTA RULLI DI SOSTEGNO SPECIALE SPECIAL ROLLER STEADIES



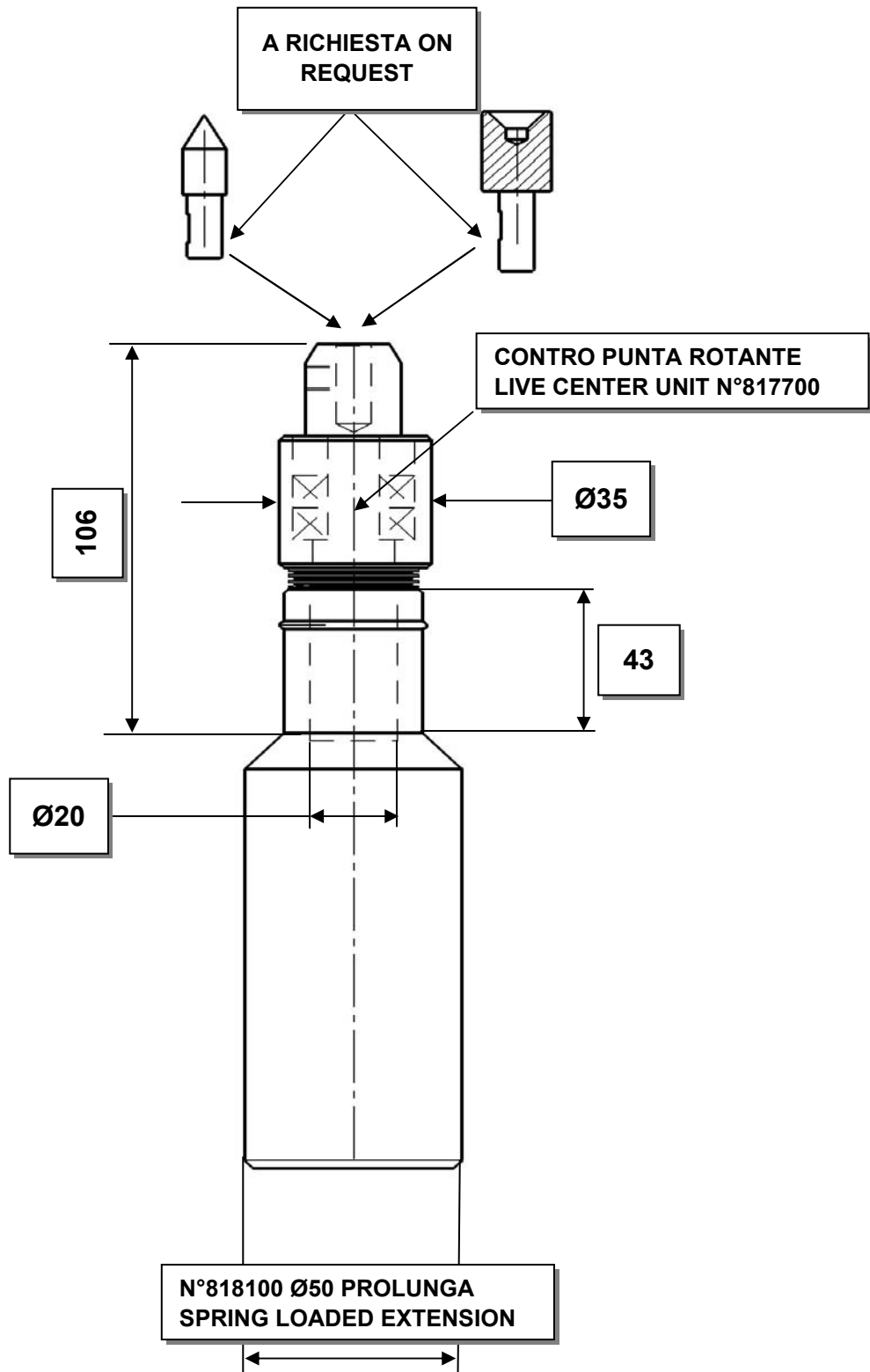
| MODELLO                   | GRUPPO |               | Ø A MAX | Ø A Min |
|---------------------------|--------|---------------|---------|---------|
|                           |        | POS.          |         |         |
| MODEL                     | GROUP  |               |         |         |
| 6/25-6/32-6/42M-8/32-8/42 | 782800 | 1-2-3-4-5-6-7 | 20      | 8       |
|                           |        |               |         |         |

# CONTROPUNTA ROTANTE LIVE CENTER UNIT

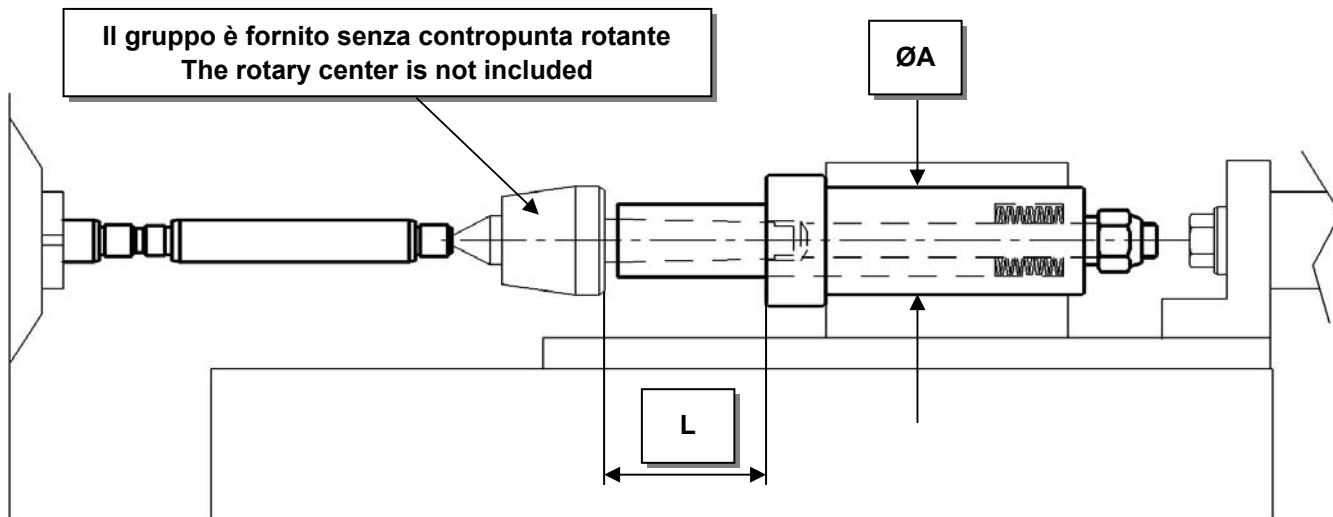


dis. n° 817200

# CONTROPUNTA ROTANTE ROTARY LOADED UNIT



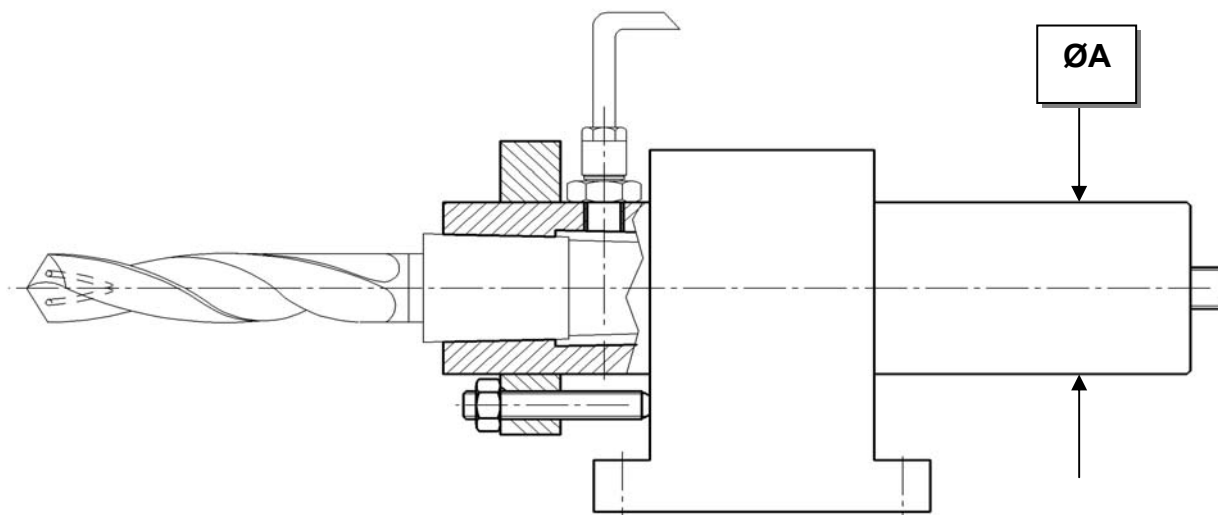
# CONTROPUNTA ELASTICA SPRING LOADED UNIT



| GRUPPO | ATTACCO -B-                  | Ø A   | L     |
|--------|------------------------------|-------|-------|
| GROUP  | SHANK -B-                    |       |       |
| 813400 | CONO MORSE 2 - MORSE TAPER 2 | 44,45 | 60,00 |
| 812000 | CONO MORSE 2 - MORSE TAPER 2 | 44,45 | 10,00 |
| 813000 | CONO MORSE 2 - MORSE TAPER 2 | 40    | 10,00 |

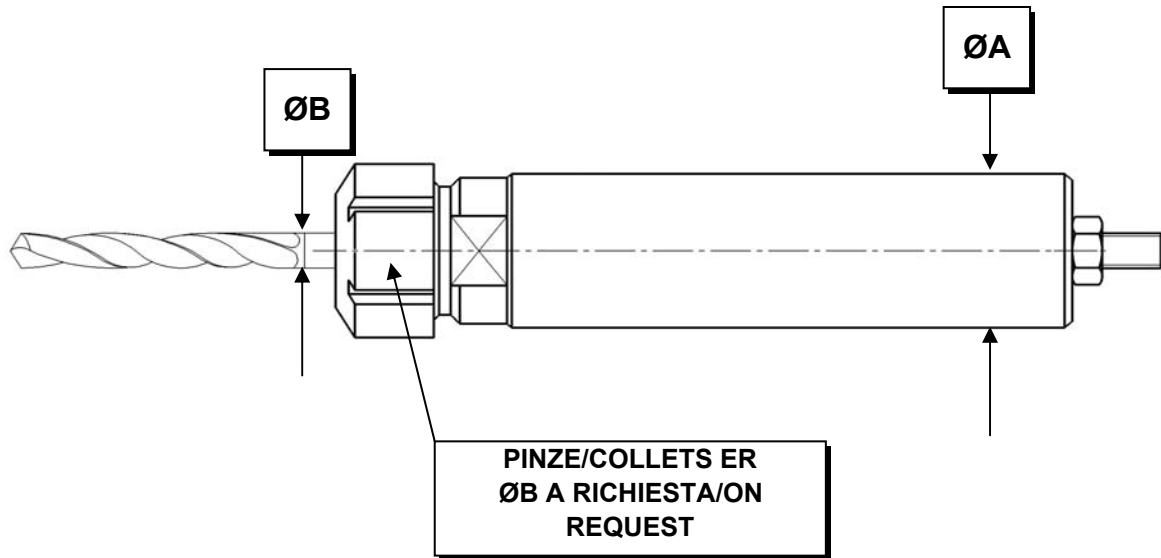


# PORTA PUNTA CON REFRIGERAZIONE INTERNA ATTACCO CONO MORSE DRILL HOLDER WITH COOLANT FOR CORED DRILLS, MORSE TAPER SHANK



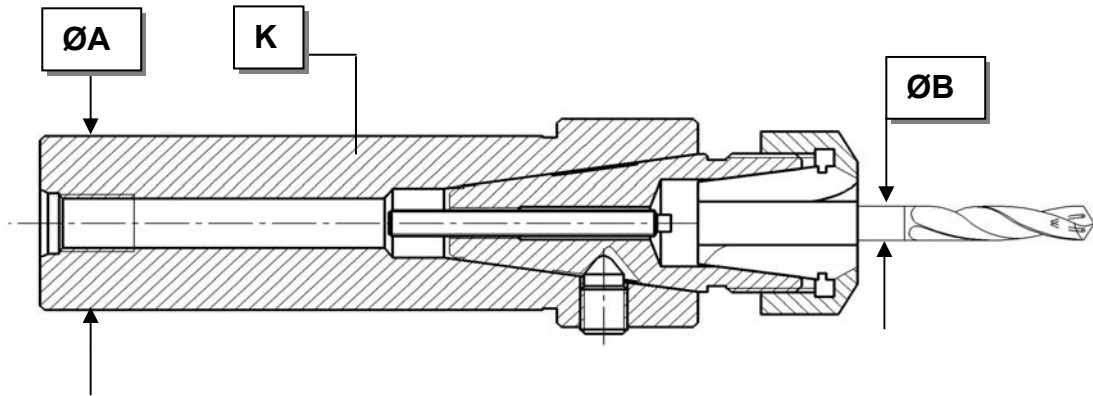
| GRUPPO | ATTACCO                      | Ø A   |
|--------|------------------------------|-------|
| GROUP  | SHANK                        |       |
| 810700 | CONO MORSE 2 - MORSE TAPER 2 | 44,45 |
| 810600 | CONO MORSE 3 - MORSE TAPER 3 | 40    |
| 811800 | CONO MORSE 2 - MORSE TAPER 2 | 40    |

# PORTA PUNTA CON PINZE ER DRILL HOLDERS FOR ER COLLETS

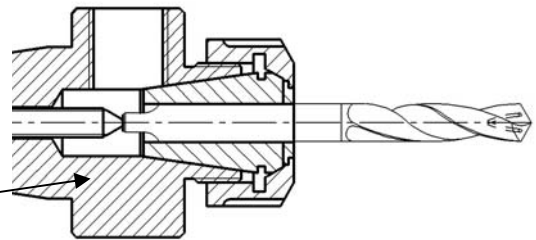


| GRUPPO | PINZA   | Ø A   |
|--------|---------|-------|
| GROUP  | COLLETS |       |
| 811000 | ER 32   | 40    |
| 811400 | ER 25   | 40    |
| 812400 | ER 32   | 44,45 |
| 812600 | ER 40   | 44,45 |

# PORTA PUNTA CON PINZE ER DRILL HOLDERS FOR ER COLLETS



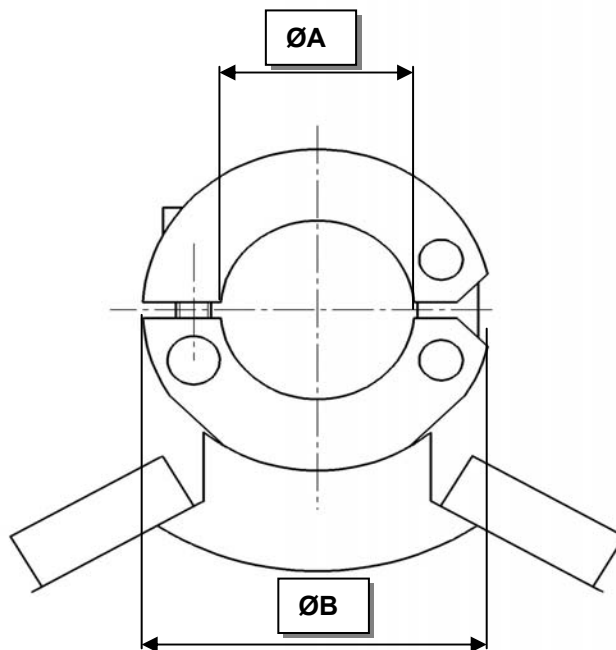
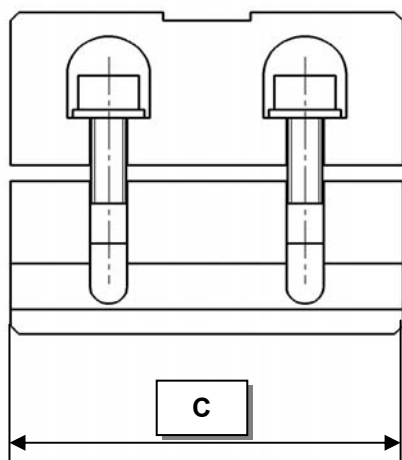
A RICHIESTA CON ATTACCO PER  
REFRIGERAZIONE-COOLANT FOR  
AVAILABLE WITH COOLING INLET-  
ON REQUEST



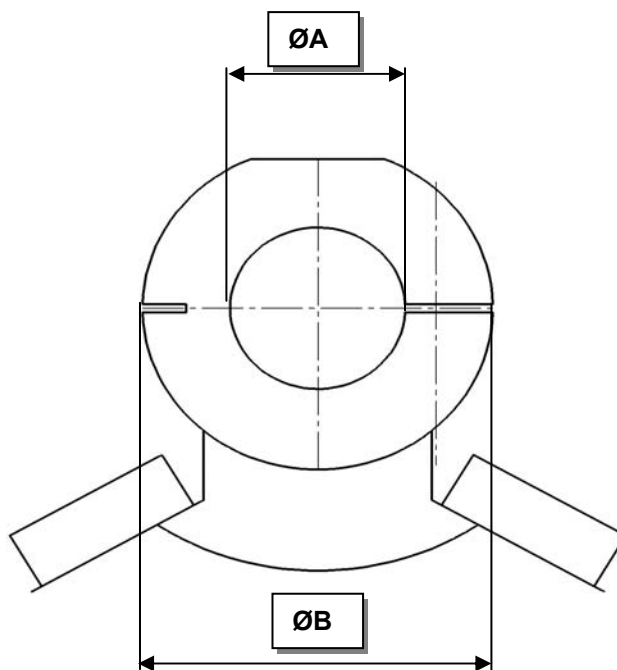
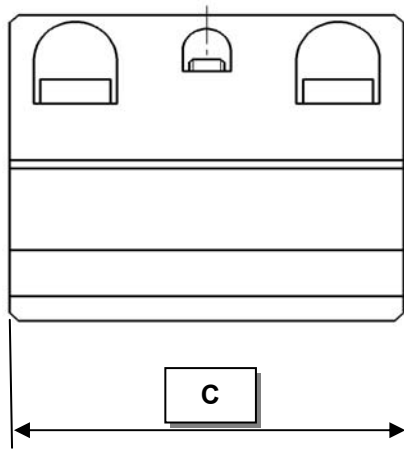
PINZE A RICHIESTA SPECIFICARE ØB  
COLLETS ON REQUEST SPECIFY ØB

| K      | ATTACCO<br>SHANK | ØA    | PINZE   |
|--------|------------------|-------|---------|
|        |                  |       | COLLETS |
| 814900 | ISO 30           | 40    | ER 16   |
|        |                  |       | ER 20   |
|        |                  |       | ER 25   |
|        |                  |       | ER 32   |
| 817100 | ISO 30           | 44,45 | ER 16   |
|        |                  |       | ER 20   |
|        |                  |       | ER 25   |
|        |                  |       | ER 32   |
| 814800 | ISO 40           | 40    | ER 32   |
|        |                  |       | ER 40   |
| 818300 | ISO 40           | 50    | ER 32   |
|        |                  |       | ER 40   |

# SUPPORTO PER MANDRINI SPINDLE SUPPORT



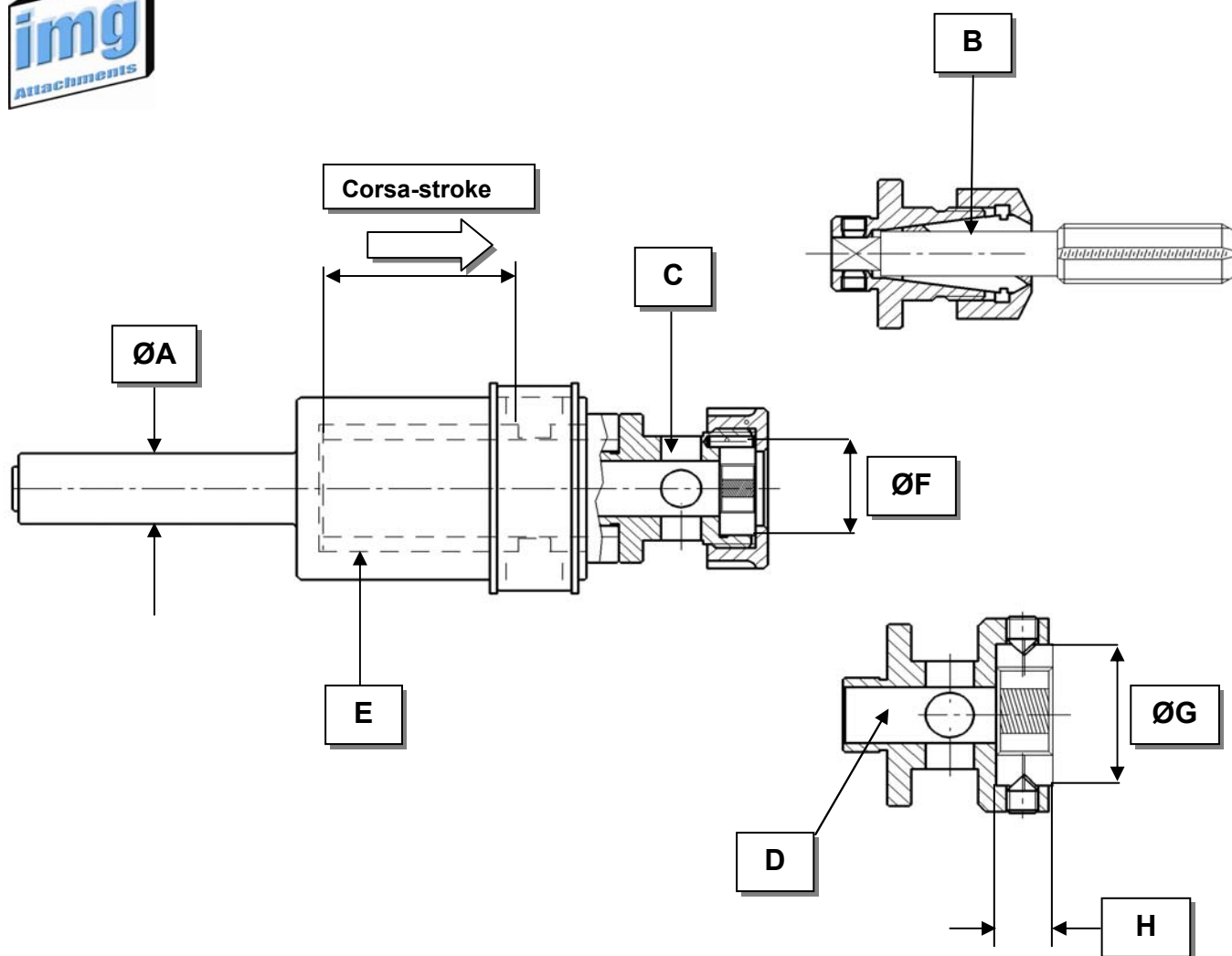
| DISEGNO N° | ØA    | ØB | C  |
|------------|-------|----|----|
| A131100    | 44,45 | 80 | 90 |
| A131000    | 40,00 | 64 | 60 |



| DISEGNO N° | ØA    | ØB | C  |
|------------|-------|----|----|
| A131200    | 40,00 | 80 | 90 |
| A131300    | 40,00 | 64 | 60 |



# PORTA FILIERA E PORTA MASCHIO AD ESTRAZIONE TAP AND DIE HOLDER



**CORPO PORTA FILIERE E PORTA MASCHIO TIPO -E- CORSA 40mm  
GAMBO ØA(19,05;20;25;25,4;30) A RICHIESTA**

**PORTA FILIERA CHIUSURA CON GHIERA E SPINA TIPO -C-  
SPECIFICARE ØF**

**PORTA FILIERA CHIUSURA CON GRANI E TIPO -D-  
SPECIFICARE ØG E ALTEZZA -H-**

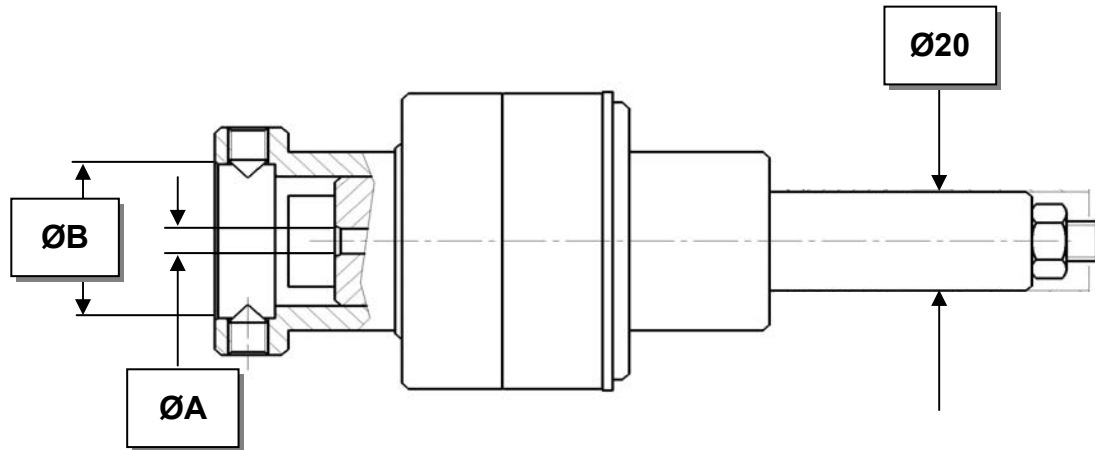
**PORTA MASCHIO CHIUSURA CON PINZE  
SPECIFICARE TIPO DI PINZA**

**CORPO PORTA FILIERE E PORTA MASCHIO TIPO -E- CORSA Ø18mm  
GAMBO ØA16**

**PORTA FILIERA CHIUSURA CON GRANI E TIPO -D-  
ØG=25 E ALTEZZA H=9**

**PORTA MASCHIO CHIUSURA CON PINZE ER16**

# PORTA FILIERA CON PORTA MASCHIO TAP WITH DIE HOLDER

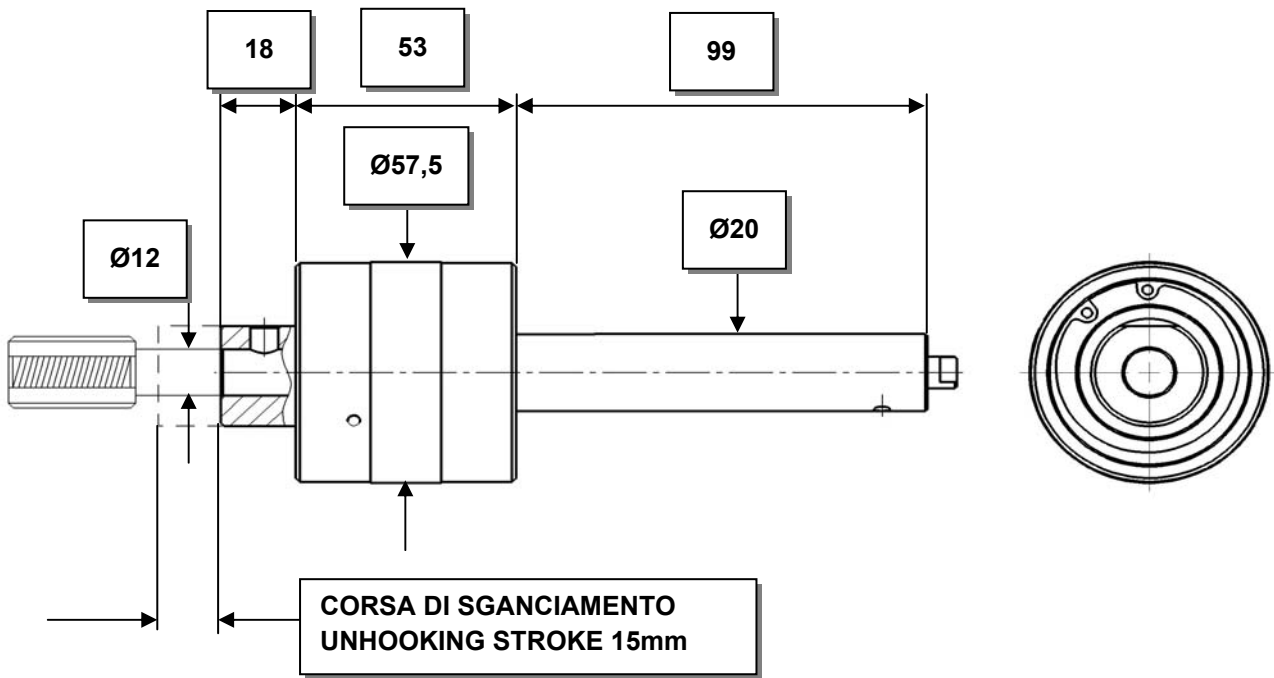


|                           |         |
|---------------------------|---------|
| SPECIFICARE PASSO MASCHIO |         |
| SPECIFICARE ØGAMBO A      |         |
| SPECIFICARE PASSO FILIERA |         |
| SPECIFICARE ØFILIERA B    |         |
| GRUPPO COMPLETO           | 89..... |

| GUPPO<br>GROUP | PORTA FILIERA<br>DIE HOLDER<br>ØB | PORTA MASCHIO<br>TAP HOLDER<br>ØA |
|----------------|-----------------------------------|-----------------------------------|
| 892600         | 25,00                             | 4                                 |
| 892300         | 30,00                             | 9                                 |

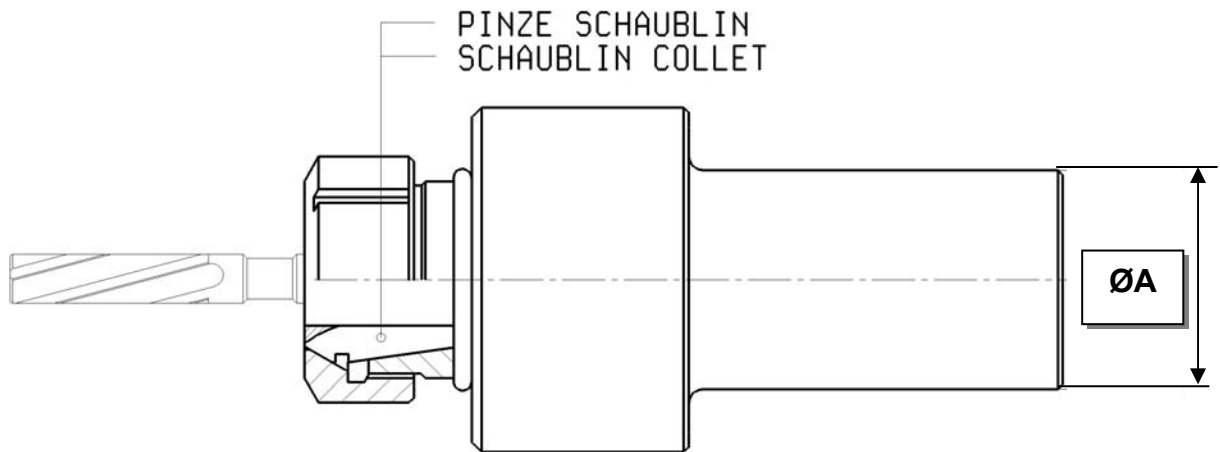


# PORTA MASCHIO A SGANCIAMENTO AUTOMATICO SELF RELEASING TAP HOLDER



n°892900

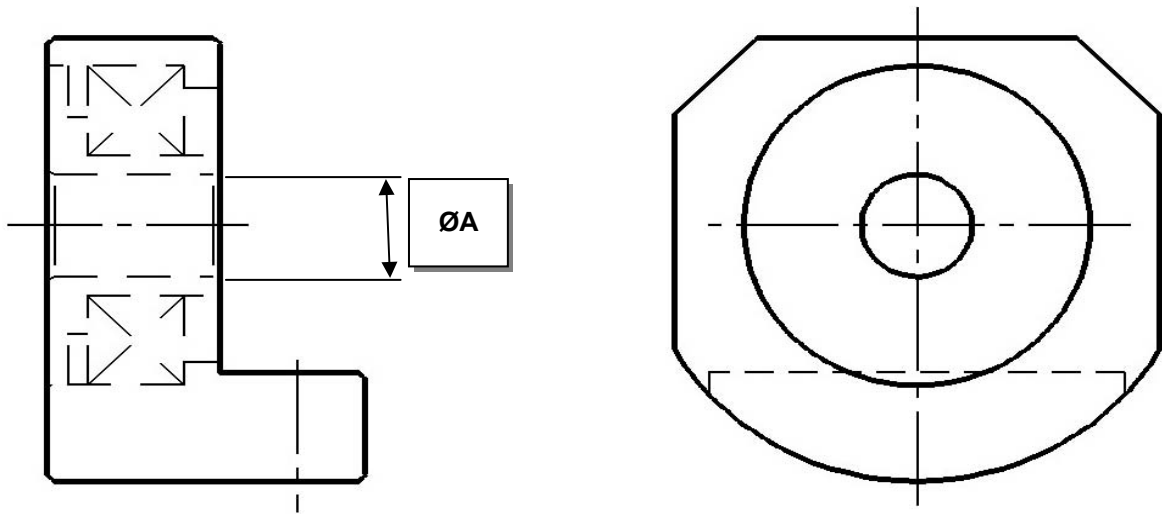
# PORTA ALESATORE OSCILLANTE AUTOCENTRANTE SELF-CENTERING ALL FLOATING REAMER HOLDER



PER TUTTI I TIPO DI TORNIO-FOR ALL TYPE OF AUTOMATIC  
I PORTA ALESATORI VENGONO FORNITI SENZA PINZA IN CASO DI ORDINE COMPLETO SPECIFICARE IL Ø  
REAMER HOLDERS ARE SUPPLIED WITHOUT COLLET,IN CASE OF ORDER SPECIFY COLLET BORE DIAMETER

| GRUPPO   | PINZA   | Ø A   |
|----------|---------|-------|
| GROUP    | COLLETS |       |
| 891900-1 | ER 20   | 20    |
| 891000   | ER 32   | 40    |
| 890800-1 | ER 32   | 44,45 |
| 892400   | ER 40   | 44,45 |

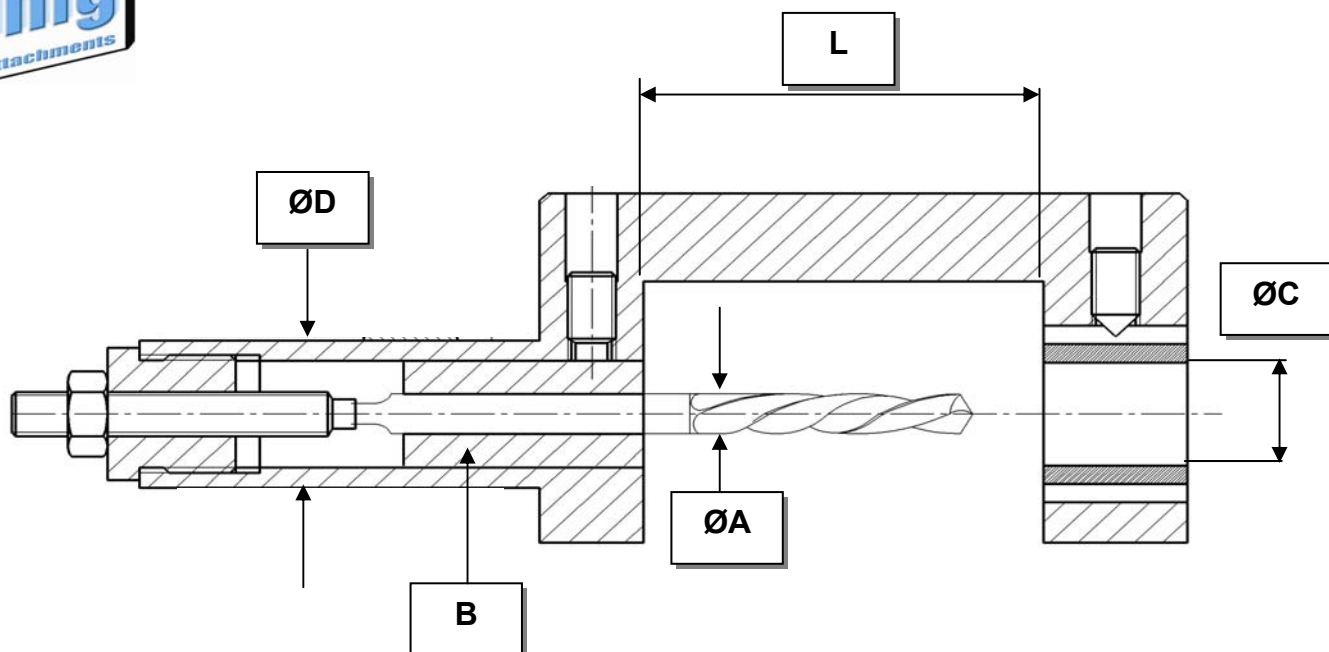
# SUPPORTI DI SOSTEGNO CON CUSCINETTI SUPPORT WITH BALL BEARINGS



| MODELLO<br>MODELL        | GRUPPO<br>UNIT | ØA MAX | POS.    |
|--------------------------|----------------|--------|---------|
| 6/25-6/32-6/42-8/32-8/42 | A132700        | 16     | 1.....8 |

BOCCOLE ØA A RICHIESTA  
BUSHES ØA ON REQUEST

# SUPPORTO DI SOSTEGNO CON BOCCOLE IN METALLO DURO E PORTA PUNTA SUPPORT CARBIDE BUSH AND DRILL HOLDER

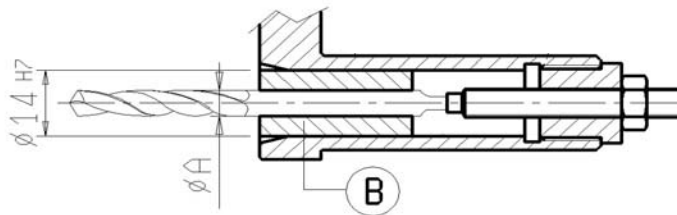
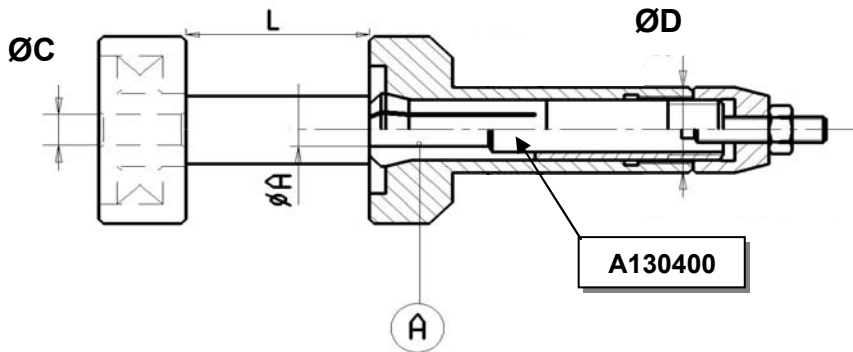
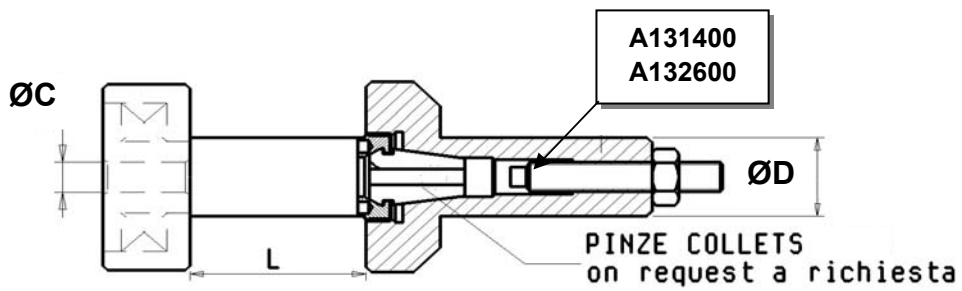


PER TUTTI I TIPI DI TORNIO-FOR ALL TYPE OF AUTOMATICS

| DISEGNO N° | ØC  | ØD | L  | ØA     | BOCCOLE B                 |
|------------|-----|----|----|--------|---------------------------|
| DRAWING N° | MAX |    |    |        | BUSH B                    |
| A130200    | 14  | 20 | 35 | 10 MAX | A RICHIESTA<br>ON REQUEST |

# SUPPORTO DI SOSTEGNO CON CUSCINETTI E PORTA PUNTA

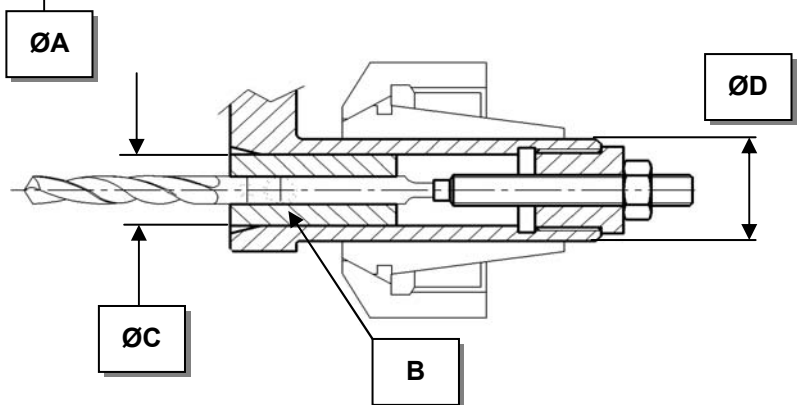
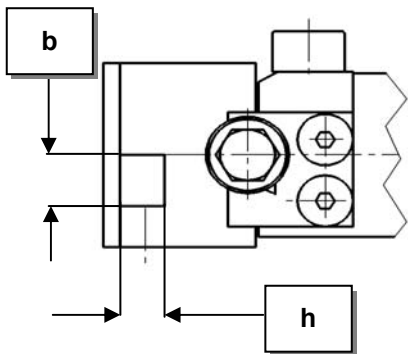
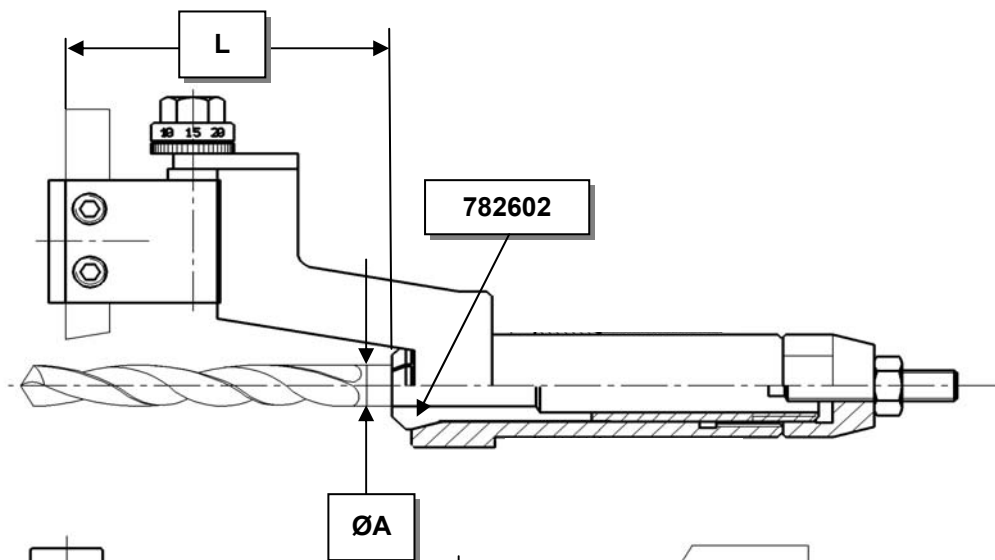
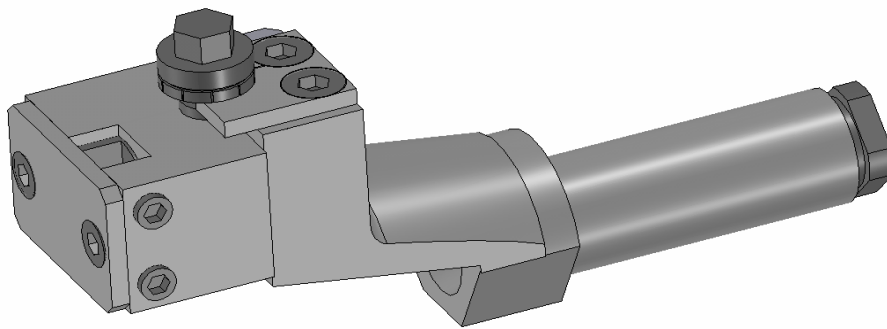
## SUPPORT WITH BALL BEARINGS AND DRILL HOLDER



PER TUTTI I TIPI DI TORNIO-FOR ALL TYPE OF AUTOMATICS

| DISEGNO N°<br>DRAWING N° | ØC<br>max | ØD | L  | ØA     | PINZE N°<br>-A-<br>COLLETS N°             | BOCCOLE B<br>BUSH B       |
|--------------------------|-----------|----|----|--------|---|---------------------------|
| A130400                  | 13        | 20 | 40 | 10 MAX | 782602 ØA A<br>RICHIESTA-ØA<br>ON REQUEST | A RICHIESTA<br>ON REQUEST |
| A131600                  | 13        | 20 | 30 | 7 MAX  | PINZE ER11<br>COLLETS ER11<br>ON REQUEST  |                           |
| A132600                  | 13        | 20 | 35 | 10 MAX | PINZE ER16<br>COLLETS ER16<br>ON REQUEST  |                           |

# PORTA PUNTA CON PORTA UTENSILE FRONTALE DRILL HOLDER WITH TURNING TOOLHOLDER

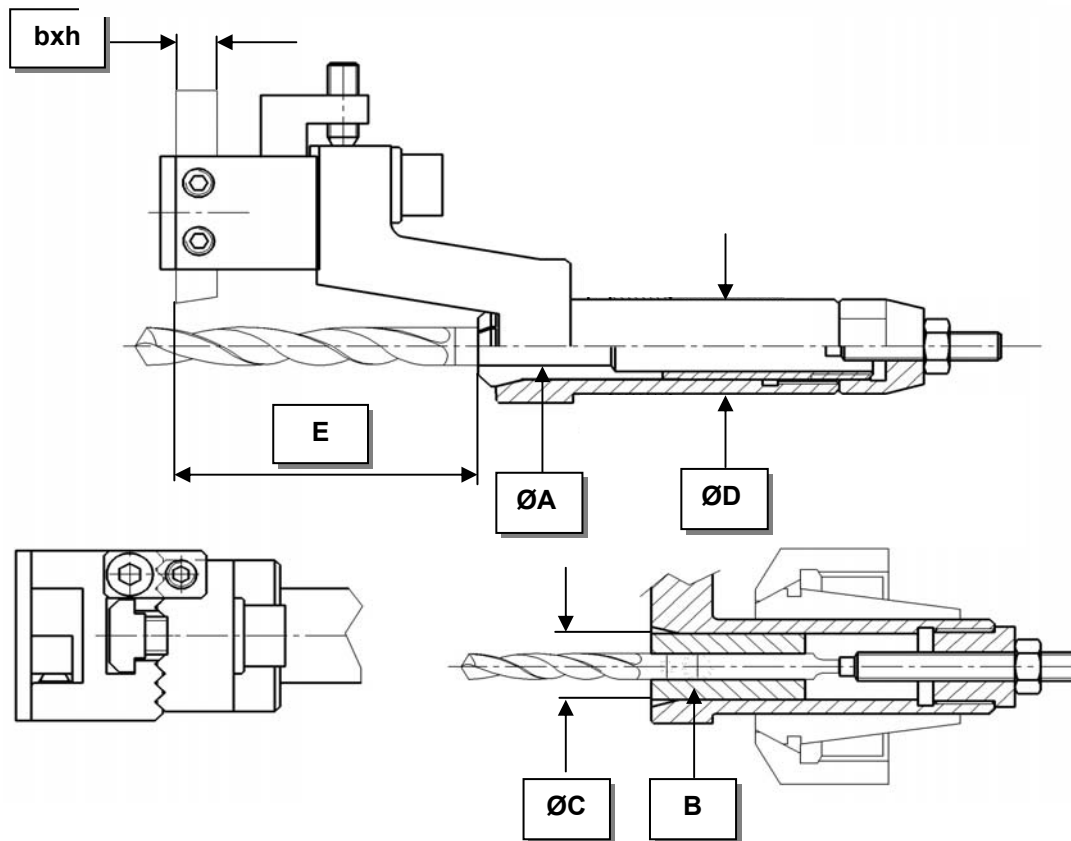
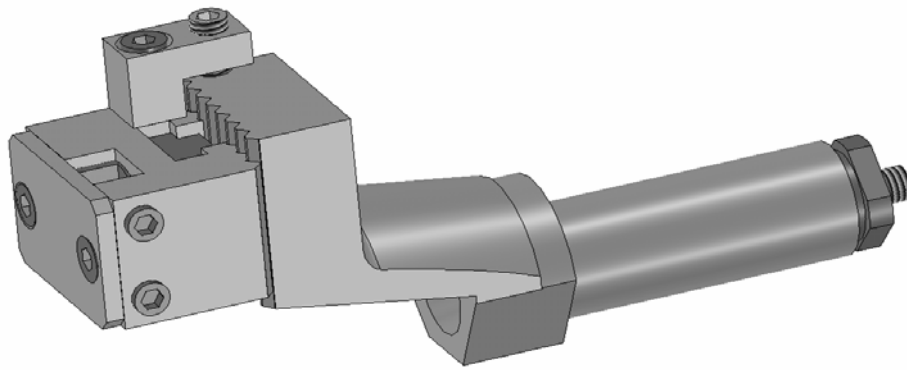


PER TUTTI I TIPI DI TORNIO-FOR ALL TYPE OF AUTOMATICS

| DISEGNO N°<br>DRAWING N° | ØC | ØD | E  | bxh | ØA     | PINZE N°<br>COLLETS N°                    | BOCCOLE<br>BUSH B         |
|--------------------------|----|----|----|-----|--------|---|---------------------------|
| 980200                   | 14 | 20 | 59 | 8x8 | 10 MAX | 782602 ØA A<br>RICHIESTA-ØA<br>ON REQUEST | A RICHIESTA<br>ON REQUEST |



# PORTA PUNTA CON PORTA UTENSILE FRONTALE DRILL HOLDER WITH TURNING TOOLHOLDER



PER TUTTI I TIPI DI TORNIO-FOR ALL TYPE OF AUTOMATICS

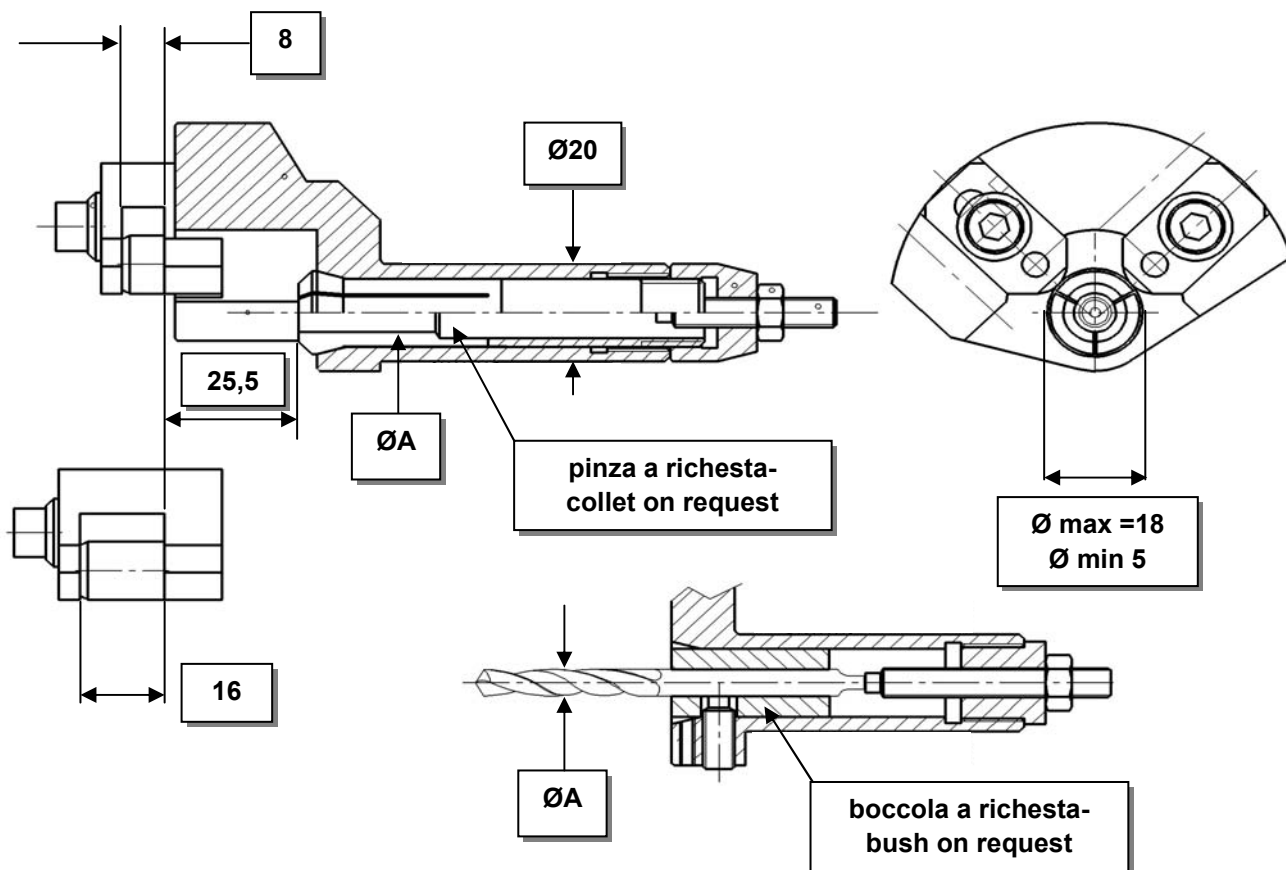
| DISEGNO N° | ØC<br>max | ØD | E  | b x h | ØA<br>max | PINZE N°<br>A RICHIESTA ON<br>REQUEST | BOCCOLE<br>A RICHIESTA<br>ON REQUEST |
|------------|-----------|----|----|-------|-----------|---------------------------------------|--------------------------------------|
| DRAWING N° |           |    |    |       |           | COLLETS N°                            | BUSH B                               |
| 980400     | 14        | 20 | 31 | 8x8   | 10        | 782602 ØA=                            | ØA=                                  |
| 980600     | 14        | 20 | 46 | 8x8   | 10        | 782602 ØA=                            | ØA=                                  |
| 980700     | 14        | 16 | 34 | 8x8   | -         | -                                     | ØA=                                  |
| 954600     | 20        | 26 | 42 | 12x12 | 16        | 954607 ØA=                            | ØA=                                  |
| 9510300    | 20        | 26 | 54 | 12x12 | 16        | 954607 ØA=                            | ØA=                                  |



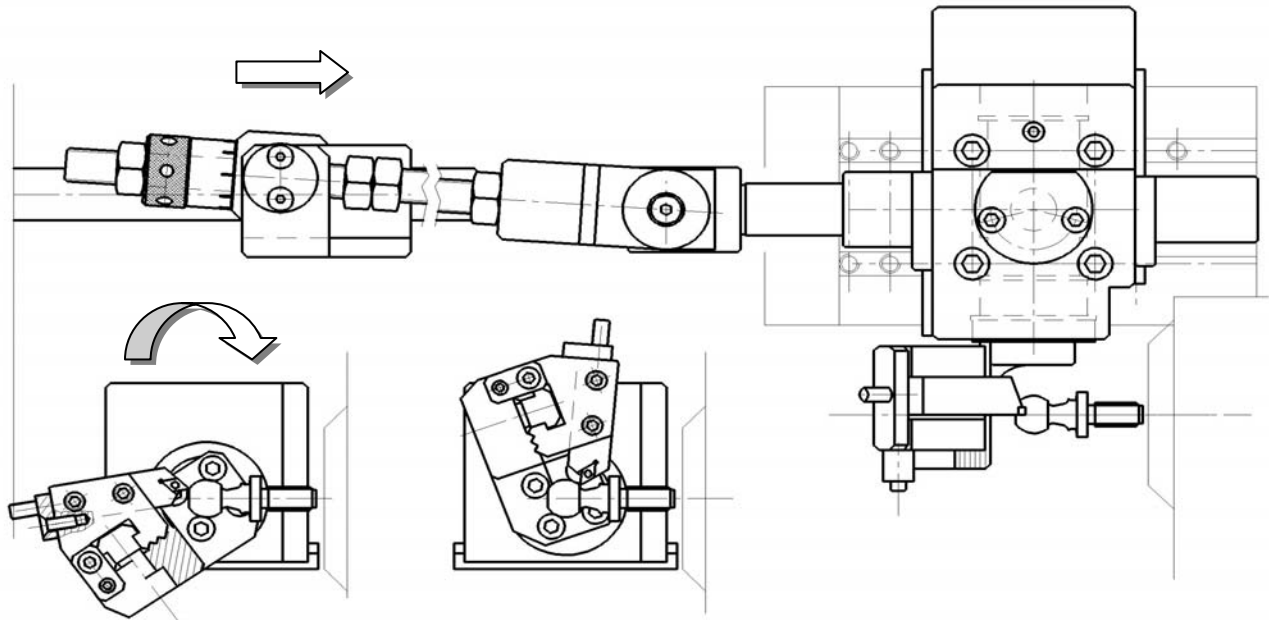
# PORTA PUNTA CON PORTA RULLO FRONTALE DRILL HOLDER WITH ROLLER STEADY



## Dis.n°782600

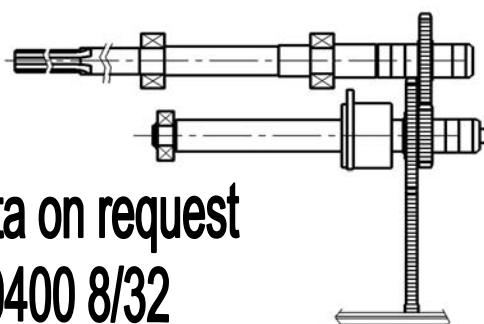
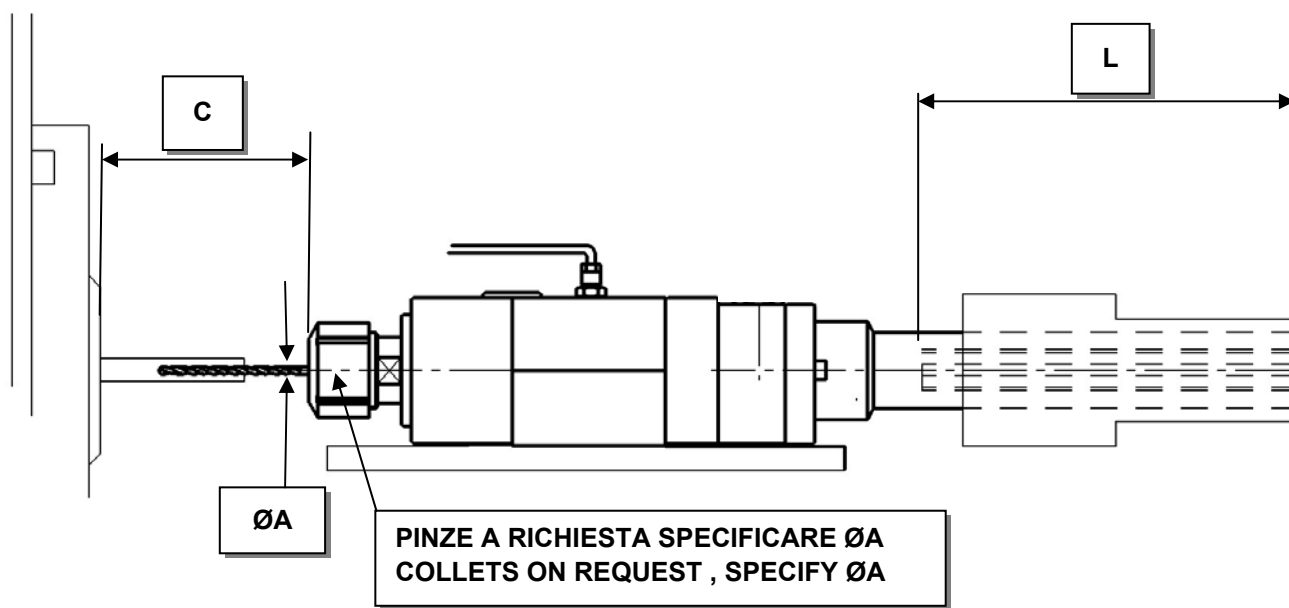



# GRUPPO TORNITORE SFERICO SPHERICAL TURNING ATT.



| MODELLO         | POS. | GRUPPO  |
|-----------------|------|---------|
| MODEL           |      | GROUP   |
| 6/25;6/32-6/42M | 4    | A141800 |
| 8/32-8/42       | 4-6  | A141900 |

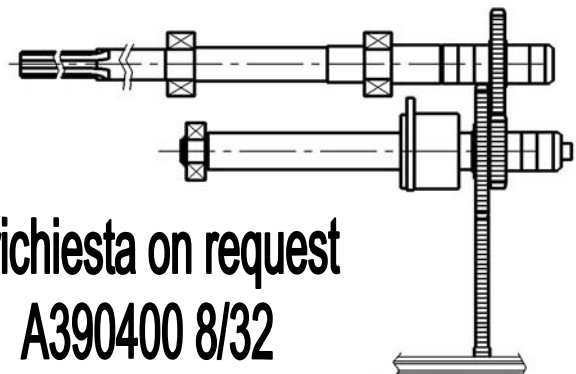
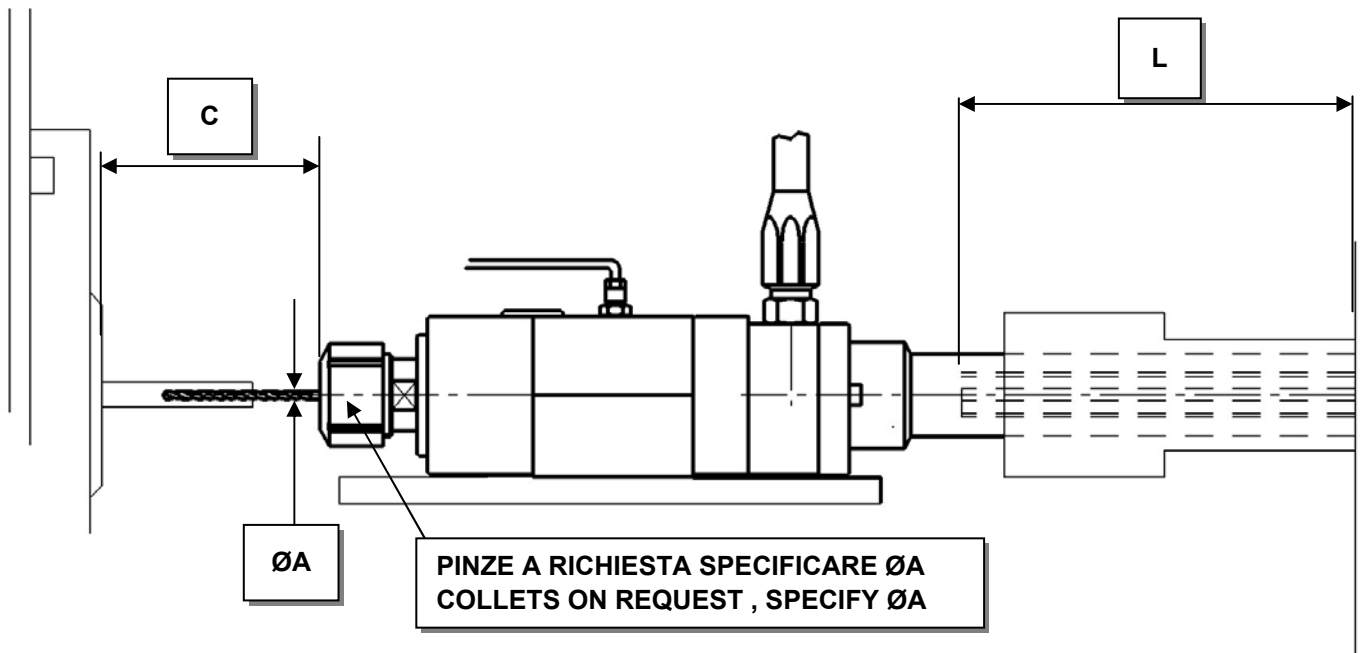

# GRUPPO MANDRINO CONTROROTANTE SENZA REFRIGERAZIONE INTERNA COUNTERROTATING SPINDLE ASSEMBLY WITHOUT INNER COOLANT SYSTEM



a richiesta on request  
A390400 8/32

| MODELLO<br>MODEL | GRUPPO<br>UNIT | PINZE<br>COLLETS | L                             | C MIN   | C MAX |
|------------------|----------------|------------------|-------------------------------|---------|-------|
|                  |                |                  | 6/25-6/32-6/42M-8/32-<br>8/42 | A396500 | ER 25 |
|                  | A397200        | ER 32            | 230                           | 75      | 230   |

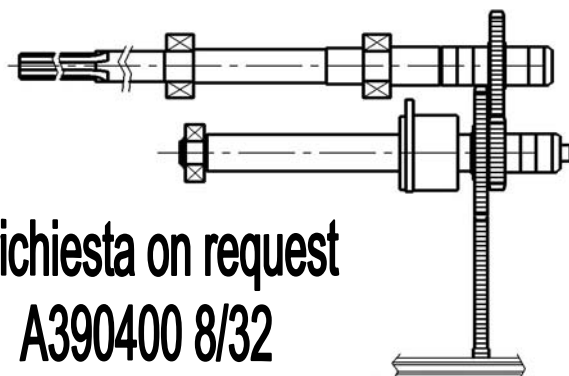
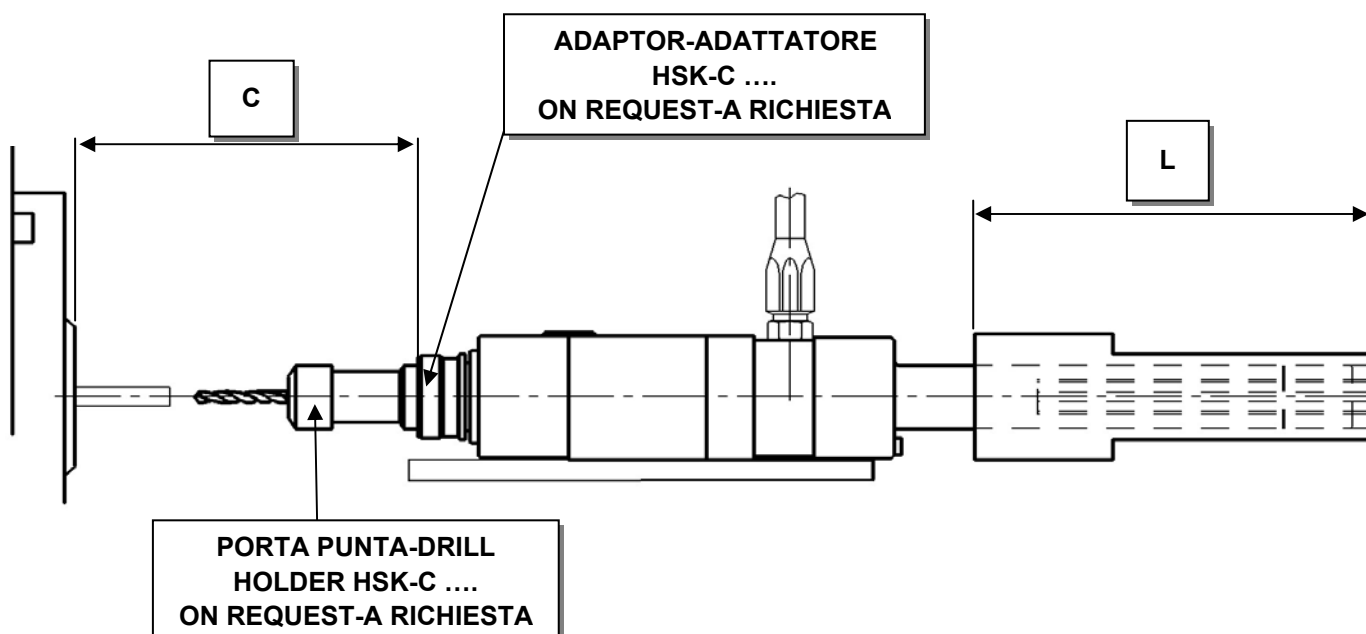
# GRUPPO MANDRINO CONTROROTANTE CON REFRIGERAZIONE INTERNA COUNTER ROTATING SPINDLE ASSEMBLY WITH INNER COOLANT SYSTEM



n.b. per la refrigerazione interna e' necessario un impianto supplementare con una pompa di 30bar minimo  
For through coolant, it will be necessary to have coolant pump with a minimum 30 bars pressure,

| MODELLO<br>MODEL           | GRUPPO<br>UNIT | PINZE<br>COLLETS | L   | C MIN | C MAX |
|----------------------------|----------------|------------------|-----|-------|-------|
|                            |                |                  | 230 | 75    | 230   |
| 6/25-6/32-6/42M- 8/32-8/42 | A395500        | ER 25            | 230 | 75    | 230   |
|                            | A395400        | ER 32            | 230 | 75    | 230   |
|                            | A395600        | ER 25            | 230 | 100   | 260   |
| 6/20                       | A395100        | ER 25            | 180 | 50    | 180   |

# GRUPPO MANDRINO CONTROROTANTE CON REFRIGERAZIONE INTERNA COUNTER ROTATING SPINDLE ASSEMBLY WITH INNER COOLANT SYSTEM

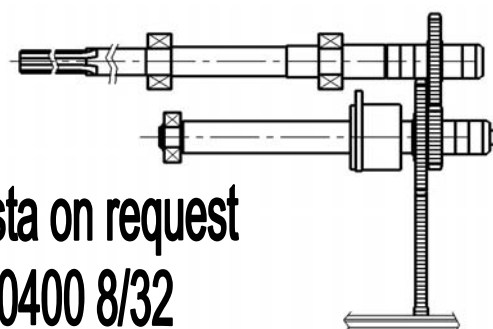
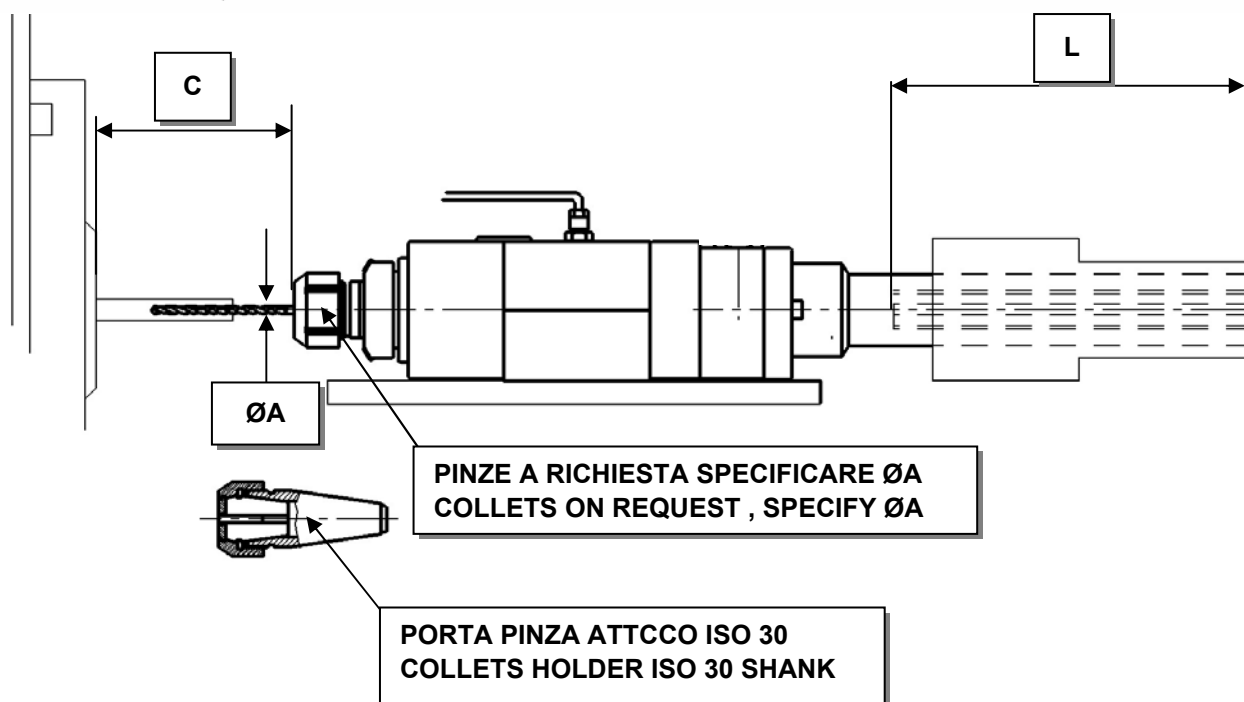



a richiesta on request  
A390400 8/32

n.b. per la refrigerazione interna e' necessario un impianto supplementare con una pompa di 30bar minimo  
For through coolant, it will be necessary to have coolant pump with a minimum 30 bars pressure,

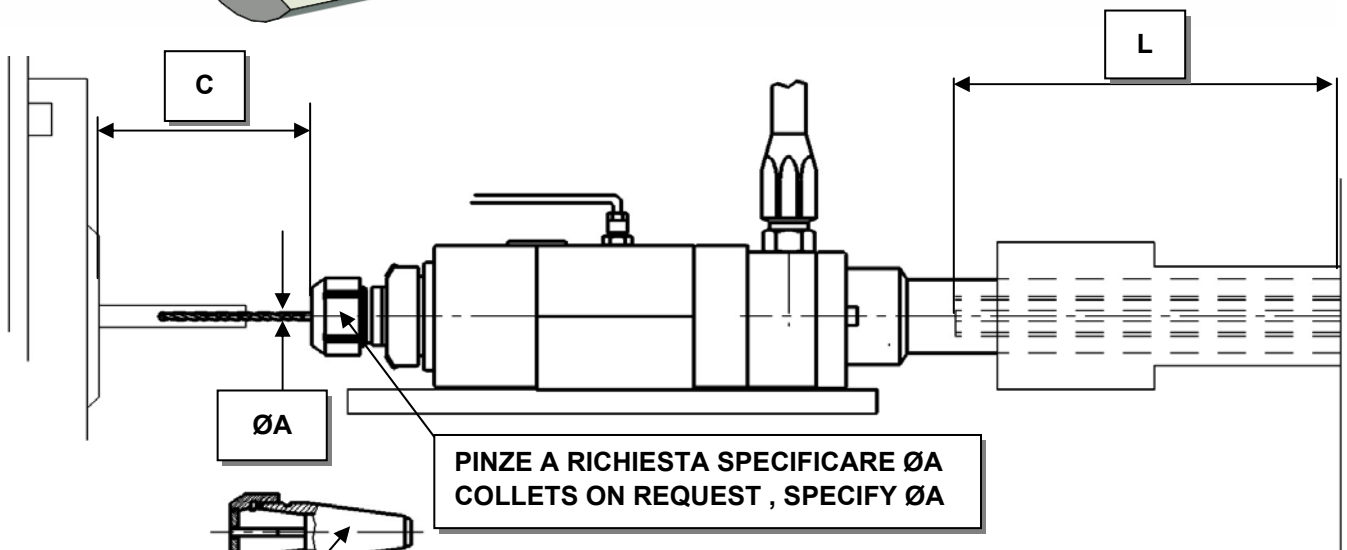
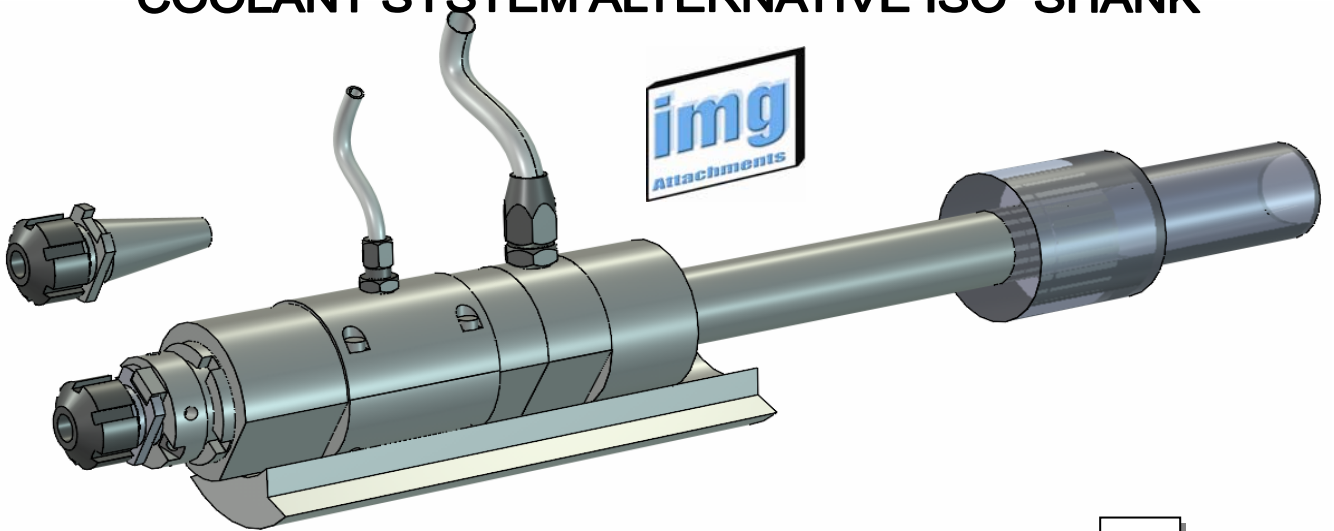
| MODELLO<br>MODEL | GRUPPO<br>UNIT | ATTACCO<br>SHANK | L                         | C MIN   | C MAX                   |
|------------------|----------------|------------------|---------------------------|---------|-------------------------|
|                  |                |                  | 6/25-6/32-6/42M-8/32-8/42 | A399000 | HSK-C40-Guhring<br>4584 |

# GRUPPO MANDRINO CONTROROTANTE SENZA REFRIGERAZIONE INTERNA COUNTERROTATING SPINDLE ASSEMBLY WITHOUT INNER COOLANT SYSTEM

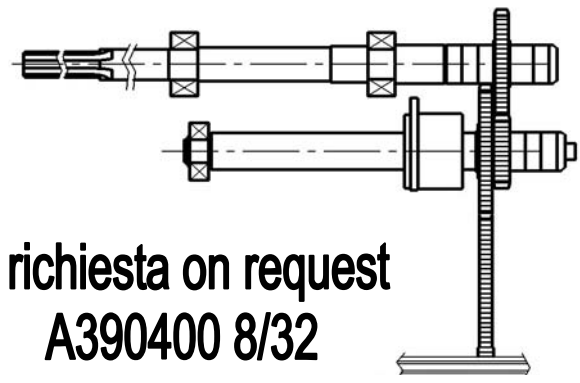


| MODELLO<br>MODEL | GRUPPO<br>UNIT | PORTA PINZE<br>COLLETS HOLDER | L                         | C MIN   | C MAX |
|------------------|----------------|-------------------------------|---------------------------|---------|-------|
|                  |                |                               | 6/25-6/32-6/42M-8/32-8/42 | A397000 | ER 16 |
|                  |                | ER 25                         |                           |         |       |

# GRUPPO MANDRINO CONTROROTANTE CON REFRIGERAZIONE INTERNA VARIANTE ATTACCO ISO COUNTERROTATING SPINDLE ASSEMBLY WITH INNER COOLANT SYSTEM ALTERNATIVE ISO SHANK



PORTA PINZA ATTACCO ISO 30  
COLLETS HOLDER ISO 30 SHANK



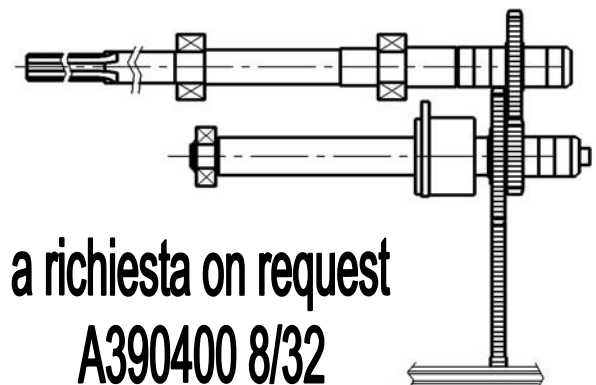
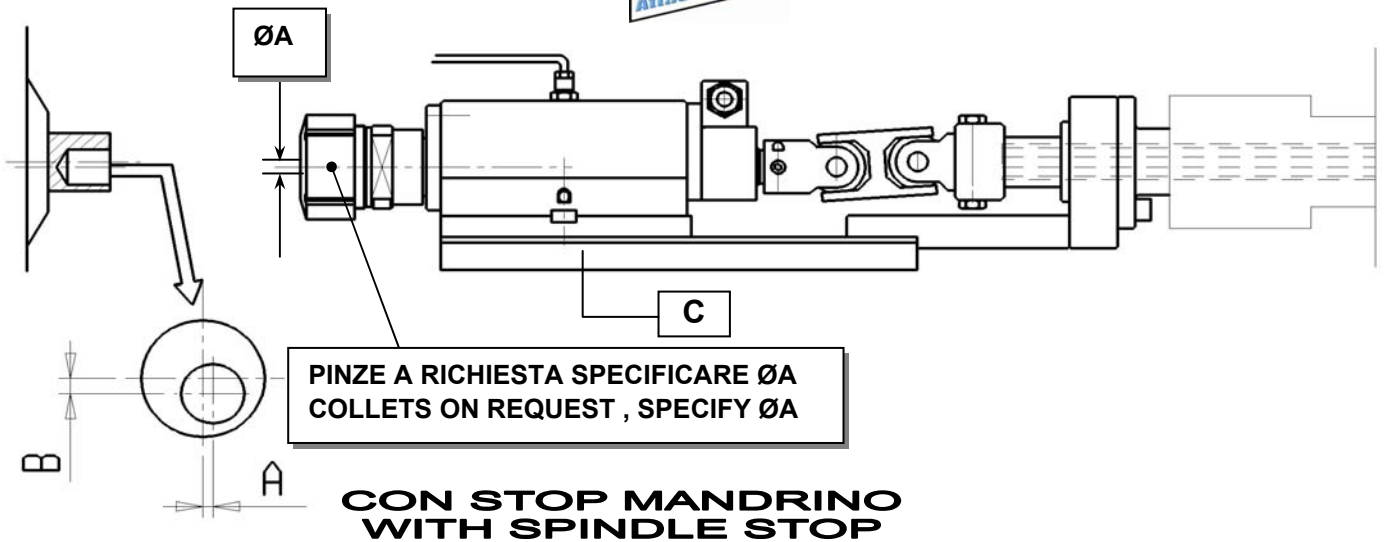
a richiesta on request  
**A390400 8/32**

n.b. per la refrigerazione interna e' necessario un impianto supplementare con una pompa di 30bar minimo  
For through coolant, it will be necessary to have coolant pump with a minimum 30 bars pressure,

| MODELLO<br>MODEL          | GRUPPO<br>UNIT | PORTA PINZE<br>COLLETS HOLDER | L   | C MIN | C MAX |
|---------------------------|----------------|-------------------------------|-----|-------|-------|
|                           |                |                               |     |       |       |
| 6/20                      | A396400        | IC/ER 16                      | 180 | 10    | 200   |
|                           |                | IC/ER 25                      |     |       |       |
|                           |                | IC/ER 32                      |     |       |       |
| 6/25-6/32-6/42M-8/32-8/42 | A395300        | IC/ER 16                      | 230 | 75    | 215   |
|                           |                | IC/ER 25                      |     |       |       |
|                           |                | IC/ER 32                      |     |       |       |



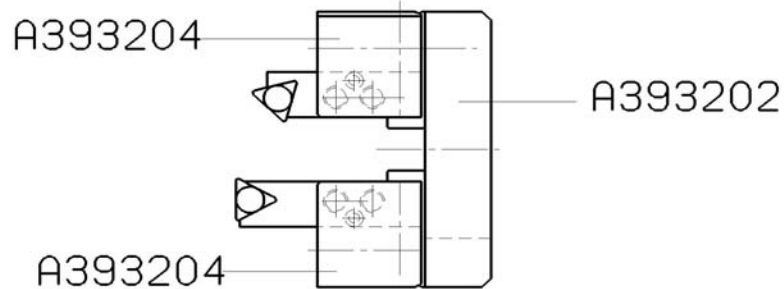
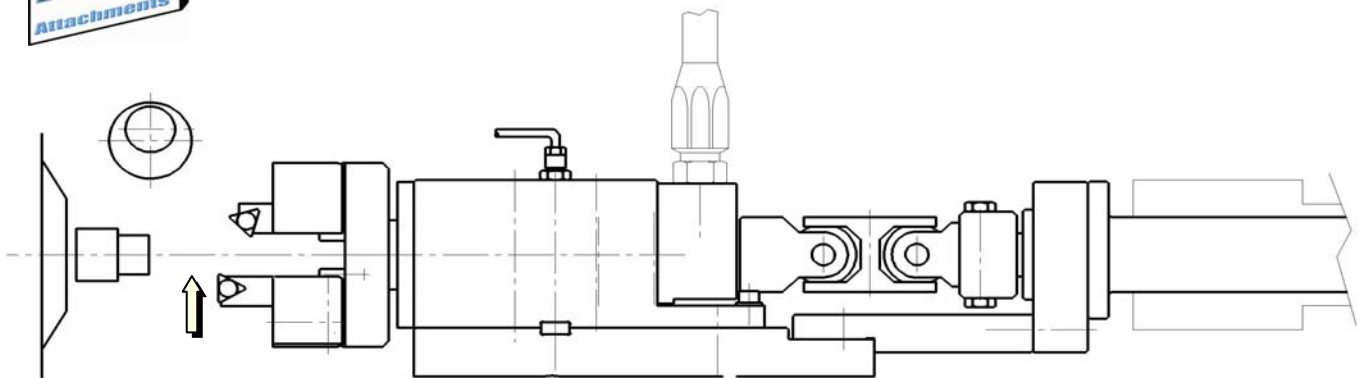
# GRUPPO MANDRINO CONTROROTANTE CON REFRIGERAZIONE INTERNA PER LAVORAZIONI DISASSATE COUNTERROTATING SPINDLE ASSEMBLY WITH INNER COOLANT SYSTEM WORKING MISALIGNED Mori Say 8/32-8/42



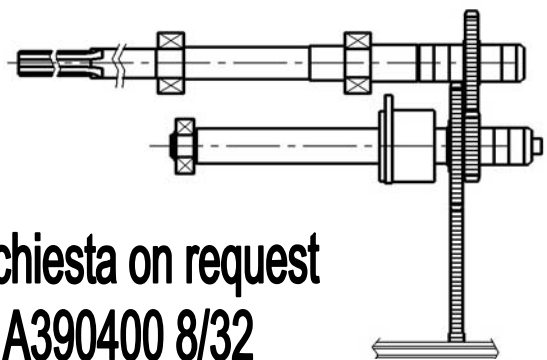
n.b. per la refrigerazione interna e' necessario un impianto supplementare con una pompa di 30bar minimo  
For through coolant, it will be necessary to have coolant pump with a minimum 30 bars pressure,

| GRUPPO<br>UNIT | A     | B     | PINZE<br>COLLETS | adattatore<br>-C-<br>adaptor |
|----------------|-------|-------|------------------|------------------------------|
| A392600        | ±1    | 3,1   | IC/ER 40         | A392602                      |
| A392600        | 1,6±1 | 2,6   | IC/ER 40         | A392603                      |
| A393800        | 3,5±1 | 0     | IC/ER 32         | A393102                      |
| A394300        | 3,5±1 | 1,47  | IC/ER 32         | A394301                      |
| A397400        | ±1    | 9     | IC/ER 32         | A394301                      |
| A397700        | 8±1   | 14    | IC/ER 32         | A394301                      |
| A398000        | 1     | ±1    | - 3,1            | A394301                      |
| A398400        | 1     | 2,6±1 | 1,6              | A398401                      |

# MANDRINO CONTROROTANTE CON PORTA UTENSILE DOPPIO COUNTERROTATING SPINDLE WITH DOUBLE TOOLHOLDER



**CON STOP MANDRINO  
WITH SPINDLE STOP**

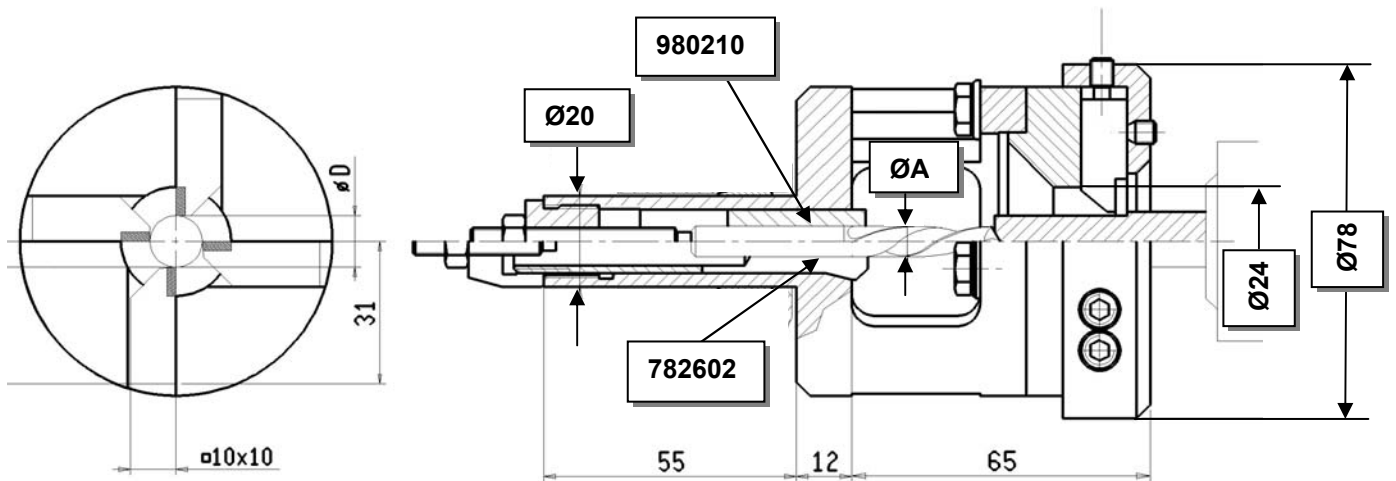


**a richiesta on request  
A390400 8/32**

n.b. per la refrigerazione interna e' necessario un impianto supplementare con una pompa di 30bar minimo  
For through coolant, it will be necessary to have an independent coolant with a minimum of 30 bars pressure,

| MODELLO   | DISEGNO N° | PLATORELLO       |
|-----------|------------|------------------|
| MODEL     | DRAWING N° | TOOLHOLDERS UNIT |
| 8/32-8/42 | A393200    | A393202+A393204  |

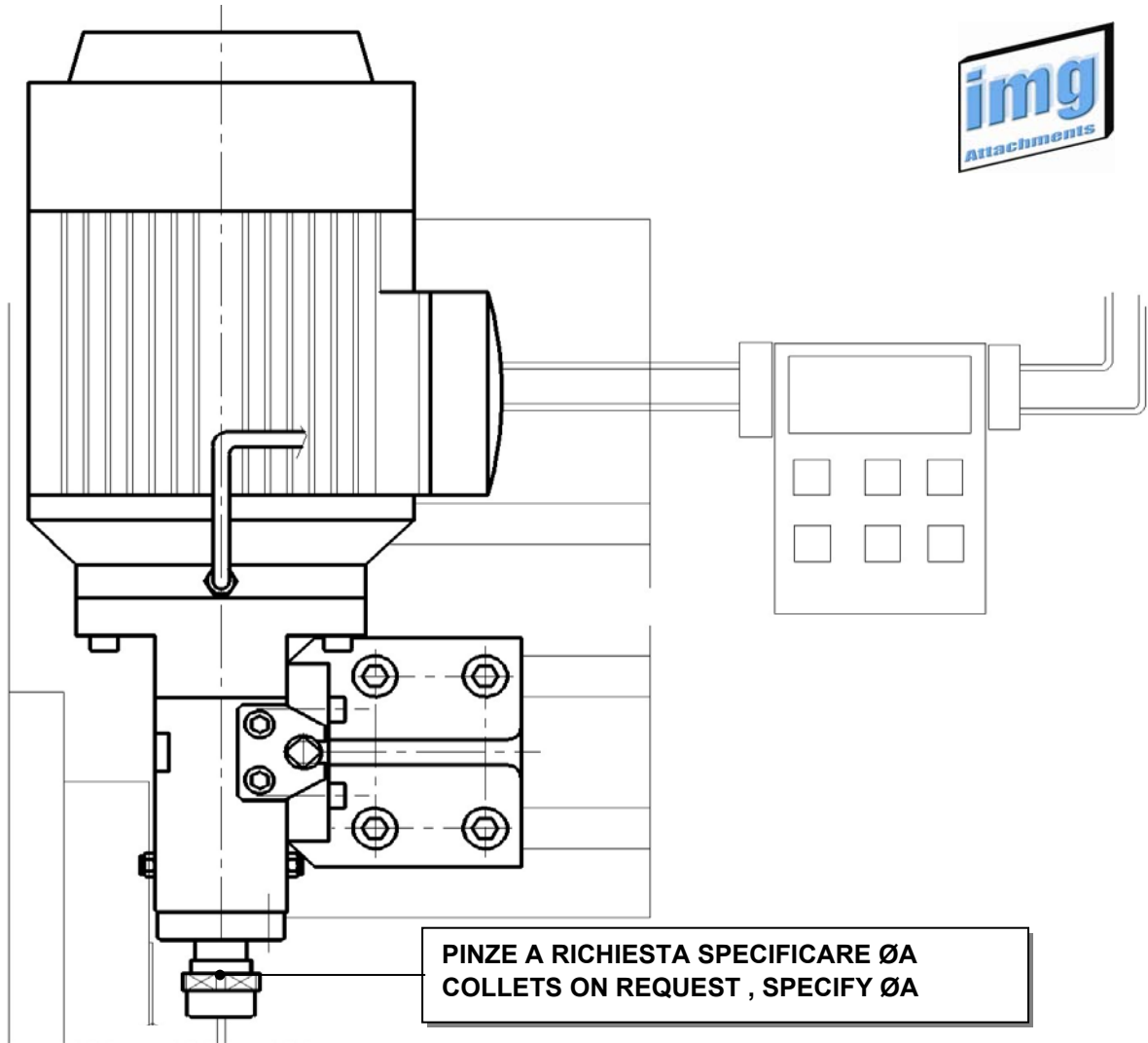
# TESTINA PER TORNITURA CON PORTA PUNTA TURNER HEAD WITH DRILL HOLDER



**GRUPPO COMPLETO  
COMPLETE UNIT  
980300**

PINZA-COLLET N°782602 A RICHIESTA SPECIFICARE  $\phi A$ -ON REQUEST SPECIFY  $\phi A$   
BOCCOLA-BUSH N°980210 A RICHIESTA SPECIFICARE  $\phi A$ -ON REQUEST SPECIFY  $\phi A$

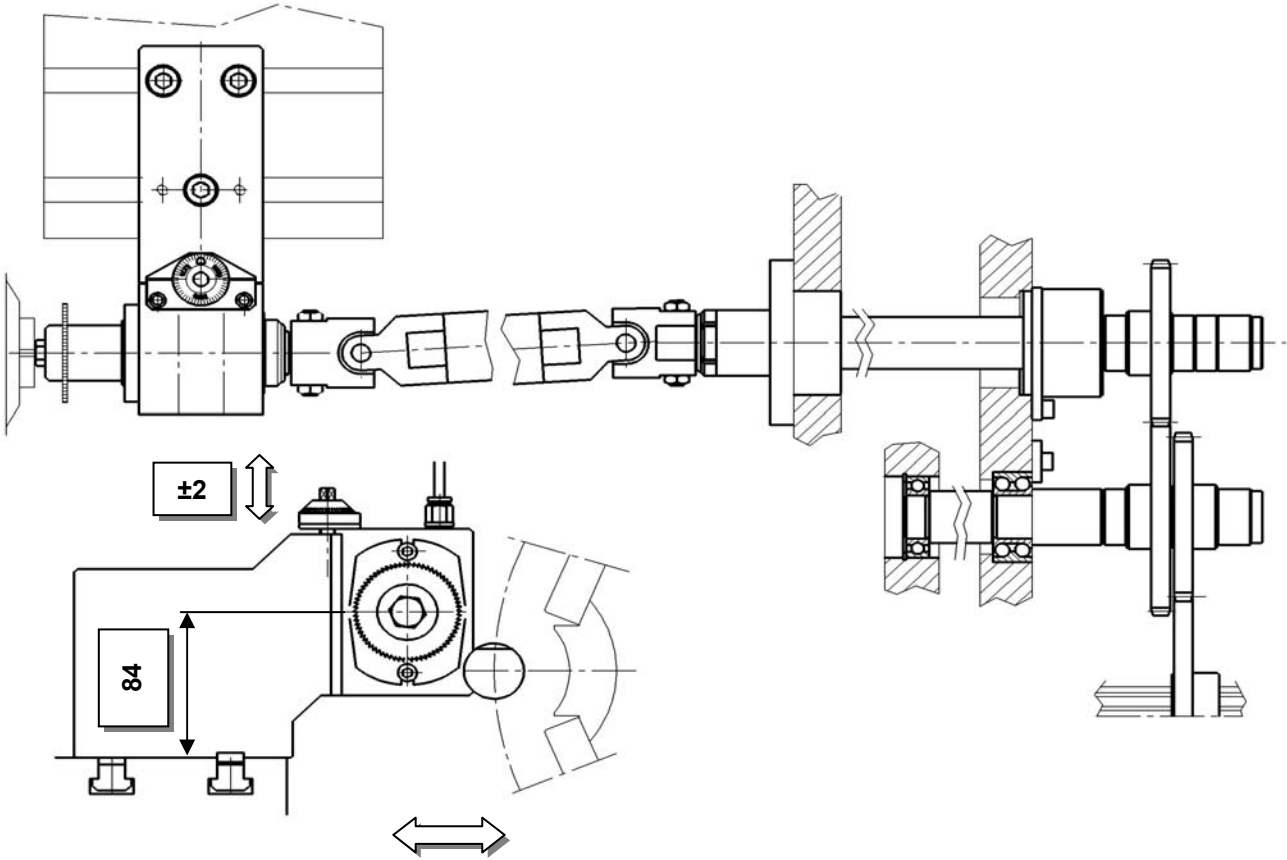
# GRUPPO TESTINA A FORARE CON VELICITA' VARIABILE CROSS DRILLING HEAD WITH VARIABLE SPEED



A430200 TESTINA CON INGRANAGGI ELICOIDALI-DRILLING HEAD WITH HELICAL GEARS  
 A430800-1 TESTINA CON INGRANAGGI ELICOIDALI+CUSCINETTI PRECARICATI  
 A430800-1 DRILLING HEAD WITH HELICAL GEARS WITH PRELOADED BEARINGS

| MODELLO   | POS. | TESTINA   | ADATTATORE | PINZA   |
|-----------|------|-----------|------------|---------|
| MODEL     |      |           | ADAPTOR    | COLLETS |
| 6/20      | 4    | A430200   | A431000    | ER 16   |
|           |      | A430800-1 | A431000    | ER 20   |
|           | 5    | A430200   | A430900    | ER 16   |
|           |      | A430800-1 | A430900    | ER 20   |
| 6/25;6/32 | 4-5  | A430200   | A431600    | ER 16   |
|           |      | A430800-1 | A431600    | ER 20   |
| 8/32-8/42 | 5-6  | A430200   | A431600    | ER 16   |
|           |      | A430800-1 | A431600    | ER 20   |

**GRUPPO TESTINA A FRESARE PER MORI SAY 6/32-8/32 SLITTE SUPERIORI CON STOP MANDRINO**  
**MILLING HEAD WITH DISC MILL FOR MORI SAY 6/32;8/32 UPPER SLIDES-WITH STOP SPINDLE**



**dis.drwg.n°A431500**