

Create a New Login

At the Portal login screen and/or the smaller login screen, select **Create login**

https://frontsteps.cloud/CaliberWeb2_CCRS

Condominium Community & Residential Service, llc

CALIBER SOFTWARE

CCRS -MyName Owner

.....

Login

Create login

Forgot Username/Password

Still having trouble? Please contact your management company.

This management company web portal is intended for use by homeowners, board members, and other authorized users of associations and properties managed by Condominium Community & Residential Service, llc. Use by others is strictly prohibited. Your use of this portal, as demonstrated by attempting to log in, constitutes your acceptance and agreement to the Portal Site [Terms of Use](#) and [Privacy Policy](#).

Username:

Password:

Login

[Create login](#)

[Forgot Username](#)

[Forgot Password](#)

Registration screen:

1. Enter your **Account Number** (This is located on your monthly statement. see upper right corner.) Sample here shows: 1001002002

MY CONDO HOA ASSOCIATION
P.O. Box 55544
Shoreline, WA 98155
206-361-1087

Due Date	Account Number
4/1/2021	1001002002

Owner Name /s
1501 ARTESIA LANE Unit 202
EDMONDS WA 98001

RE:

Statement

Date	Description	Ref#	Charges	Payment	Balance
Unit Owner Account History					

Registration

Please enter your account number and email address in the fields below. Once submitted, you will receive an email with a link to create your login and password.

Account Number

Email

2. Enter the Email Address that is associated with your account.
3. Select Submit Registration

Caliber Portal Registration

4. After clicking Submit Registration, if the email address is not on file with your management company, you will be prompted to enter your Unit Address that is associated with your account. The unit address must match what is in the system.
5. Select Submit Registration
6. If there is more than one Owner, a drop down will appear allowing you to select the appropriate person.
7. Select Submit Registration

Registration

Please enter your account number and email address in the fields below. Once submitted, you will receive an email with a link to create your login and password.

Account Number

Email

There was an issue locating your account, please enter your unit address below and resubmit.

Address

Unit

Submit Registration

Registration

Please enter your account number and email address in the fields below. Once submitted, you will receive an email with a link to create your login and password.

Account Number

Email

There was an issue locating your account, please enter your unit address below and resubmit.

Address

Unit

Select Owner

- Select name option-
- DANIEL BLAIR
- LEANNA BLAIR

Submit Registration

Caliber Portal Registration

Once you have selected Submit Registration:

1. Verify that you received the message “You will receive an email containing a link to create your login and password shortly.”
2. Go to your email inbox for the email address you provided and locate the email sent to you with the subject, “New Account Registration.”
3. Click on the link provided.

Thank you for registering with Caliber Portal. In order to complete the process, you must click the following link:



If you did not register a new Caliber Portal account, you can simply disregard this message. If you have any questions, please contact your management company or property manager.

Create Login Credentials:

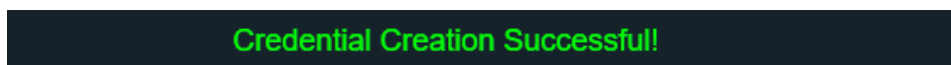
1. Enter a **Username** of your choice. (*Usernames must be at least six (6) characters.*)
2. Enter a **Password** of your choice. (*Passwords must be at least eight (8) characters and contain at least one (1) uppercase letter, one (1) lowercase letter, and one (1) number.*)
3. **Confirm** Password.
4. Select **Submit**
5. If your username is already in use, you will be required to select another username until you enter one that is available.

Create login credentials

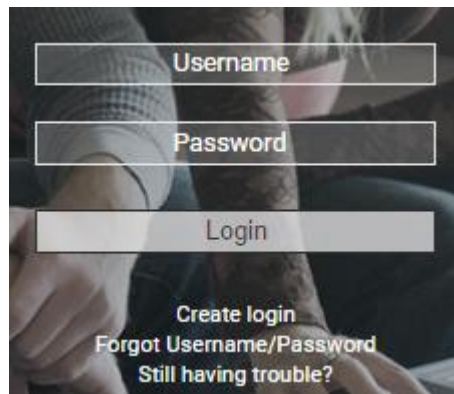
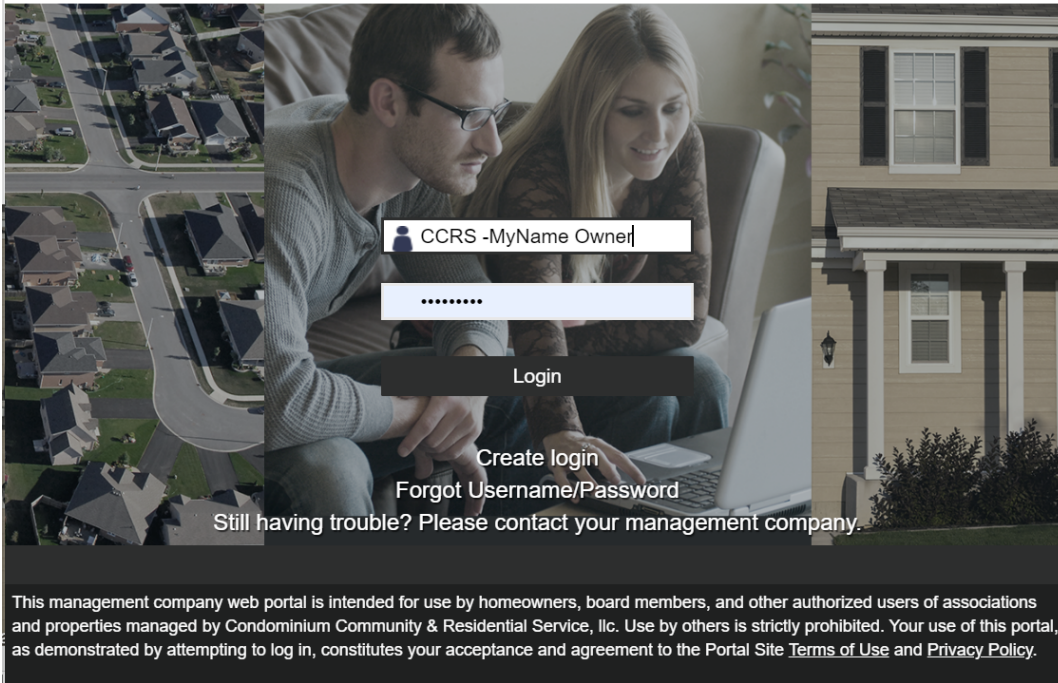
Please enter your new username and password for your account.

Username	<input style="width: 90%;" type="text" value="Username"/> <small>(Username must have at least six(6) characters)</small>
Password	<input style="width: 90%;" type="password" value="Password"/> <small>(Password must have at least eight(8) characters, including one(1) uppercase, one(1) lowercase and one(1) number. These special characters [!@#\$\$%^&+=- may also be used.)</small>
Confirm Password	<input style="width: 90%;" type="password" value="Re-enter Password"/>

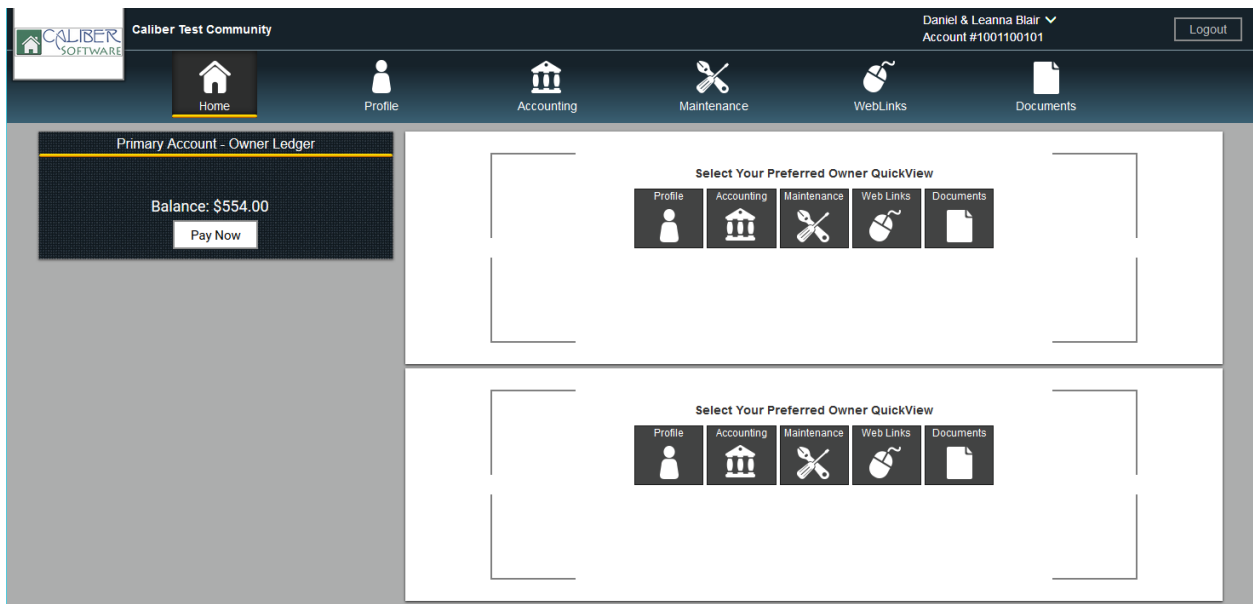
Once you have selected Create Account, you will receive, “Registration success!”:



Registration success! You will be redirected to the login page.

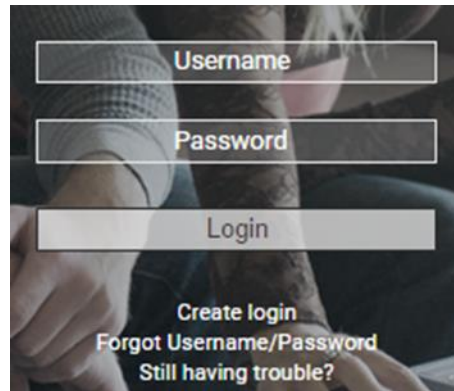


You have successfully created your new account!

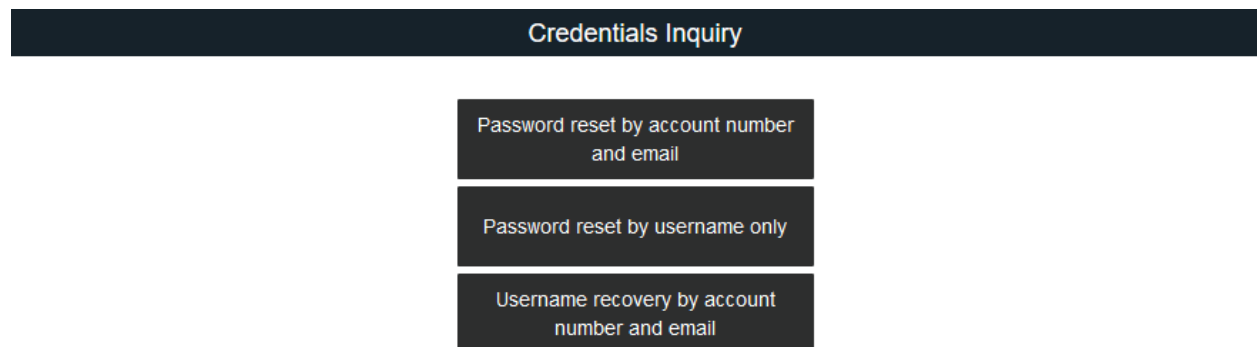


Username Recovery/Password Reset:

At the Portal login screen select **Forgot Username/Password**



You will be prompted with the **Credentials Inquiry** screen displaying **3 Username/Password** recovery and reset choices.



- Each of these will require you to provide specific information to proceed with recovery/reset.
- All three methods will send an email to the email address registered on file. Your **Password Reset** Emails will contain a link. The link will direct you to the **Password Reset** screen where you will create a new password. Once created and submitted. Portal will state New Password Confirmed and redirect you back to Portal Login Screen.

1. Password reset by Account Number and Email:

- Provide Account Number and Email

Password Reset

Please fill out the field(s) below and submit to reset your password

Account Number
(Account number provided by your management company)

Email
(Email linked to this account)

2. Password reset by Username only:

- Provide Username

Password Reset

Please fill out the field(s) below and submit to reset your password

Username

3. Username Recovery by account number and email:

- Provide Account Number and Email
- You will receive an email with your username.

Username Recovery

Please fill out the fields below to recover your username

Account Number
(Provided by your management company)

Email
(Linked to this account)