

BACK BAR & DIRECT DRAW KEG REFRIGERATORS

EBD - Series



▲ E146BDBB



▲ E146BDBBG



▲ E172BDBB



▲ E172BDBBG

Cabinet Construction

- Heavy duty stainless steel countertop with textured laminate, black vinyl exterior.
- Galvanized steel interior walls and high quality stainless steel floor.
- 1 3/4" thick high density polyurethane insulation.
- Built-in caster thread receptacles for all models.

Refrigeration System

- Side mounted, self-contained and fully detachable Blizzard R290 condensing unit uses environmentally friendly, EPA-compliant R290 refrigerant with zero (0) Ozone Depletion Potential (ODP) and three (3) Global Warming Potential (GWP). Blizzard R290 is easily replaceable and requires no on-site brazing.
- Electronically commutated (ECM) fan motors achieve rapid cooling with less energy consumption.
- Full-length air duct system ensures optimal circulation of cold air.
- Time-initiated and temperature-terminated auto defrost cycle for seamless operation.
- Large capacity, corrosion-resistant condenser and evaporator coils.
- Self-maintaining, energy-efficient condensate drain pan requires no external drains or electric heaters.
- High performance, auto-reverse condenser fan motor supports compressor ventilation and condenser coil cleaning. Refer to owner's manual for full maintenance instructions.
- Pre-wired and ready to plug, 240V/50Hz/1Ph, 10Amp Australian Plug

Lighting

- Shielded LED bar lighting with on/off switch provides bright, high color illumination at lower heat output.

Doors

- Textured laminate, black vinyl exterior with galvanized steel interior and 1 3/4" thick high density polyurethane insulation for solid doors. Black PVC frames with low emissivity double glass panes for glass doors.
- Snap-in magnetic door gasket make cleaning and replacement an easy process.
- High strength, recessed door handles for solid doors. High strength, die-cast door handles for glass doors.
- Pre-installed door locks keep your items safe from theft.

Draft Arms

- NSF certified, 3" diameter insulated stainless steel draft arm with single faucet and matching air distributor.

Shelving

- Two epoxy coated, steel wire shelves.
- Height adjustable stainless steel clips.

Temperature Control

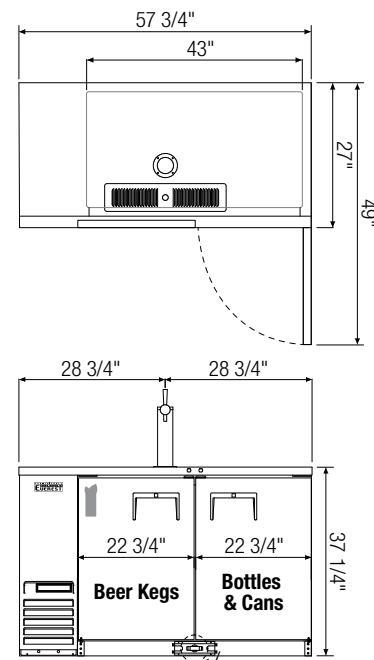
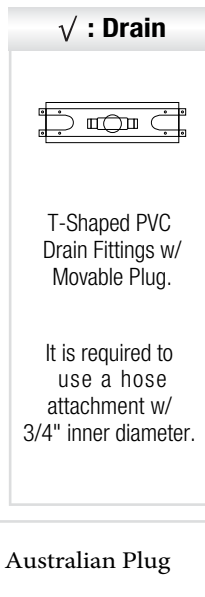
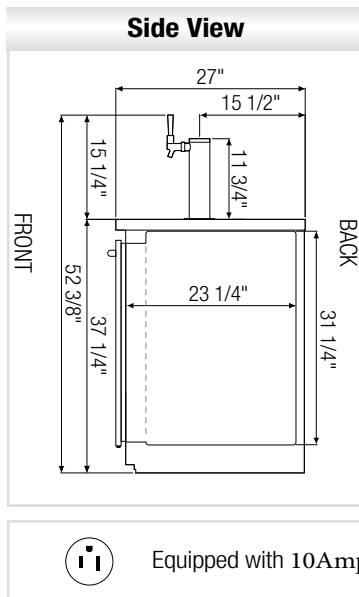
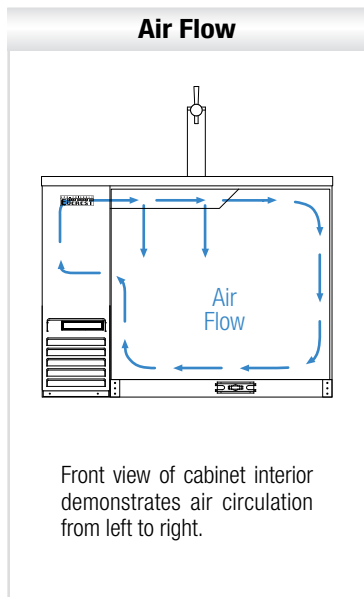
- Multi-function digital controller with easy to read LED display.
- Factory preset temperature, 2c
- Audible overheat protection alarm for compressor and condenser coil.

Options

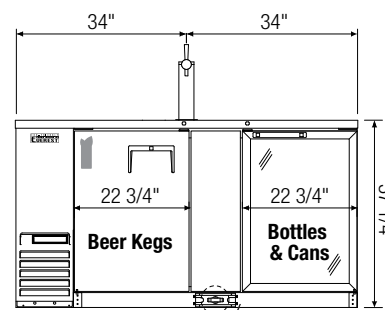
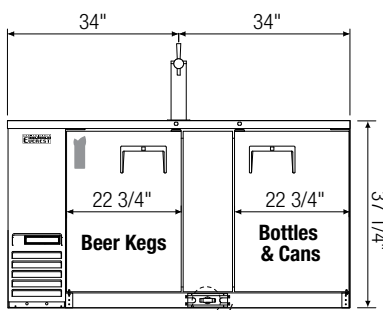
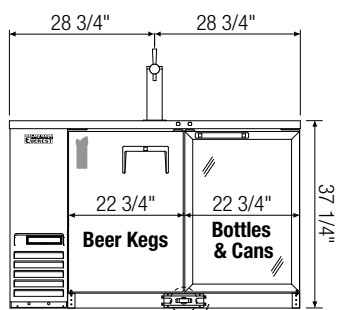
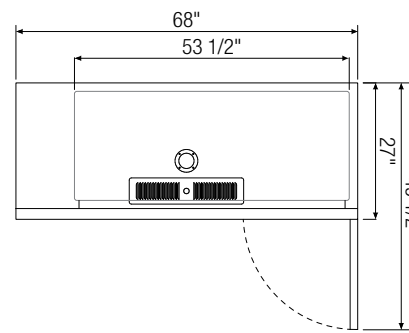
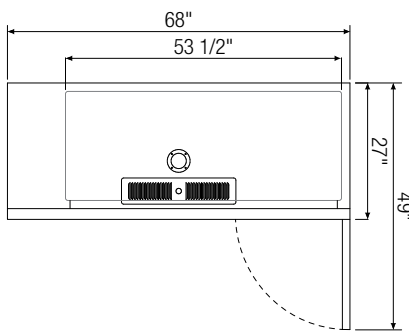
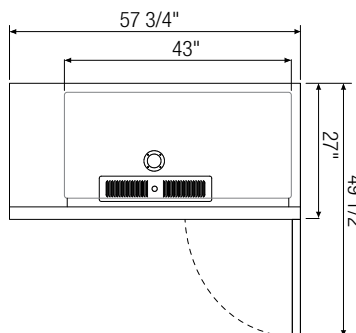
- Dual faucet draft arms and matching air distributors.
- Additional shelving.
- 3" or 5" swivel casters with locks.
- 3.5" – 6" height-adjustable and interchangeable legs.



Dimensions



▲ E146BDBB



▲ E146BDBBG

▲ E172BDBB

▲ E172BDBBG

Model	Ref/ Frz/ Dual	# of Doors	Capacity & Size of Barrels	Capacity (Cu. Ft.)	HP	Capacity		Refrigerant	# of Shelves	Power (V-Hz-Ph)	Amps	Crated Weight (LBS)	Exterior Dimensions (Inches)		
						12 oz. Cans	12 oz. Bottles						L	D	H
E146BDBB	Ref 2 (SD)		(1) 1/2	20	1/4+	280	192	R290	2	240-50-1	3.5	287	57 3/4	27	37 1/4
E146BDBBG	Ref 1 (SD) 1 (GD)		(1) 1/2	20	1/4+	280	192	R290	2	240-50-1	3.5	304	57 3/4	27*	37 1/4
E172BDBB	Ref 2 (SD)		(1) 1/2 (1) 1/4-Slim	24	1/4+	360	240	R290	2	240-50-1	3.5	327	68	27	37 1/4
E172BDBBG	Ref 1 (SD) 1 (GD)		(1) 1/2 (1) 1/4-Slim	24	1/4+	360	240	R290	2	240-50-1	3.5	344	68	27*	37 1/4

*: Depth does not include protruding door handles.

Ref = Refrigerator | (SD) = Solid Door | (GD) = Glass Door

Specifications subject to change without notice.

Product dimensions are for general purposes and not absolute value. Product capacity (▶) is calculated based on standard industry figures. Slight variations may exist. If dimensions and capacity are critical, please contact Everest Refrigeration. Blizzard R290 replacement is at the sole discretion of Austune Refrigeration.



Please visit our website for updated Energy Efficiency information.

24" DEEP BACK BAR & DIRECT DRAW KEG REFRIGERATORS

EBD - Series



▲ E124BDBB(620)



▲ E146BDBB(620)



▲ E172BDBB(620)

Cabinet Construction

- Heavy duty stainless steel countertop with textured laminate, black vinyl exterior.
- Galvanized steel interior walls and high quality stainless steel floor.
- 1 3/4" thick high density polyurethane insulation.
- Built-in caster thread receptacles for all models.

Refrigeration System

- Side mounted, self-contained and fully detachable Blizzard R290 condensing unit uses environmentally friendly, EPA-compliant R290 refrigerant with zero (0) Ozone Depletion Potential (ODP) and three (3) Global Warming Potential (GWP). Blizzard R290 is easily replaceable and requires no on-site brazing.
- Electronically commutated (ECM) fan motors achieve rapid cooling with less energy consumption.
- Full-length air duct system ensures optimal circulation of cold air.
- Time-initiated and temperature-terminated auto defrost cycle for seamless operation.
- Large capacity, corrosion-resistant condenser and evaporator coils.
- Self-maintaining, energy-efficient condensate drain pan requires no external drains or electric heaters.
- High performance, auto-reverse condenser fan motor supports compressor ventilation and condenser coil cleaning. Refer to owner's manual for full maintenance instructions.
- Pre-wired and ready to plug, 240V/50Hz/1Ph, 10Amp Australian Plug

Lighting

- Shielded LED bar lighting with on/off switch provides bright, high color illumination at lower heat output.

Doors

- Textured laminate, black vinyl exterior with galvanized steel interior.
- 1 3/4" thick high density polyurethane insulation.
- Snap-in magnetic door gasket make cleaning and replacement an easy process.
- High strength, recessed door handles.
- Pre-installed door locks keep your items safe from theft.

Draft Arms

- NSF certified, 3" diameter insulated stainless steel draft arm with single faucet and matching air distributor.

Shelving

- Two epoxy coated, steel wire shelves.
- Height adjustable stainless steel clips.

Temperature Control

- Multi-function digital controller with easy to read LED display.
- Factory preset temperature, 2c
- Audible overheat protection alarm for compressor and condenser coil.

Options

- Dual faucet draft arms and matching air distributors.
- Additional shelving.
- 3" or 5" swivel casters with locks.
- 3.5" – 6" height-adjustable and interchangeable legs.



Dimensions

Air Flow

Air Flow

Front view of cabinet interior demonstrates air circulation from left to right.

Side View

FRONT

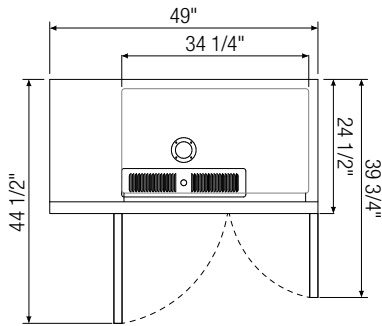
BACK

√ : Drain

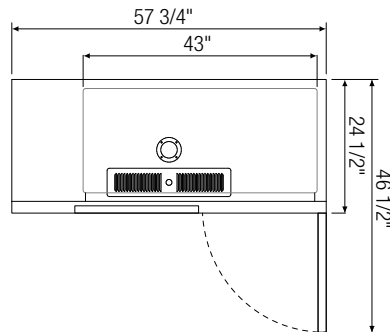
T-Shaped PVC Drain Fittings w/ Movable Plug.

It is required to use a hose attachment w/ 3/4" inner diameter.

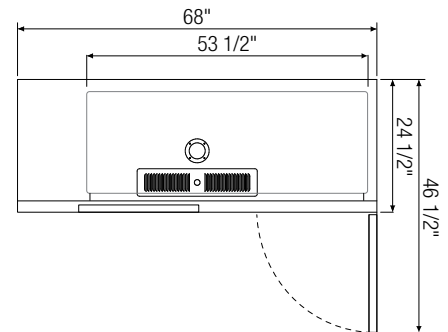
Equipped with 10Amp Australian Plug



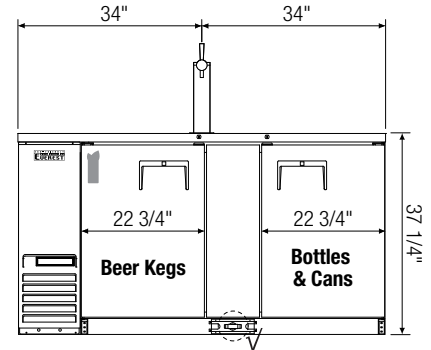
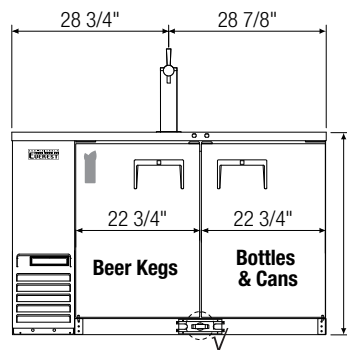
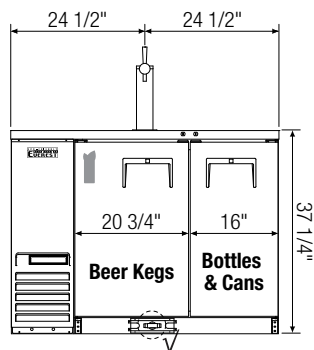
▲ E124BDBB(620)



▲ E146BDBB(620)



▲ E172BDBB(620)



Model	Ref/ Frz/ Dual	# of Doors	# of Shelves	Capacity (Cu. Ft.)	Capacity & Size of Barrels	HP	Refrigerant	Capacity		Power (V-Hz-Ph)	Amps	Crated Weight (LBS)	Exterior Dimensions (Inches)		
								12 oz. Cans	12 oz. Bottles				L	D	H
E124BDBB(620)	Ref	2	2	13	(1) 1/2	1/4+	R290	175	126	240-50-1	3.5	270	49	24 1/2	37 1/4
E146BDBB(620)	Ref	2	2	17	(1) 1/2	1/4+	R290	245	168	240-50-1	3.5	276	57 3/4	24 1/2	37 1/4
E172BDBB(620)	Ref	2	2	20	(1) 1/2 (1) 1/4-Slim	1/4+	R290	315	210	240-50-1	3.5	311	68	24 1/2	37 1/4

Ref = Refrigerator

Specifications subject to change without notice.

Product dimensions are for general purposes and not absolute value. Product capacity (▶) is calculated based on standard industry figures. Slight variations may exist. If dimensions and capacity are critical, please contact Everest Refrigeration. Blizzard R290 replacement is at the sole discretion of Austune Refrigeration.



Please visit our website for updated Energy Efficiency information.

24" DEEP GLASS DOOR BACK BAR & DIRECT DRAW KEG REFRIGERATORS

EBD - Series



▲ E124BDBBG(620)



▲ E146BDBBG(620)



▲ E172BDBBG(620)

Cabinet Construction

- Heavy duty stainless steel countertop with textured laminate, black vinyl exterior.
- Galvanized steel interior walls and high quality stainless steel floor.
- 1 3/4" thick high density polyurethane insulation.
- Built-in caster thread receptacles for all models.

Refrigeration System

- Side mounted, self-contained and fully detachable Blizzard R290 condensing unit uses environmentally friendly, EPA-compliant R290 refrigerant with zero (0) Ozone Depletion Potential (ODP) and three (3) Global Warming Potential (GWP). Blizzard R290 is easily replaceable and requires no on-site brazing.
- Electronically commutated (ECM) fan motors achieve rapid cooling with less energy consumption.
- Full-length air duct system ensures optimal circulation of cold air.
- Time-initiated and temperature-terminated auto defrost cycle for seamless operation.
- Large capacity, corrosion-resistant condenser and evaporator coils.
- Self-maintaining, energy-efficient condensate drain pan requires no external drains or electric heaters.
- High performance, auto-reverse condenser fan motor supports compressor ventilation and condenser coil cleaning. Refer to owner's manual for full maintenance instructions.
- Pre-wired and ready to plug, 240V/50Hz/1Ph, 10Amp Australian Plug

Lighting

- Shielded LED bar lighting with on/off switch provides bright, high color illumination at lower heat output.

Doors

- Textured laminate, black vinyl exterior with galvanized steel interior and 1 3/4" thick high density polyurethane insulation for solid doors. Black PVC frames with low emissivity double glass panes for glass doors.
- Snap-in magnetic door gasket make cleaning and replacement an easy process.
- High strength, recessed door handles for solid doors. High strength, die-cast door handles for glass doors.
- Pre-installed door locks keep your items safe from theft.

Draft Arms

- NSF certified, 3" diameter insulated stainless steel draft arm with single faucet and matching air distributor.

Shelving

- Two epoxy coated, steel wire shelves.
- Height adjustable stainless steel clips.

Temperature Control

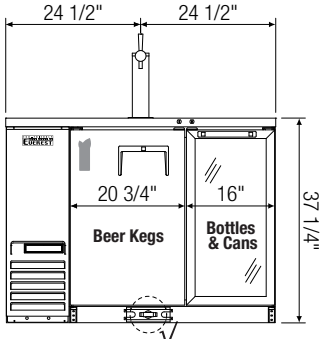
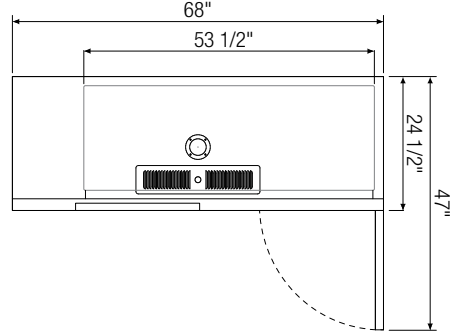
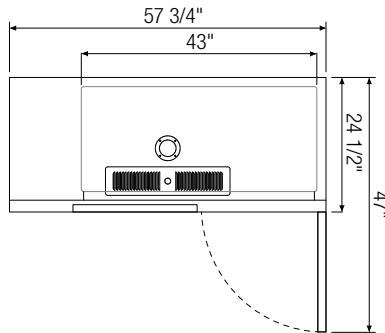
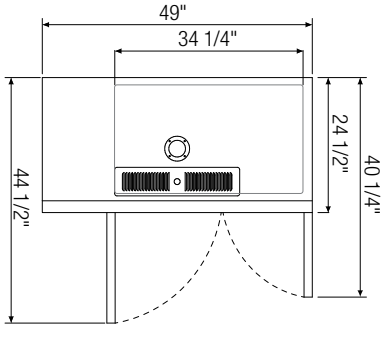
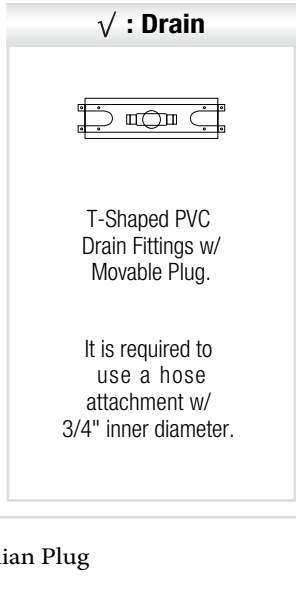
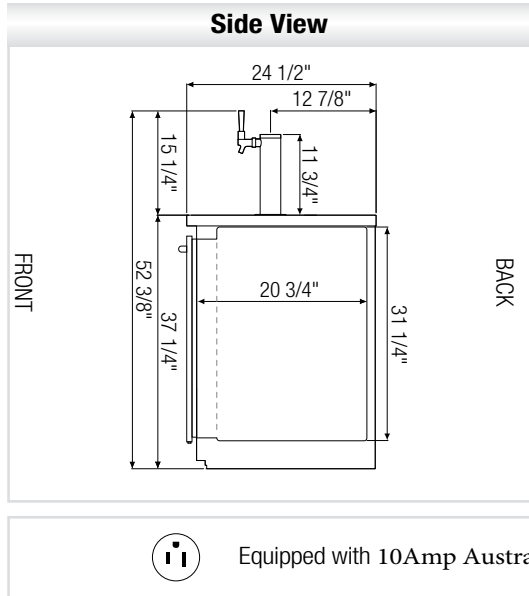
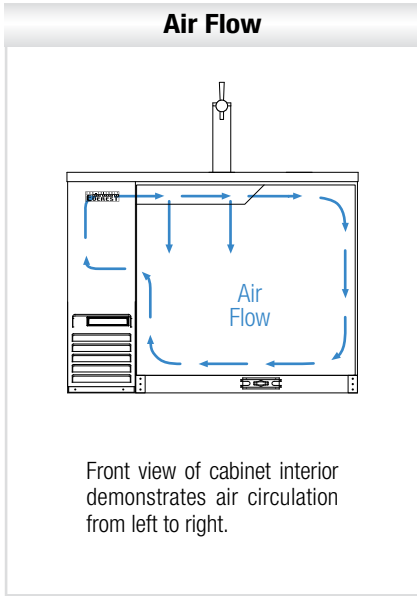
- Multi-function digital controller with easy to read LED display.
- Factory preset temperature, 2c
- Audible overheat protection alarm for compressor and condenser coil.

Options

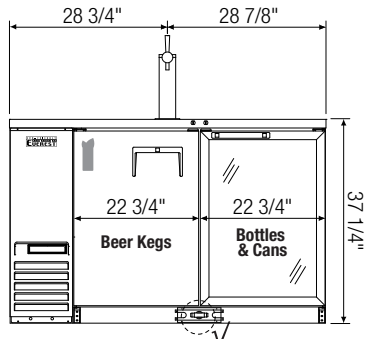
- Dual faucet draft arms and matching air distributors.
- Additional shelving.
- 3" or 5" swivel casters with locks.
- 3.5" – 6" height-adjustable and interchangeable legs.



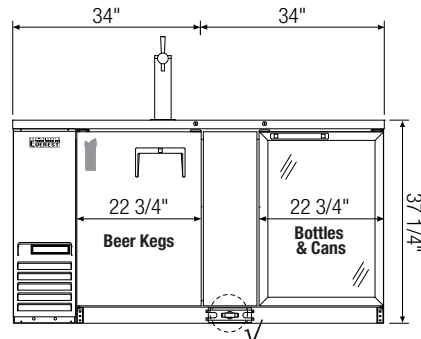
Dimensions



▲ E124BDBBG(620)



▲ E146BDBBG(620)



▲ E172BDBBG(620)

Model	Ref/ Frz/ Dual	# of Doors	# of Shelves	Capacity (Cu. Ft.)	Capacity & Size of Barrels	HP	Refrigerant	Capacity		Power (V-Hz-Ph)	Amps	Crated Weight (LBS)	Exterior Dimensions (Inches)		
								12 oz. Cans	12 oz. Bottles				L	D	H
E124BDBBG(620)	Ref (SD) 1 (GD)	1	2	13	(1) 1/2	1/4+	R290	175	126	240-50-1	3.5	279	49	24 1/2	37 1/4
E146BDBBG(620)	Ref (SD) 1 (GD)	1	2	17	(1) 1/2	1/4+	R290	245	168	240-50-1	3.5	286	57 3/4	24 1/2	37 1/4
E172BDBBG(620)	Ref (SD) 1 (GD)	1	2	20	(1) 1/2 (1) 1/4-Slim	1/4+	R290	315	210	240-50-1	3.5	326	68	24 1/2	37 1/4

Ref = Refrigerator | (SD) = Solid Door | (GD) = Glass Door

Specifications subject to change without notice.

Product dimensions are for general purposes and not absolute value. Product capacity (▶) is calculated based on standard industry figures. Slight variations may exist. If dimensions and capacity are critical, please contact Everest Refrigeration. Blizzard R290 replacement is at the sole discretion of Austure Refrigeration.



Please visit our website for updated Energy Efficiency information.