

PIZZA PREP. TABLES

Side Mounted Condensing Unit

EPT - Series Doors Model



▲ EPT90-1(800)



▲ EPT150-2(800)



▲ EPT180-2(800)



▲ EPT240-3(800)

Cabinet Construction

- Heavy duty stainless steel interior / exterior with rounded corners for a hazard-free workspace.
- 16 gauge, high quality stainless steel worktop, lid and hood.
- Galvanized steel bottom and rear.
- 2.5" thick high density polyurethane insulation.
- Four 5" swivel casters with locks on front set (six casters for model EPT240) Leg stabilizers standard for all models.

Refrigeration System

- Side mounted, self-contained and fully detachable Blizzard R290 condensing unit uses environmentally friendly, EPA-compliant R290 refrigerant with zero (0) Ozone Depletion Potential (ODP) and three (3) Global Warming Potential (GWP). Blizzard R290 is easily replaceable and requires no on-site brazing.
- Electronically commutated (ECM) fan motors achieve rapid cooling with less energy consumption.
- Full-length air duct system ensures optimal circulation of cold air.
- Time-initiated and temperature-terminated auto defrost cycle for seamless operation.
- Large capacity, corrosion-resistant condenser and evaporator coils.
- Self-maintaining, energy-efficient condensate drain pan requires no external drains or electric heaters.
- High performance, auto-reverse condenser fan motor supports compressor ventilation and condenser coil cleaning. Refer to owner's manual for full maintenance instructions.
- Pressure relief devices allow smooth access to cabinet interior when re-opening doors.
- Pre-wired and ready to plug, 240V/50Hz/1Ph, 10amp Australian Plug

Doors

- Heavy duty stainless steel interior / exterior.
- 2.5" thick high density polyurethane insulation.
- Frame heaters prevent exterior moisture build up.
- Self-closing with adjustable torsion system for a positive seal.
- Snap-in magnetic door gasket make cleaning and replacement an easy process.
- High strength, recessed door handles.

Preparation Area

- NSF certified polycarbonate 6" deep pans (see table for size and quantity).
- ½" thick, foam insulated lid keeps top pan area cold and prevents moisture build-up.
- 19¼" deep cutting board is removable for ease of cleaning.

Shelving

- Two epoxy coated, steel wire shelves per section.
- Height adjustable stainless steel clips.

Temperature Control

- Multi-function digital controller with easy to read LED display.
- Factory preset temperature, 2°C
- Audible overheat protection alarm for compressor and condenser coil.

Options

- NSF certified stainless steel double overself.
- Additional shelving.
- 3" swivel casters with locks.
- 3.5" – 6" height-adjustable and interchangeable legs.



Dimensions

ABS Legs

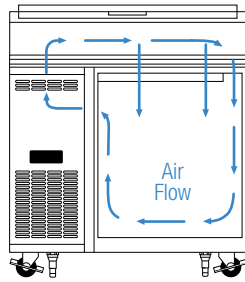


Two additional front adjustable stainless steel clad ABS legs to provide extra stability when opening and closing doors, and three additional leg for EPT240 for weight support.



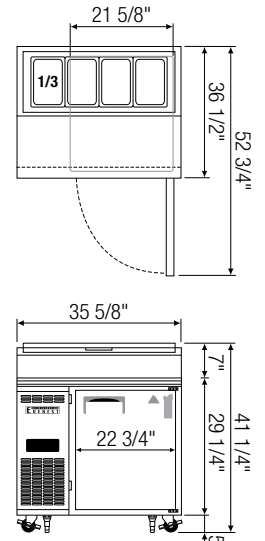
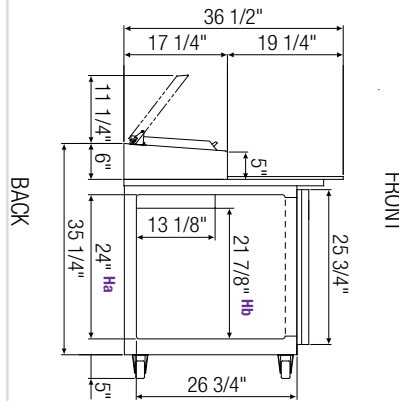
Equipped with 10amp Australian Plug

Air Flow

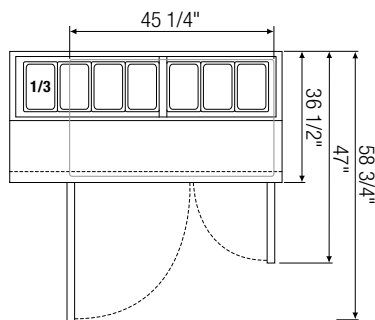


Front view of cabinet interior demonstrates air circulation from left to right.

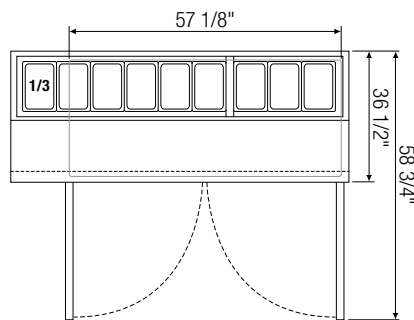
Side View



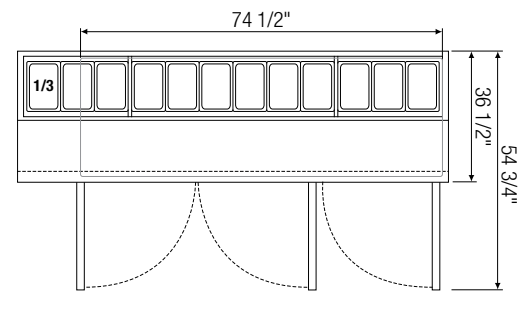
▲ EPT90-1(800)



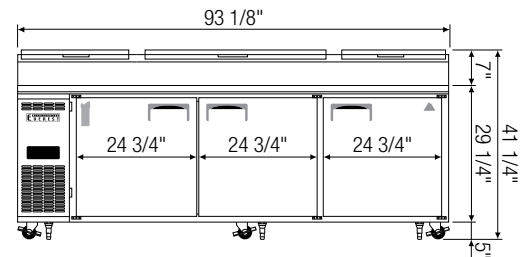
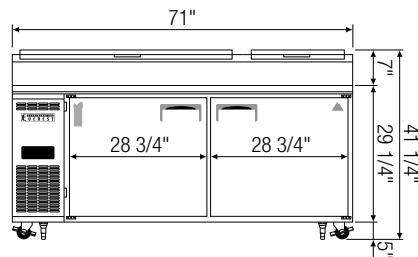
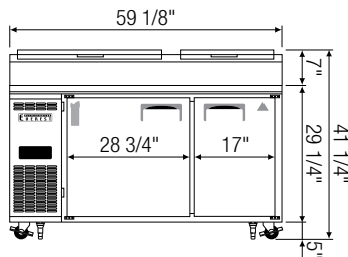
▲ EPT150-2(800)



▲ EPT180-2(800)



▲ EPT240-3(800)



Model	Ref/ Frz/ Dual	# of Doors	Capacity (Liters)	HP	Refrigerant	# of Shelves	# of Pans	Power (V-Hz-Ph)	Crated Weight (KG)	Exterior Dimensions (MM)		
										L	D ^a	H [*]
EPT90-1(800)	Ref	1	169	1/3	R290	2	1/3 X 4	240-50-1	133	906	845	1030
EPT150-2(800)	Ref	2	453	1/3	R290	4	1/3 X 7	240-50-1	180	1506	845	1030
EPT180-2(800)	Ref	2	651	1/3	R290	4	1/3 X 9	240-50-1	204	1806	845	1030
EPT240-3(800)	Ref	3	849	1/3+	R290	6	1/3 X 12	240-50-1	270	2370	845	1030

*: Height does not include 5" for casters ; height includes top lid and handle.

a : Depth includes 19 1/4" cutting board.

Ha, Hb : Interior Height

Ref = Refrigerator

Specifications subject to change without notice.

Product dimensions are for general purposes and not absolute value. Product capacity (▶) is calculated based on standard industry figures. Slight variations may exist. If dimensions and capacity are critical, please contact Austune Refrigeration.

Blizzard R290 replacement is at the sole discretion of Everest Refrigeration.



Please visit our website for more information
<http://www.austunecommercial.com/>