



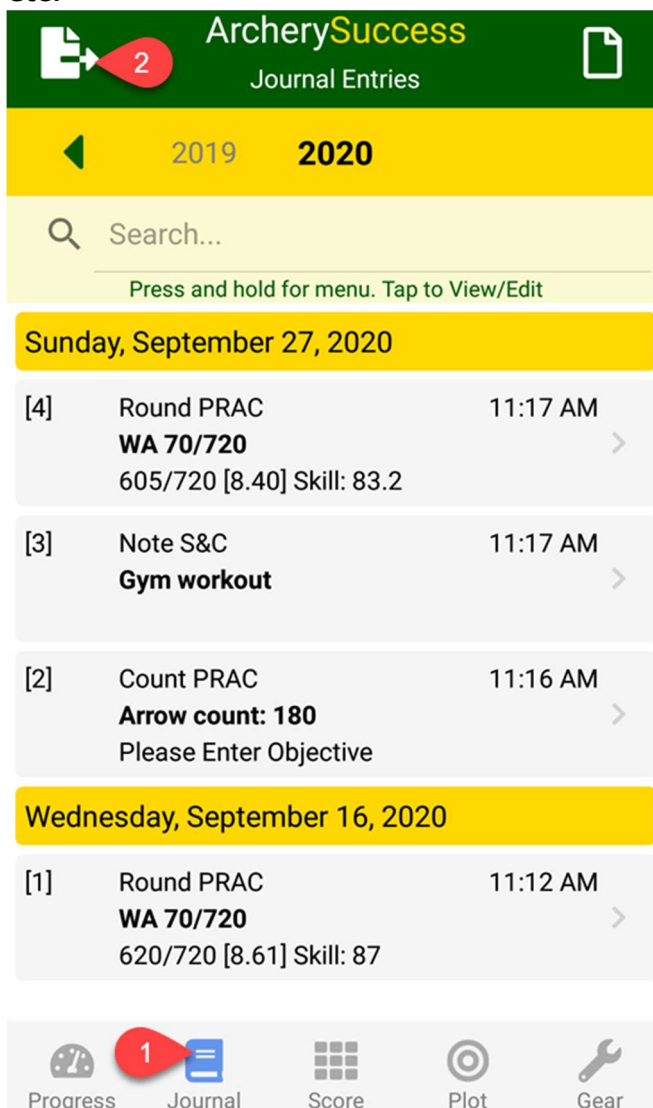
NEW!

Export your Journal entries to Excel

You can now export your ArcherySuccess Journal entries and target plots for the first four distances of rounds, to a spreadsheet.

Benefits of exporting your Journal data:

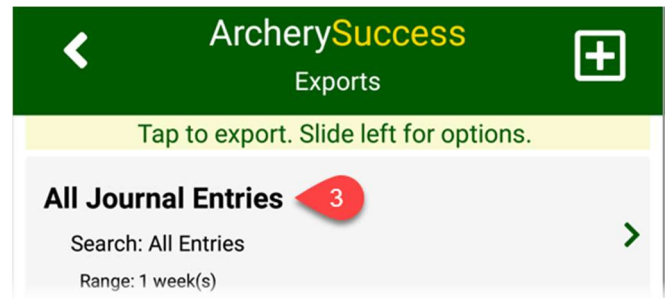
The **exported file** provides an off device, human readable Backup of your journal data which includes rounds, notes, arrows count, etc.



The **export feature** enables a more complete set of journal data to be exported, including target plots, which can also be shared with your coach or support team.

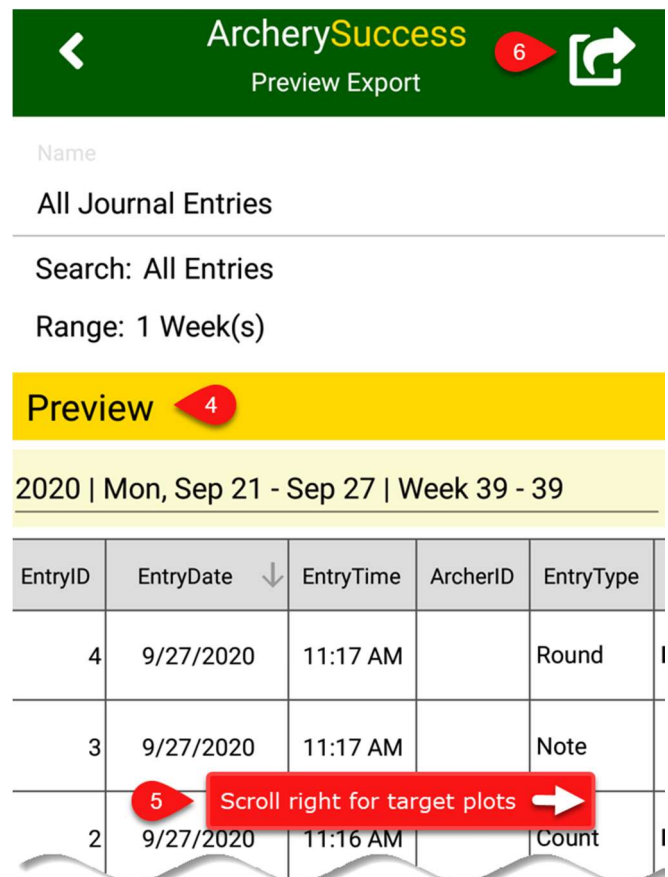
You can **add additional comments or data** to the exported file on any device with access to Excel.

Using Excel analytics you can perform additional analysis of your archery data, as well as enrich ArcherySuccess data with data from other sources.



How to export your data?

Tap **Journal** (1), then the **Export icon** (2). Select **All Journal Entries** (3). In the Data Grid shown, you can **preview the data** to be exported for the selected date range (4). **Scroll the Data Grid** right to see more data and target plots. These will be included in the export (5). Finally, **tap the Export icon** to export selected data (6).



Note: Target faces will export for rounds entered from v3.08 (released 27 July 2020) onwards; if you have a pre-v3.08 round and want to export the target face plots, resume the round from its Journal entry to upgrade it. There is no need to unlock the resumed round or make any other changes to it.