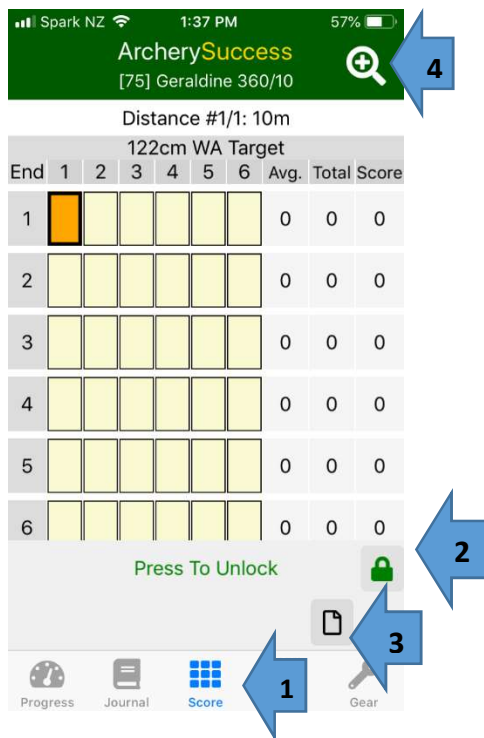


ArcherySuccess App

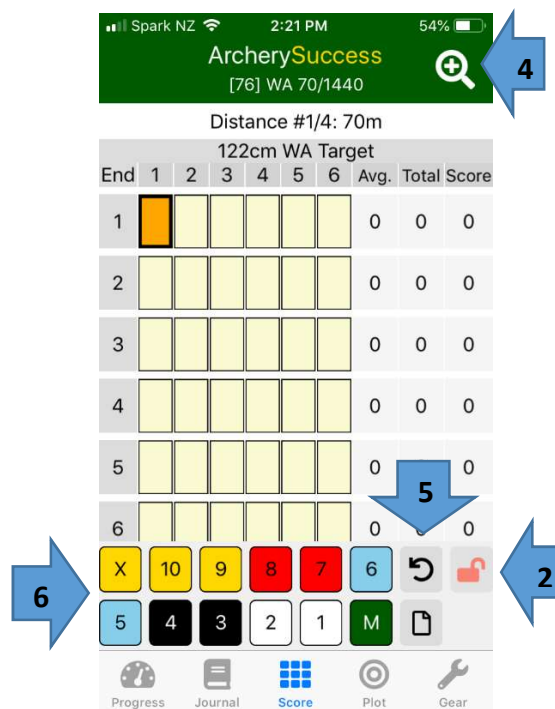
The Sore Tab

1. Tap on Score icon (1) to get to score screen
2. The screen is locked to prevent accidental changes. Tap Lock icon (2) to unlock the screen. (see screenshots of locked and unlocked screens below)
3. To add notes to a round tap on the Note icon (3)
4. To change, select or add a custom round tap in the icon by arrow labelled (4)
5. Undo icon (5) Tapping this icon will clear the score in the highlighted block.
6. Tap on these numbered blocks to enter the score value in the correct space on the score sheet. M is for a miss.

(2) Locked Screen

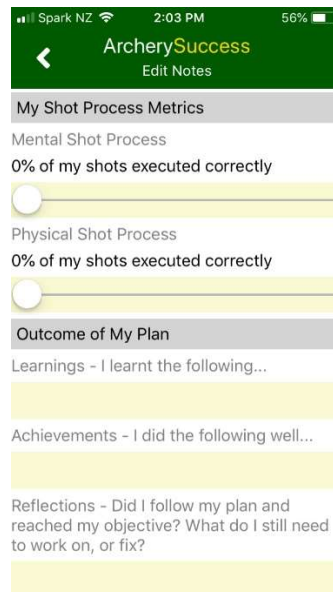
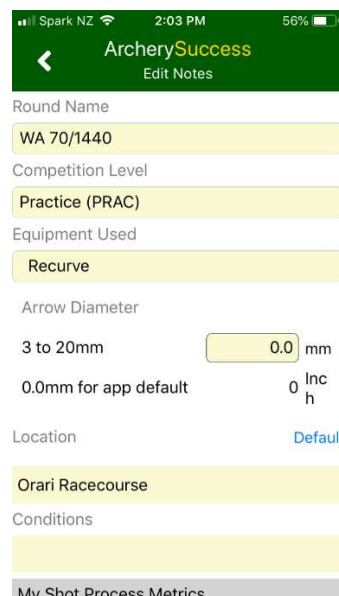
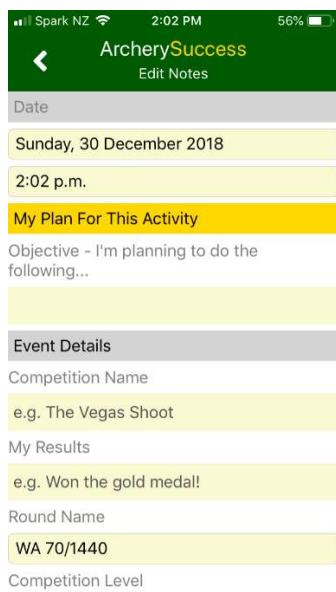


Unlocked Screen



(3) Notes

Tap on the Note icon. (Number 3 in the Locked Screen above). Enter your text in the yellow shaded text boxes. Scroll down to see all the information in the screenshots below.

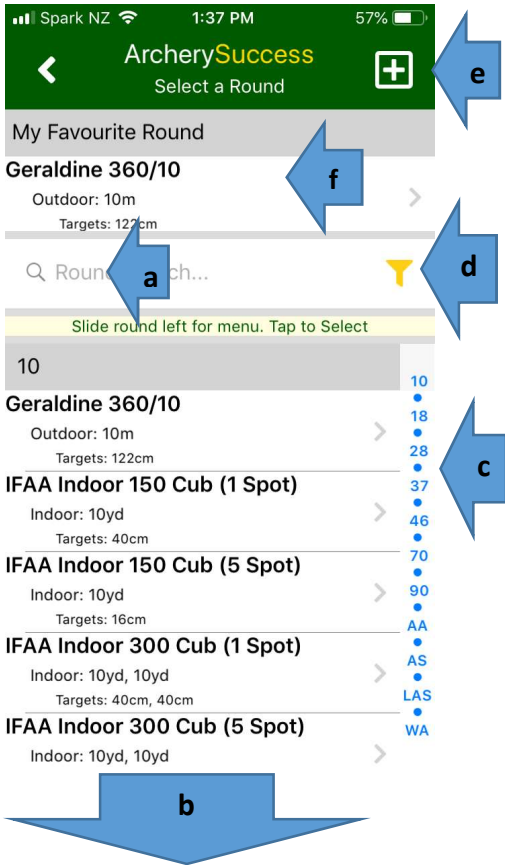


(4) Round Selection

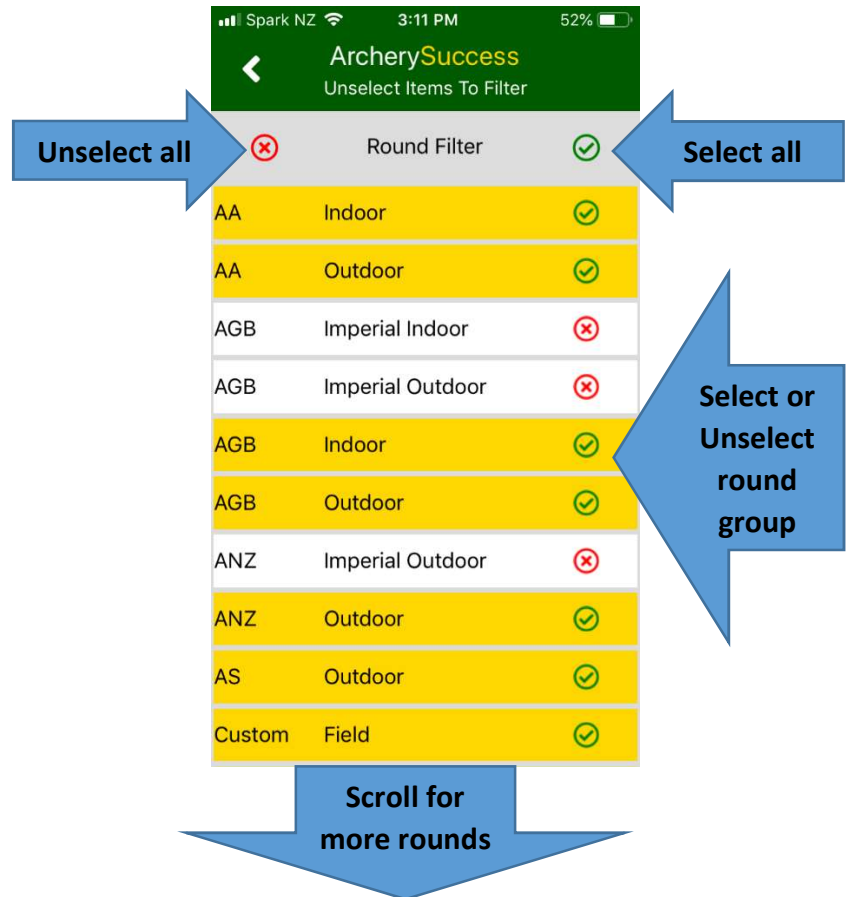
Tap on the Round icon. (Number 4 in the Locked Screen above) Search for the round to score by either:

- Type part of round name here
- Scroll down the display on the screen
- Quick search using blue index on right of screen
- Select / unselect unused rounds by tapping on the Filter icon. (See screenshot on right below)

Round selection

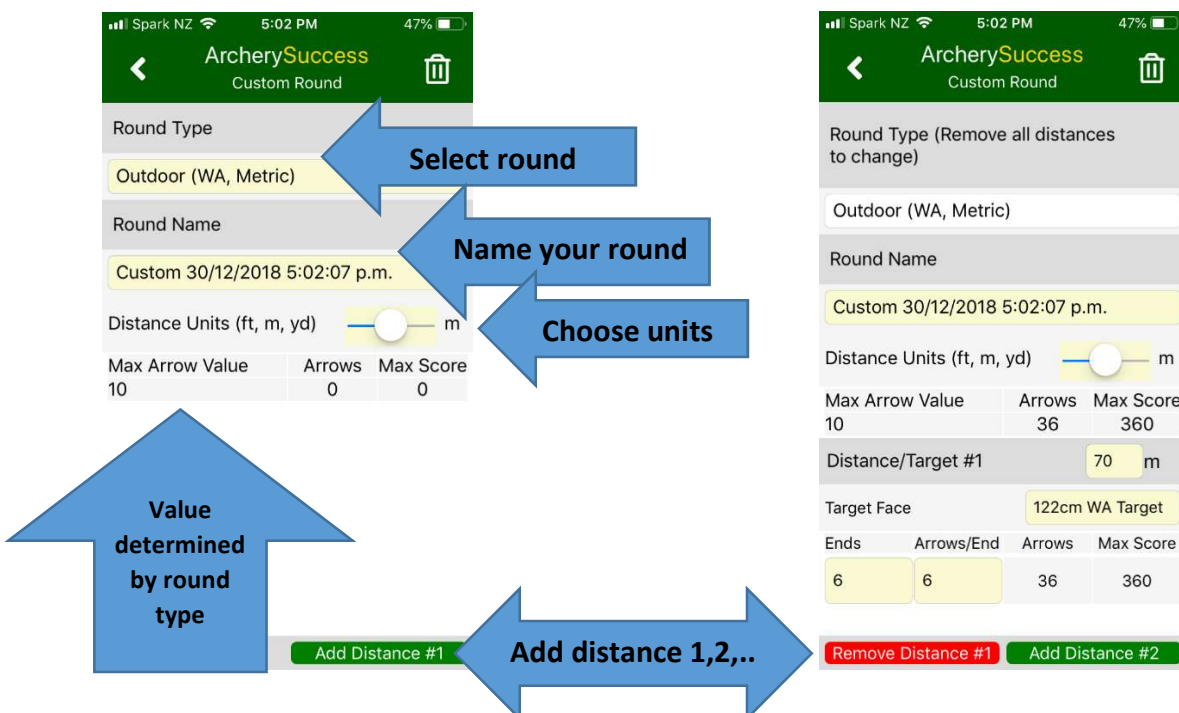


Unselect rounds to filter



Custom rounds (e on the screenshot above)

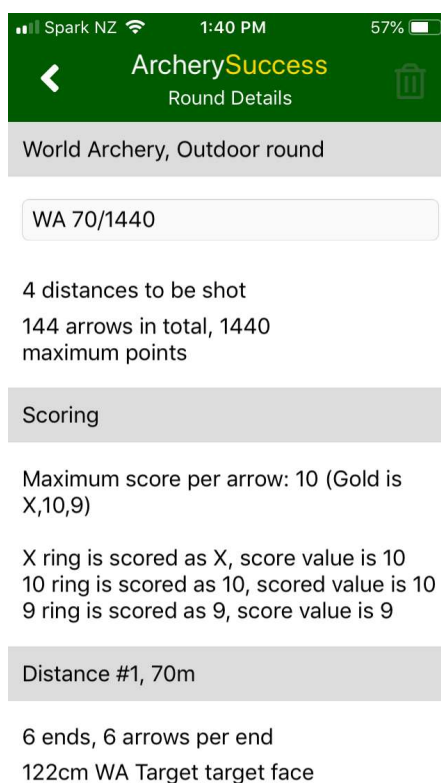
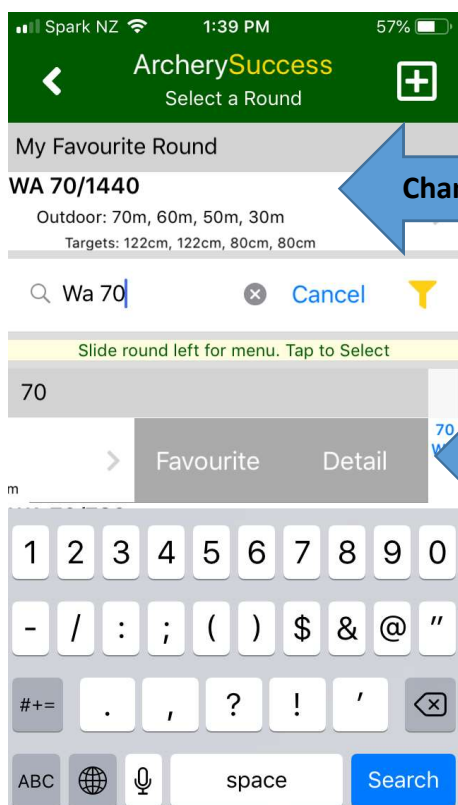
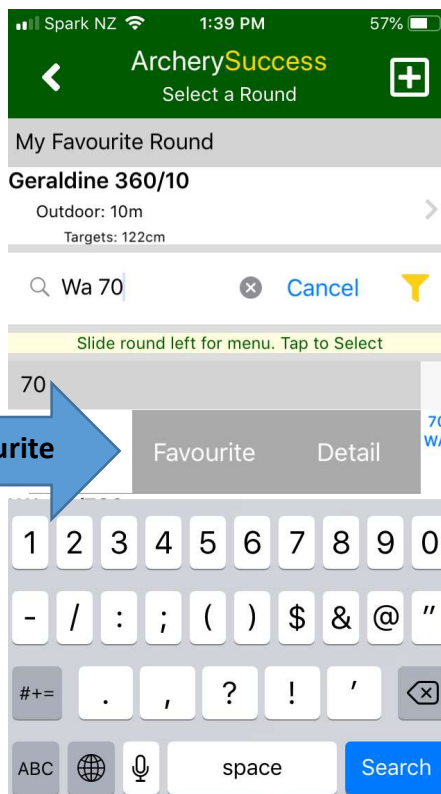
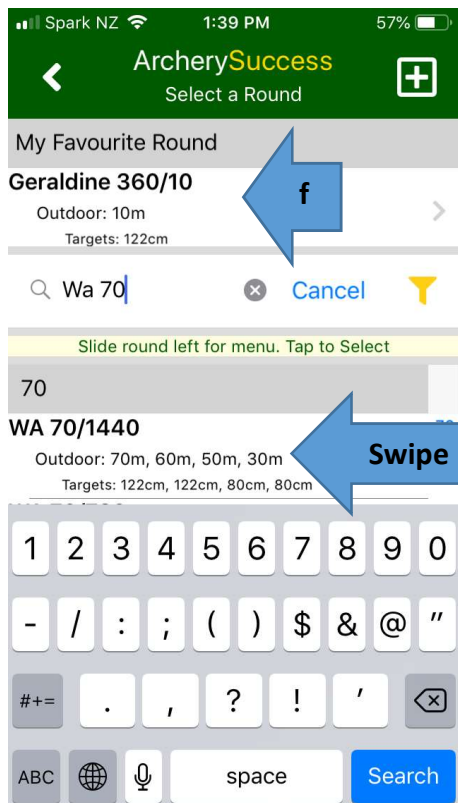
Tap on the Plus icon to add a custom round. For more detail see [ArcherySuccess - How to create a custom round \(docx\)](#)



Favourite round (f on Round selection screenshot above)

To Change your favourite round:

1. Select the round to be your new favourite round
2. Swipe from right to left on the screen on the name selected round
3. Two options will appear on right of screen "Favourite" and "Detail"
4. Tap Favourite. This round will now be displayed under My Favourite Round at (f)



(6) Enter Scores on score sheet

- a. Use numbered keypad to enter scores.
- b. The Avg, Total and Score values will update as you enter your scores.
- c. Distance totals will be updated and displayed below the score card for that distance.
- d. Scroll down to see score cards for all distances in a round.
- e. Round totals will be updated and displayed below the last distance in the round.
- f. Tap on Journal icon to see the newly scored round displayed as a journal entry.
- g. On the Journal entry swipe left to show the "More" and "Delete".
- h. Tap "Delete" to delete the round or "More" to see View, Resume, Notes and Analysis options.

Distance #1/4: 70m
122cm WA Target

End	1	2	3	4	5	6	Avg.	Total	Score
1	10	10	9	9	8	8	9	54	54
2	9	8	8	8	8	7	8	48	102
3	10	10	10	10	8	7	9.17	55	157
4	9	8	7	6	6	6	7	42	199
5	10	9					9.5	19	218
6							0	0	0

Distance #1 Totals

Xs	10s	9s	Avg.	Score	Gold
0	7	10	8.36	301	47.22%

Distance #2/4: 60m
122cm WA Target

End	1	2	3	4	5	6	Avg.	Total	Score
1							0	0	0
2							0	0	0

Distance #4 Totals

Xs	10s	9s	Avg.	Score	Gold
0	0	0	0	0	0%

Round Totals

Xs	10s	9s	Avg.	Score	Gold
0	7	10	8.36	301	47.22%

Journal Entries

Search...

Slide left for menu. Tap to View/Edit

[76] WA 70/1440
Round Score: 0/1440 [0.00]
PRAC Sun, 30 Dec 2018 14:02 p.m.

More Delete

View
Resume
Notes
Analysis
Cancel

If you have any questions just send us an email: support@archerysuccess.com. We usually respond within 48 hours.