



HORSE OF THE AMERICAS

Vol 20 | Issue 7

The Medicine Hat | Cindy Morrison (Torres) in
collaboration with Adam Edwards | Pg 1

Timeline for the Spanish Horse in the Americas
Part 3 | Beverly Davis & Gretchen Patterson | Pg 4

Training Young Horses as a New Parent |
Samantha Borders-Shoemaker | Pg 7

Safety When Riding Alone | Ginger Hipp | Pg 10

Three Views to a Blessing | Hardihood Acres | Pg

12

My Friend Tom Norush | Vickie Ives | Pg 17

Tom Norush



*Gone but not
forgotten*

Nanci Falley



THE MEDICINE HAT

Cindy Morrison (Torres)

The "Medicine Hat," war horse of the Plains Indians exists today, galloping across the open plains and hills through the mist of time, just as his sacred forefathers before him. Certain horses in our Spanish Mustang Registry today characteristically match the historical photographs recorded in the late 1800's of the Plains Indians on their prized and beloved "war ponies." To name just a few-- Chief San Domingo, Chief Santo Domingo and Special Warrior.

Since my youth, the Old West has intrigued me with its people, horses and Longhorn cattle. My grandfather first learned to ride on the back of a "little gray Mustang" brought here to Nebraska on a cattle drive along the "Old Texas Trail." This fact intensified my fascination with the wild Mustangs and the true Spanish blood of the conquistador's horses. In Hope Ryden's book, America's Last Wild Horses, she features a photograph of San Domingo (SMR 4) running with a band of mares on the Brislawn ranch in Wyoming. He is a true Medicine Hat and the horse of my dreams.

In June, 1977, our family made our first trip to the Cayuse Ranch. Mostly I wanted to see San Domingo. I spent all day talking with Emmett Brislawn. He told me all about San Domingo, but said he was getting old and that he was presently at Bill Valentine's. If I was going to see him, I should do it soon. So in November, we made the 1400 mile round trip to Bill's. What a magnificent horse San Domingo was at age 23, as he arched his neck tossing his flowing snow white mane, and proudly waited for his picture to be taken. What a ham! You would have thought NBC-TV was there to do a feature story. We then bought a buckskin mare from Bill, Little Woodhauler (SMR 496), in foal to San Domingo and later were blessed with a gorgeous red roan. Medicine Hat stud, Chief Santo Domingo (SMR 771). Chief Santo Domingo had a full sister, Miss Domingo (SMR 963) a buckskin roan Medicine Hat, born in 1979. My seven-year-old daughter, Rose, would jump on this yearling filly from a feedbunk and ride her bareback in the corral without her head. Miss Domingo soon became my favorite anything horse. She was so gentle, friendly and loving. She and I entered parades in Custer, Rapid City and Deadwood, attracting much attention because she was so nice to ride and so strikingly beautiful. Then one tragic dry summer, she got toxic poisoning from death camas, which is green when the grass isn't. Within hours she started throwing herself, so to prevent further injury, I sat with her and held her head all through the night, praying and hoping she would make it through the first critical 24 hours. But she died in my arms the next morning-- sad, exhausted and heartbroken, I cried and cried.



Reprinted with permission from author Cindy Torres and the Spanish Mustang Registry from the 1989 Spanish Mustang Registry Inc. Annual.

Now after several years, I've built up my band of broodmares, taking care to select bloodlines with color, and breeding to my stallion Chief Santo Domingo. Only two Medicine Hat colts have been born to him to date--proving once again just how rare and very special the horses truly are. One of these is a stud colt, Comes from Dreams, is appropriately named because of all the eight years of waiting, hoping and dreaming for a Medicine Hat. His coal black bonnet, snow white mane and forelock and blue spots are striking. Since the loss of Chief Joseph (SMR 293), blue roan Medicine hats are extremely rare. Special Warrior (SMR 828), owned by Josie Brislawn, may be the only other one in our registry today. Like many others, I love and prize all Spanish Mustangs, but the Medicine Hat holds a very special fascination for me. I clearly see why the Blackfoot, Sioux and Cheyenne held these horses to be so sacred. As many of the older horses die and some are gelded, we are left with fewer and fewer Medicine Hats in the registry. I truly hope more people will take an honest interest in helping preserve the rare and beautiful Medicine Hat.

I would like to thank the Brislawn family, Valentine, Bill Kim Kingsley, Phylis Falconer and Gilbert Jones for the knowledge, help and support with my horses.



Interview with Cindy: A Conversation with Adam

****Adam:**** Cindy, let's start at the beginning. What originally got you into Spanish Mustangs?

****Cindy:**** I read a book by Hope Ryden called **America's Last Wild Horses**. There was a chapter in it about the Brislawns and San Domingo. That really sparked my interest.

****Adam:**** How long after reading that book did it take for you to go see these horses?

****Cindy:**** Oh, I'd say about six months. The book mentioned Oshoto, Wyoming, and at first, I thought it was really far away. But when I looked it up, I realized it was only about 130 miles from me. That's when I decided I needed to go see those horses.

****Adam:**** Who was the first Spanish Mustang you met?

****Cindy:**** She was a red roan mare named Cayuba, a daughter of Majuba A. I bought her on that trip.

****Adam:**** Did you get to see San Domingo during that visit?

****Cindy:**** No, he had already been moved to Bill Valentine's place in North Dakota by then. But later on, we made the trip up there to see him.

****Adam:**** That must have been exciting! So, who would you say is your favorite Spanish Mustang of all time?

****Cindy:**** That would be Domingo's Medicine Queen (SMR# 1619). She was out of Chief San Domingo (SMR# 776) I rode her for about 20 years. She was the best saddle horse I've ever had—so smooth and quiet. She just floated over the ground.

****Adam:**** Did you ever have any bad injuries while riding?

****Cindy:**** No, thankfully not. But I wasn't a trainer, so I didn't ride horses that were likely to buck or act up.

****Adam:**** Did your family train horses?

****Cindy:**** Yes, my son trained horses when we lived in South Dakota, and my daughter Jodie helped as well.

****Adam:**** Who were your main mentors when it came to Spanish Mustangs?

****Cindy:**** Emmett and Kim Kingsley were my biggest mentors. They taught me so much about these horses.

On Challenges and Preservation

****Adam:**** What do you think are the biggest challenges facing Spanish Mustangs today?

****Cindy:**** A lot of people don't understand how good these horses are. It's hard to get people interested in them because they often confuse them with BLM horses. The BLM itself is a big obstacle—people assume these are \$25 wild horses from the BLM and don't realize their unique qualities.

****Adam:**** What makes Spanish Mustangs different from modern breeds?

****Cindy:**** They're incredibly smart and sure-footed. Their leg structure is better—they don't get navicular disease or ringbone as often as other breeds. They're built to last and rarely go lame unless they get injured.

Looking Back and Moving Forward

****Adam:**** Do you think the original breeders did a good job preserving these horses?

****Cindy:**** Yes, absolutely. They were very selective and kept the breed pure.

****Adam:**** What advice would you give to new mustangers or people interested in preserving Spanish Mustangs?

****Cindy:**** Realize that you have a very special horse. Stay true to them—don't mix them with other breeds thinking you'll improve them. These horses are exceptional as they are; they don't need changing.

Special Memories

****Adam:**** You mentioned earlier that you went to North Dakota to see San Domingo during his last breeding year.

Can you tell me more about that?

****Cindy:**** Yes, we bred three mares to him that year. Kim Kingsley got a Medicine Hat foal from one of those mares, and I got a buckskin mare who later had a Medicine Hat colt named Chief Santa Domingo (SMR# 771). That colt is what got me started with Medicine Hats.

Final Thoughts

****Adam:**** Cindy, this has been such an insightful conversation. Is there anything else you'd like to share or add that we might have missed?

****Cindy:**** Just that these horses are truly special—they're different from any other breed out there. You have to train them a bit differently, but once they bond with you, they're incredibly loyal and dependable.



Timeline for the Spanish Horse in the Americas, Part III

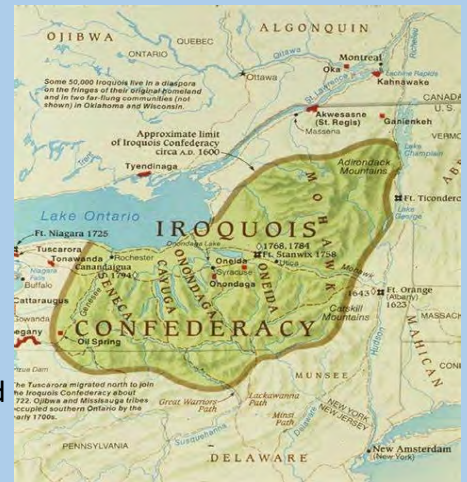
This will be an ongoing educational piece provided by Beverley Davis, Irving, Texas. Mrs. Davis is an equine history researcher and writer. Additional editing/graphics by Gretchen Patterson, Historian.

1658: The British Consulate in Tripoli, North Africa allows exportation of horses to England. With so many Spanish garrisons, access to well-bred Spanish animals under the name 'Barb' was possible.

1660: The Iroquois drive the Shawnee out of their ancestral homelands into lands joining the Cherokee and Chickasaw. This is important because the Shawnee gave the Chickasaw their first horses (1750). The Chickasaw played a part in the creation of Tennessee Walker and American Saddle-bred along with other Colonial Spanish.

1670: The French meet up with the Shawnee on the Cumberland River and trade Spanish horses for deer hides and slaves.

1674: The Spanish set up a mission for Chatot Indians west of Apalachicola River in Florida. Horses and cattle were bred to keep the mission self-sustaining. This is part of the Cracker Horse ancestry.



1675: A Spanish priest in Florida warned settlers about the fearsome "Chata" (Choctaw) who raided the missions for horses and cattle.

1680: Pueblo Indian revolt and the Spanish colonists were driven out of Santa Fe (New Mexico). Sometime after this revolt, the Comanche acquired their horses (probably from the Ute tribes).

1686: Robert Cavalier, Sieur de la Salle, French explorer, acquired five horses from the Caddo Indians in Texas.



Sieur Pierre le Moyne

1692: Diego de Vargas returns to Santa Fe with more colonists and horses from Mexico City.

1699: Pierre le Moyne established the first French settlement in Biloxi, Mississippi. This settlement would have been one source of horses for the Choctaw.

1700: The Comanche (Nemene—meaning The People) separate from the Eastern Shoshoni and move south out of Wyoming. They remain trading partners with the Shoshoni sending Spanish horses and slaves northward.

1711: Tuscarora Indians around Cape Fear, North Carolina are reported by English explorer, John Lawton as having horses which they feed corn.

1716: The Comanche drive the Jicarilla Apache into the mountains of northern New Mexico.

1717: French help the Caddo organize against Chickasaw raids and supply them with horses.

1719: First recorded Comanche raids into New Mexico for Spanish horses.

1720: A Spanish expedition out of Taos, New Mexico was annihilated by Indians (possibly Pawnee) who take their horses as war prizes.

1724: French traders in southern Kansas traded pistols to the Comanche for Spanish horses, mules, and slaves.

1730: Blackfeet Indians acquire horses.

1731: In September, the Comanche raid the horse corral at the Presidio of San Antonio de Bejar.


1740: Comanche established themselves on the Llano Estacado (Staked Plains); French traders among the Wichita on the Red River; the Crow get their first horses.

1743: First mention of the Comanche in Texas.

1746: The Comanche attack the Spanish settlement of Pecos, New Mexico.

1747: The French arrange a peace treaty between the Comanche and the Wichita.

1749: The Ute ask the Spanish for protection from Comanche raiders.



1750: The Ute and Jicarilla Apache become allies against the Comanche; the Wichita arrange a truce between the Comanche and Pawnee; Chickasaw in the Carolinas get the first horses from the Shawnee.

1758: The Comanches, Wichita, and Caddo raiders destroy the Mission of Santa Cruz de Saab in Texas and steal almost one hundred Spanish horses.

1760: The Comanches conduct horse stealing raids on Taos, New Mexico; Teton Sioux (Dakota) get horses from the Arika tribe.

1761: The Comanche strike a mission for Lipan Indians on the Nueces River in East Texas.

1761: Francis Marion (later known as *The Swamp Fox*) began his military career. The Carolina Marsh Tackys were used by Marion and his men.



1764: Chief Pushmataha of the Choctaw is born Nuxubee Creek, Mississippi. Choctaw horses were well-known and highly appreciated in the Southeast where they gave gait to the early plantation horses.

1769: California Ranching—Los Californios began to take shape; Jesuit priest, Junipero Serra, founded a mission in San Diego to convert local Indians. Spanish horses and cattle were introduced from Mexico. The Jesuits build twenty-one more missions in California.



Color Me America (Merica)

Red Roan Stallion

Sire Rigoletto's Something Special

Dam Washita River



HOA and AIHR registered. Two foals born this year. Located near Chandler , TX

Misty Blue Moon Rising with colt CHR Coope Head Road foaled 3/29/24

Sombre Del Sol with filly Pocket Full of Sunshine foaled May 1, 2024



CopperHeadCSM@yahoo.com Copper Head Ranch on Facebook

copperheadcsh.com

Training Young Horses as a New Parent

By Samantha Borders-Shoemaker

Training up young horses is a challenge in any scenario. Even the easiest of colts or fillies will present something unexpected. But when you throw in being a new parent with limited help, things can feel dicey quickly.

As a new mother myself, the prospect of backing several young horses in my breeding program seemed daunting.

Before pregnancy, I was in the best shape of my life and had recently completed almost 1,200 miles under saddle within a calendar year with my mare, Burn the Ships (aka “Rosa,” HOA #2376), which earned us HOA’s National Pleasure Horse and Endurance Champions for 2022. I rode a minimum of five days a week, and often more.

With the onset of pregnancy and then the early days of becoming a mother, I suddenly wasn’t riding much, if at all.


While I enjoyed the beautiful things of new motherhood, I kept wondering, How is this going to affect backing my young horses?

But here’s the catch- it’s turned out to be all right.

We know that Colonial Spanish Horses are great to work with. However, like any other horse, they need a caring and attentive hand to succeed when going under saddle.

At first, I worried that I wouldn’t be able to give them the time they need. That they wouldn’t get consistent enough work for our training to stick. The fact of the matter is, our youngsters are progressing well. And they’re loving being in work.

Here are a few takeaways from balancing horse training while also caring for an infant. You’re forced to take it slowly.



Any parent will tell you that a child keeps their own schedule, and it's true. While you work to help shape their routine, there's only so much that can be done. You're dealing with a person who's developing a sense of self, and things will inevitably not be on time. That's just life.

If you maintain perspective (and a good sense of humor), the same happens with backing young horses while balancing a young child. Young horses, without your extra pressures, take their own path. Even the best of trainers know that they need to work with the animal in front of them, not the ideal outlined by experts.

Don't pressure yourself to be on the timeline you would've achieved before. It's ok to have space between the times you can work with your young stock.

Our youngsters may not have the most regimented schedule, but they are responding well to training and aren't stressed when we ask for new things. Not only are they less stressed, but we are too (once we let go of the "timeline").

Don't bother with the extras

As the saying goes, strike while the iron is hot. If you're a new parent, you know what I mean. You only have so much time, even if you have a regular, extra set of hands to watch your child. So don't bother with big and grand goals for training sessions. Go simple.

I'll state it one more time: make things
super simple.

Small, measurable, and achievable goals not only make it easier for you in your limited time, they're also great for your horse.

Making your sessions short and sweet not only help you, but also make the mental load much easier for the horse you're working with.

The recommended amount of time in a session to work with a young horse is around 15 minutes. We strive to make ours a bare minimum of at least 10, even if we can't make the 15.



Go on, try it!

What I mean is this:

Try the random ideas you have that time permits!

Only got a few minutes? Work on manners.

Don't want to waste time on tacking up? Try bareback!

I get the temptation to do all the things, "properly." But every positive step in the whole of training is ultimately doing the right thing by your horse.

Training doesn't have to be linear.

And letting go of that expectation will not only free you to get done what's needed, but to find joy in the new, slowed down process.

We are in this for the love of horses, and our horses are extraordinary.

Don't forget that as we trailblaze for these horses, that we can take a moment when life gets hectic and get creative. Don't beat yourself up about the timeline, it'll come. And enjoy this new phase of life while also embracing new ways to love your passions, too.



SAFETY WHEN RIDING ALONE



As a middle aged woman who rides and trains for endurance alone most days, one of my biggest concerns is safety on trail alone. Here is a few tips I use to make myself safer and protect my horse while out all day.

- 1. A full battery and charger for my phone, A watch that is synced to it is even better. I personally use Life360 and have several family members and friends linked so I can be found at anytime. I always tell someone what area I am riding in and when to expect a call from me when I'm done. *I am lucky that most places I ride have good service so be aware that many places may not and you may need some other form of tracking when in those areas. An extra precaution is an AirTag on my saddle, it's not foolproof but it is something else to help track.**
- 2. I personally do not have a gun. I plan to buy one and take a class on using one but currently I don't. I am blind in one eye so shooting is not something I am confident in. That said, I do advocate for carrying one for personal protection and to euthanize your horse in the event of a horrific accident. In the mean time, I carry several types of knives, on my body and in saddle, bear spray and a taser.**
- 3. Extra rope that is longer than 12 feet. It can be used for numerous things that may come in handy on trail. Do you need to get off and lead your horse across a stream? A long rope will give you room to be safer. Did your reins or bridle break? A rope will make one in a pinch. Someone fall and get caught in quicksand? Throw a rope.**

4. Bag with first aid kit and supplies. Benadryl, bandaids, gauze, duck tape, chapstick, electrolytes, scissors(or multi tool) extra socks and rain jacket are always great to keep on saddle. I'm sure there are plenty more ideas to keep on your saddle but these are what I keep on hand daily.

5. Water! Two bottles minimum, protein bars, dried fruit, electrolyte packets, nuts and seeds. Anything to keep your energy up and you can survive on a few days in the event you get lost or hurt.

6. A helmet. I never ride without one and neither should you. I don't need to say anything else about it. Plenty of studies proving the impact a helmet has on your safety. A riding vest is also a great investment especially as we age and the ground gets harder than it used to be.

Whether I'm out for an hour or 6, these are what I do to help make sure I'm safe on trail. We never know what may happen and it's always better to have things we don't use than not have what we need in an emergency.

Hope to see you out on trail one day!

Ginger and Honey (Carolina marsh tacky)



Three Views to a Blessing

Amy

February 14, 2025, started like every other day. Get up, get dressed, make coffee, pack lunch, try to leave by 6:45 am to make it to work by 7:45 am. But I was a few minutes late leaving because it was Valentines, and I didn't want to leave John. The sun was up more than it had been all winter. Duke was lying in the hay, Lil Darlin, Possum, Joker, and Blackjack were calmly standing around the hay bale. Lainie was lying between the fence and the hay bale. As I was driving out of our driveway, I saw Lainie stand up. Oh my! We were having a baby. The other horses were peacefully watching, on guard, protecting Lainie.

I backed the truck back down the driveway, ran into the house and yelled, "We're having a baby!!" Then I went back out to see the foal be born. John asked if I could film the birth, since this is the first time we have been able to see the birth happen. Usually, we arrive, the foal had just been born, and the mare was still passing the placenta.

Instantly I knew something wasn't right. Lanie kept getting up and laying down.

The foal's front legs are hanging out about a foot but nothing else. No movement. Lanie was restless. I gestured to John to come quickly. I explained there was something wrong. He was helping Madeline move the other horses to the back pasture.

It was very interesting to watch the horses. They left reluctantly but willingly, except Jewel, she didn't leave. Lil Darlin ran back and forth down the fence watching. She is very protective of pregnant mares and mares with foals.

John went into the pasture and Lanie was up and down, up and down. I was worried she was going to break the foal's legs. John calmly walked over to Lanie and placed his hands on her neck. She laid her head down. John walked around and gently stuck his hands in to find the foal's head was twisted and down. The baby was stuck. John yelled, "Call the vet!" But when we called the office the message for the one-call vet was messing up and we couldn't hear the last number.

Lanie got up and turned around again. John went to her, and she laid her head down. John gently stretched her and moved the foal's head around. I felt helpless, there was nothing I could do but watch, so I filmed it. In my mind I was thinking I was one of the social media people that filmed a crisis instead of helped, but too many people in there would of stressed Lanie more.

John was amazing! Once he turned the foal's head he gently pulled as Lanie compressed and eventually the foal came out. It was awesome!! Lanie stood up and started cleaning her baby. We got heat lamps to the foal and a towel to help dry him off because it was a little cold outside.

The foal was a baby boy, a little stud colt. Within thirty minutes he was on his feet and nursing. Once he stood up, started nursing, Lanie passed the placenta and it was good, I headed to work. Madeline stayed home from school to take care of everything. She kept us informed all day, the colt pooped, peed, and nursed like a champ. Lanie was up and moving around just fine.



When the vet came out to check the foal and Lanie were in perfect health. The vet said John did an amazing job because there was no bruising or anything that gave her any signs there was an issue with birth.

We have a coyote problem here so the foal and Lanie will stay in the pasture with the other horses. He is in there with two full brothers who love protecting their mom, a half-brother, and two mares that are very protective of babies. The coyotes don't have a chance.

From this I learned not to stress. God has a plan, and everything works for his glory. All we must do is ride the wave of God's glory.

John

Friday morning while getting ready for work around 7 am my wife came in and said, “We are having a baby, now!” I told her to get Madeline, and I would be there in a few minutes.

When I got to the pasture, I could see the mare was in distress. I told Madeline to get all the geldings locked on the other end of the pasture. When I examined the mare, we had feet presenting but no head out at that time. I was forced to reach in and make sure the foal wasn’t breach. What I found was the head was turned under the left leg. I told Amy to call the vet. After partially turning the head, she had another contraction. I could see the foal’s eyes but no nose. The foal’s eyes were moving so I knew the foal was alive. That is when I manually stretched the vulva and worked the head out.

The next contraction the foal presented and started breathing within seconds. I left for work at 8 am. I had a call saying the foal was up and nursing.



Madeline

Valentines Day was supposed to be a normal Friday. Wake up at 7am, get dressed, leave by 7:20 to arrive at school on time. Little did I know my Valentine's Day was about to be quite eventful. I awoke, not to my alarm, but to my mom yelling "We're having a baby!" I was quick to get out the bed, ready to see the cute foal standing next to it's mom in the pasture.

I immediately got dressed, rushed out the door and straight to the pasture. Little did I know the baby had yet to be born. As I approached the fence, I saw the two front legs poking out. She was clearly in distress, getting up, rolling, turning, and walking. John wasn't far behind me. He immediately knew something was wrong.

This is where the work began. John told me to get the other horses away as he darted into the pasture. I ran back to the house, got in my car and headed off.

The horses know my car means it's time for feed. The geldings and Lil Darlin quickly followed and entered the other pasture with ease. John closed the gate and we both headed back to Lanie. Lanie laid back down, trying her hardest to get the baby out. Fortunately, her and John have a close bond, which made this process easier. She trusted John to help her. So, despite the pain, despite being uncomfortable, she let John work the baby out. The foal had gotten his head underneath his leg, which caused him to get caught. With his quick thinking, John carefully put his hands inside her and moved the colt's head into the right position. From there, he gently stretched her vulva to make it easier for the baby to be born. During this process, my mother and I were trying to get ahold of the vet. Unfortunately, the vet was not open and the number for the emergency vet was heard unclear. As I finally got the number, the baby was on the ground and alive. It was a rather large, bay colt with a white star and a white marking on his nose, something we had never seen with this cross.



Shortly after, John left for work. We placed heat lamps where the foal lay. Lanie followed her instincts and began to lick. My mom had brought a towel as the foal was shivering. At this point, I had entered the pasture to ensure that when he tried to stand, his legs wouldn't get caught in the fence. I draped the towel over him and began to dry him off. It wasn't long before he was up. My mom soon left for work. I was left in charge to make sure the baby was taken care of. He was smart and immediately started nursing right after he got on his feet. I gave him an enema and sprayed Iodine on his umbilical cord. He stood for both and after it was done he followed me around like a puppy. At that point, it was a waiting game to make sure all bowel movements were working. I sat in my car for the rest of the morning, watching him figure out his legs and what this new world was like. He was quick to poop and pee. As well as run and buck. His name is Valentino. He's got cute looks and loving spirit. I learned a lot from this situation. Not only was it my first time seeing a foal be born, it was also my first time seeing a complication during labor. I learned the importance of staying calm and being gentle even in a time of stress and urgency. It wasn't just a new baby being born but also a new memory I will never forget.





My Friend Tom Norush



The Colonial Spanish Horse has lost another hero, one of the founders and Horse of the America's first president, Thomas Norush.

He was my partner in shaping HOA.


As you probably know, screenwriter and author John Fusco purchased the rights and records of the defunct original HOA and asked me to revive and update it with fairness and equality to the several strains and types.

I chose Tom as soon as I understood our task. We were friends by telephone and correspondence already so when we met at an SMR annual meeting in Mississippi, we chatted as we rode down the trail. We were quickly sharing our vision of how to promote our vanishing breed. When John Fusco purchased and picked me for reviving Robert Brislawn and Jeff Edwards' registry, Tom was one of the first I asked to help.

He did his part and more. With help from his wife Della and their kids, esp. son Doug, they had been raising our horses and promoting where they could for years before I met the Norush family. I loved Tom's fine stallion Yellow Thunder and was absolutely jealous of his gorgeous mare Little Star Sparkling. Tom knew how to pick 'em and how to breed good to good.

Tom knew how to promote them too even though Spanish Mustang events were even rarer than they were in Texas. Now and then if an promising event might let them have fun and show off their horses too, they loaded up.





Continued

— “ —

As the new HOA's first president, Tom gave his best to our registry and led us to the current position we hold today, that of the number one registry in new registrations and memberships. HOA offers a far-ranging awards program that includes points for everything from miles and hours under saddle to wins in the show ring and on the trail in competitive trail riding to endurance racing.

Both English and western riding are recognized. Tom felt it was important to showcase the versatility of CS Horses from training young riders to competing in 50 mile endurance events. I could not have agreed more strongly. The Colonial Spanish Horse can do it all. HOA welcomes and rewards everything our member owners do to promote the versatility of America's First Horse.

At one of our annual meetings, members brought items for a fund-raising auction to benefit the registry. Tom acted as auctioneer. He loved to be the center of attention when it came to fund raising. He talked up the offerings from books to tack and got those bidders' hands in the air.

There was a serious side of this auction too. Every dollar gave us more available funds to buy awards, attracting members to participate in HOA promotions and showing the world the breed's remarkable versatility.

Today's HOA needs to take fund raising for desirable awards seriously. Participation in our awards program now is below the numbers of folks who sent in their points back then. In fact, HOA has not held an annual in-person meeting for several years.

Closures



As today's president, I would like to suggest that we plan an actual in-person meeting for the summer of 2025 and honor Tom Norush with the activities we used to do there: camp out, trail ride, auction donated goods and, perhaps more important, hold an in-person meeting and discuss the future of HOA in promoting our horses.

I would like to hear from our members on holding an in-person meeting this summer. Give me a call or text at (903) 407-0298 If you would like to chat on Facebook, that works too if we can set up a time to get together.

Tom, we love and miss you. You helped set us on the path to make HOA the best registry for our horses. Together we recognize you and your supporting family for all your work for our registry. I hope help HOA to lead in promoting America's First Horse just like you wanted, Tom. Then one day, I hope to find myself riding those heavenly trails now and then with you when I cross over. Thank you, my friend.

Vickie Ives | Karma Farms



Horse
of the
Americas

Open Positions Available

CALL FOR ELECTION AND BOARD MEMBERS

- ☒ President
- ☒ Vice President
- ☒ Treasurer
- ☒ Promotional Director
- ☒ Awards Director
- ☒ HOA Certified Inspectors

NOMINATIONS CAN BE SENT TO

Andrea Mulnix-andrea.sue.mulnix@gmail.com

or

M Annette Baca-annettegarcia1977@yahoo.com

Nominations must be received by end of day

10-05-2025

horseoftheamericas.com



REGISTRATION & TRANSFER FEES

WEANLINGS REGISTRATION: \$15.00

YEARLINGS REGISTRATION: \$20.00

OVER 2YRS REGISTRATION: \$30.00

TRANSFER: \$10.00

TRANSFER WITH NEW CERTIFICATE: \$20.00

INTERNATIONAL FEES

WEANLINGS REGISTRATION: \$20.00

YEARLINGS REGISTRATION: \$25.00

OVER 2YRS REGISTRATION: \$35.00



HOA HORSES FOR SALE?

Do you have an HOA horse up
for sale?

Contact mickeypliakos@hotmail.com about
posting them on our website!

ADS WANTED!!

HORSE OF THE AMERICAS
NEWSLETTER WANTS YOUR ADS!

HAVE AN EQUINE RELATED BUSINESS? POST AN
AD IN OUR NEWSLETTER! CONTACT US TODAY
TO GET YOUR AD INTO OUR NEXT ISSUE



Advertising Rates
Full Page = \$ 30.00

1/2 Page = \$ 15.00

1/4 Page = \$ 7.50

1/8 Page = \$ 5.00 (Business Card)



Award Sponsors Needed

*contact Gretchen Patterson at
glpatterson62@gmail.com for more info*

FULL SPONSORSHIP (1 BUCKLE) IS \$150;
+ \$30 FOR THE SPONSOR'S NAME
ENGRAVED ON THE BACK OF THE
BUCKLE (OPTIONAL)





**IMPORTANT
REMINDER!**

**RENEW YOUR
MEMBERSHIP!**

Details on the pages to follow





Horse of the Americas, Inc.

www.horseoftheamericas.com

Hello HOA Members!

On behalf of the HOA Executive Committee, I encourage each of you to renew your membership for 2025. Renewing members will receive their 2025 membership card, brochure, and one bumper sticker.

Our organization has members from all over the world. We have a current total of 1,445 horses in our registry (plus 7,530 in the Colonial Spanish Horse database), which is a good and ever rising number, but our horses are still endangered. The Livestock Conservancy (TLC) has our horses listed at threatened levels. You, our members, are the difference between our beloved horses and extinction. We have members ranging from advanced riders to beginners, but what we all have in common is the love for the Colonial Spanish Horse. Our members enjoy their horses in a large variety of ways from trail riding to showing, breeding, training, and driving. Some have become certified HOA sanctioned judges and trainers, and some have developed their own breeding/conservation programs. All members are willing to share information, horse keeping ideas, and experiences that may be different from modern breeds.

The Horse of the Americas Registry is based on our common interest and love for the Colonial Spanish Horse. Many CS horse owners ride and care for their horses by themselves daily and at times have found themselves rather isolated. Through the HOA, we create a community of people with the same interest where we can share information and experiences relevant to our special breed. This is done through our newsletters, website, and Facebook group where HOA members share stories, experiences, news, and other valuable information.

We have an extensive awards program that acknowledges the accomplishments of our horses and their riders in horse shows, distance competitions, parades, speed competitions, farm and ranch work, horseback mileage, and youth rider programs.

The objectives of HOA are to unify the preservation efforts for and promote the Colonial Spanish Horse, educate its membership and the public about our rare breed, and provide an environment of support for owners and riders wherein they can enjoy the versatility, talents, and characteristics of our Colonial Spanish Horse. Again, we welcome your membership.

Andrea Mulnix

HOA Secretary
124 McCord Rd
Round-up, MT 59072

Horse of the Americas, Inc.
Annual Membership Form
Membership runs from January 1st to December 31st

Name: (please list all members)_____

Farm & Ranch Name:_____

Address:_____

City:_____State:_____Zip/Postal Code:_____

Telephone: (Home)_____(Cell)_____

Email Address:_____Website:_____

All Membership fees to be paid in U. S. Dollars only, International members please add \$5.00 for postage.

Membership fees are as follows:

Jr. Member Only: \$ 10.00 (Ages 17 & Under)

Individual: \$ 15.00 (1 vote)

Family: \$ 20.00 (2 votes)

Farm & Ranch: \$ 25.00 (2 votes)

Family includes all family members: horses may be registered in any family name.

Farm & Ranch includes owners, horses registered by Farm/Ranch or owner's name.

**Farm & Ranch memberships qualify for listing on the HOA website: Breeders & Stallion Directory.

**Farm & Ranch memberships receive a free, one-page advertisement in the HOA Newsletter.

Horses must be registered with HOA.

Member horses qualify for annual awards; all award points follow the horse. Point forms and brochure available upon request or maybe downloaded from the website.

See our web site at <https://horseoftheamericas.com>

Look us up on Facebook at: Horse of the Americas, Groups

Print out this form and return to: HOA Treasurer, Tomlyn Grey
202 Forest Trail
Marshall TX 75672

Payment available through PayPal to glpatterson62@gmail.com, check (payable to HOA), or with a money order.
The web site has a PayPal link for membership fees.