

Javiolo Hip-Hop Dance Classes

Process & Protocol Booklet

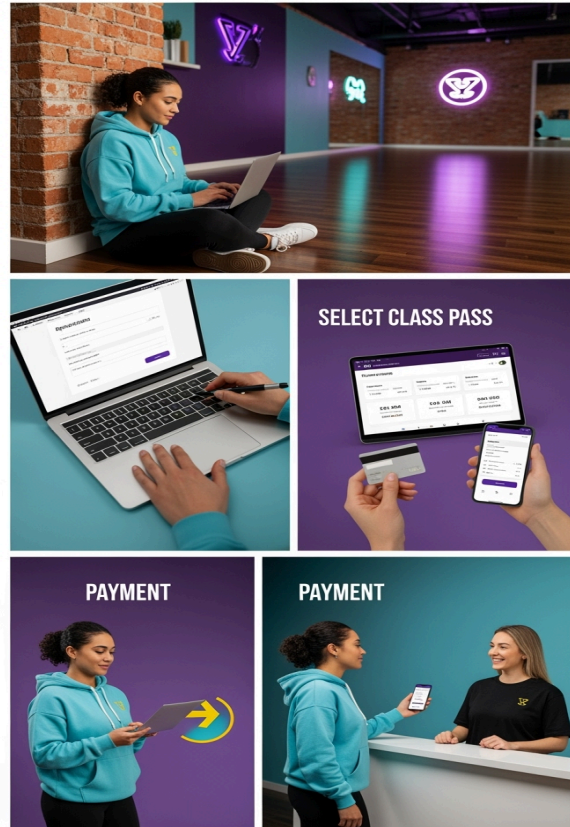
1. Registration & Pass Purchase



How-To:

1. Complete your profile, emergency contacts, and waiver scanning this QR
2. Visit www.javiolobolo.com and click Classes.” to check out services, dates and times
3. Select your desired class or pass (monthly fee, 5-Class, 10-Class, 20-Class).
4. Pay securely online or at the front desk.
5. Show your confirmation email or digital pass to check in for your first class.

REGISTRATION & PASS PURCHASE



2. Using & Renewing Class Passes

How to get the most of our classes Monthly fee or Class Pass




Reserve your spot online or in person.

1. Present your pass at check-in.
2. Track usage—unused passes roll over if renewed before expiry.
3. Scan QR to renew and

receive a 10% discount.

4. Bring a friend for free on your first class with each new pass
5. 5 class pass expires in 30 days from the purchased, 10 class pass expires in 45 days, 20 expires in 60.
6. Payments



Javier Garcia Bustos

@Javiolobolo



venmo

3. Class Pricing & Offerings

kids: Pre Dance

\$65 monthly fee 4 classes a month of 45 minutes

L1 to L4 & Adults

\$85/month – 1 Class per Week

\$115/month – 2 Classes per Week

Both options deliver 60-minute classes, world-class instruction, small groups, and the most welcoming vibe in town.

Adults Class Passes

5 Class Pass expires in 30 days

10 Class Pass expires in 45 days

20 class Pass expires in 60 days

Available for adult
classes Mornings 10:30
to 11:30 AM Evenings at
6:30 PM
Saturdays at 11 AM

Special Offers & Benefits

20% off your first month as a new student


\$20 merchandise credit for each friend you refer who enrolls

Sibling & family discounts available—ask at the front desk Scholarships and flexible payment—passion always comes first

Registration is now open. Secure your spot and dance into a new season with Javiolo & team



4. Event Communication & Achievement Celebration



This season we want to reward students as they gain skills with us:

1. Announcement in class, on the board, WhatsApp, and social media.
2. Celebrate achievements with shout-outs and the “Wall of Champions.”
3. Share photos/stories (with consent) on socials.
4. Invite friends/family to performances.
5. Follow our social media to get all the updates. Leave a review to get a discount

5. Level-Up & Team Advancement

Visual Prompt:

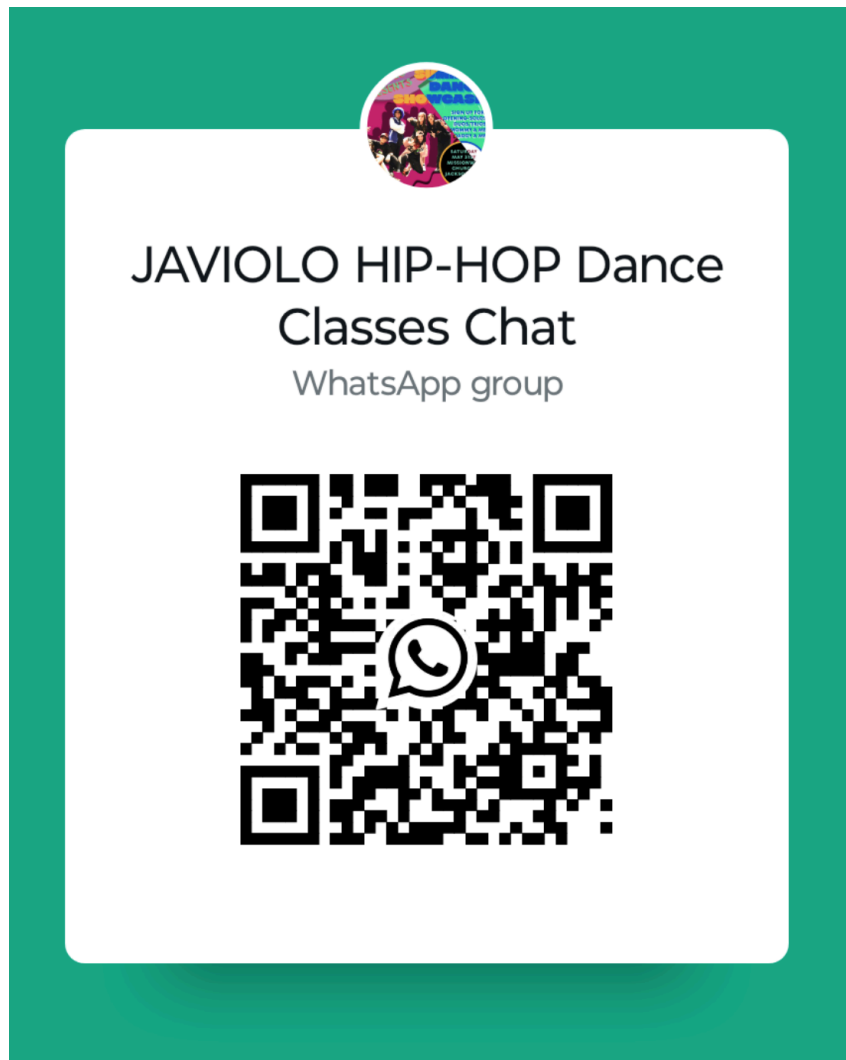
Students will have the chance to level up once they have mastered some certain moves to each level.

How-To:

1. Attend classes regularly and maintain attendance.
2. Request skill evaluation or join quarterly reviews.
3. Pass assessment—receive certificate/invitation to next level or team.
4. Celebrate achievement online and on the “Wall of Champions.”
5. Repeat to keep moving up!



6. Staying Informed & Connected



1. Keep yourself in the loop joining our WhatsApp group chat from our classes where you can find all the answers to your question without the **hustle**

2. Scan QR to join WhatsApp group for updates.

3. Subscribe to email newsletter and blog.

4. Follow IG @javiolobolo2 and @javiolobolo on socials.

5. Take a photo of the posted calendar.

6. Ask staff to add you to all lists.

7. Protocols & Policies

During Class: Please allow yourself to disconnect from reality and work on training the dancer.

Everything can wait while you are doing you. Things you should know

Pay tuition before class; late payments incur \$10 fee.

- Notify staff 3 hours before absence for make-up eligibility (use within 30 days).
- Phones away during class; record only at the end with permission.
- Sibling/family discounts apply; ask at the desk for offers.
- Merch discounts with active pass.
- Full pricing/services at www.javiolobolo.com.

URBAN POLICES



URBAN STUDIO MERANER

8. Performing Opportunities

During the year and in order to create awareness of the school. We are joining an indoor and outdoor performance group, collaborating with local artists, like Jordan Johnson” 17 edition winner of Jax Idols, Arc of St. Johns events and more

How-To:

1. Watch for sign-ups/auditions on board, WhatsApp, and email.
2. Attend rehearsals/info meetings.
3. Show commitment, teamwork, and a positive attitude.
4. Opportunities: Competition Team, Winter Production, Riverside showcases, backup for local artists, Arc of St. Johns and more

